



US00D351908S

United States Patent [19]

[11] **Patent Number: Des. 351,908**

Shaw

[45] **Date of Patent: ** Oct. 25, 1994**

[54] **MULTI-FLUTED DENTAL IRRIGATION DRILL**

5,066,230 11/1991 Weissman 433/165
5,098,293 3/1992 Löff et al. 433/165

[76] **Inventor: Leon Shaw**, 1225 Broken Sound Parkway, NW., Boca Raton, Fla. 33487

Primary Examiner—Wallace R. Burke
Assistant Examiner—M. H. Tung
Attorney, Agent, or Firm—M. K. Silverman

[**] **Term: 14 Years**

[57] **CLAIM**

[21] **Appl. No.: 893**

The ornamental design for a dental irrigation drill, as shown and described.

[22] **Filed: Oct. 28, 1992**

[52] **U.S. Cl. D24/152; D24/176**

DESCRIPTION

[58] **Field of Search** 433/82, 141-142, 433/114, 116-118, 125-124, 133, 165-166; D24/133, 146-147, 152, 176

FIG. 1 is a perspective view of the inventive design for a dental irrigation drill;

FIG. 2 is a top view thereof of which the bottom is a mirror image;

FIG. 3 is a left side of the inventive design of which the right side is a mirror image thereof;

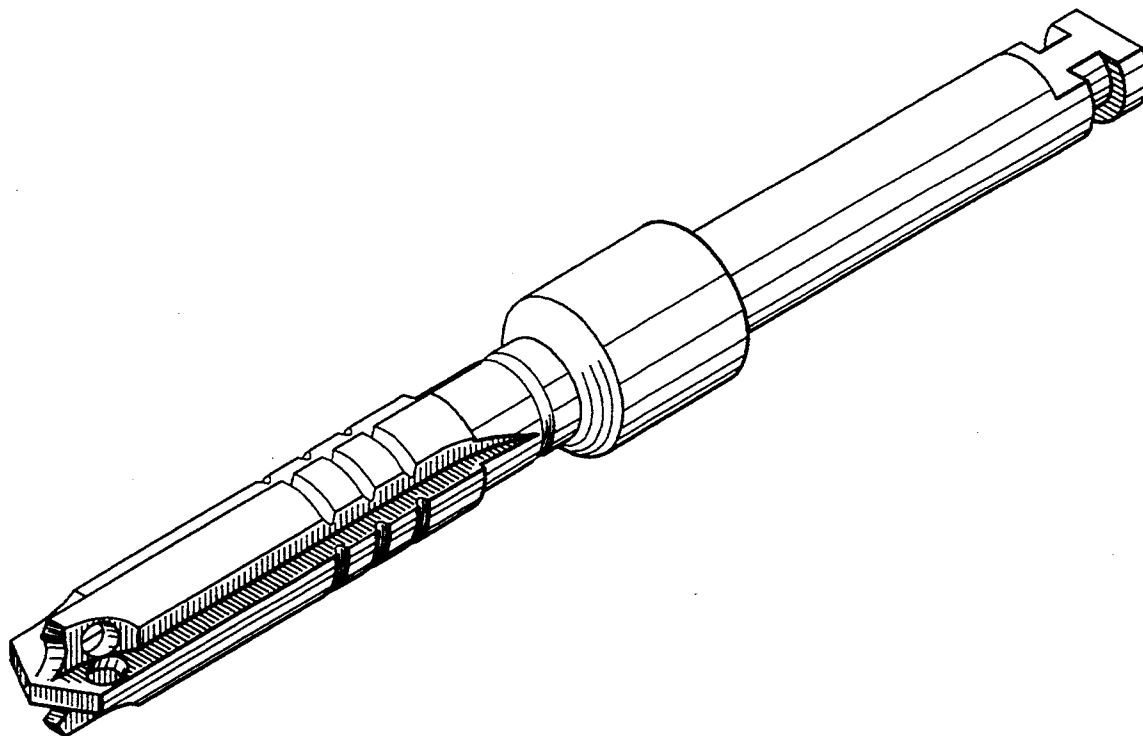
FIG. 4 is a front elevational view of the inventive dental irrigation drill design; and,

FIG. 5 is a rear elevational view thereof.

[56] **References Cited**

U.S. PATENT DOCUMENTS

4,205,444 6/1980 Weissman 433/165
4,270,903 6/1981 Nash 433/165
4,820,156 4/1989 Ross 433/165






FIG. 2.

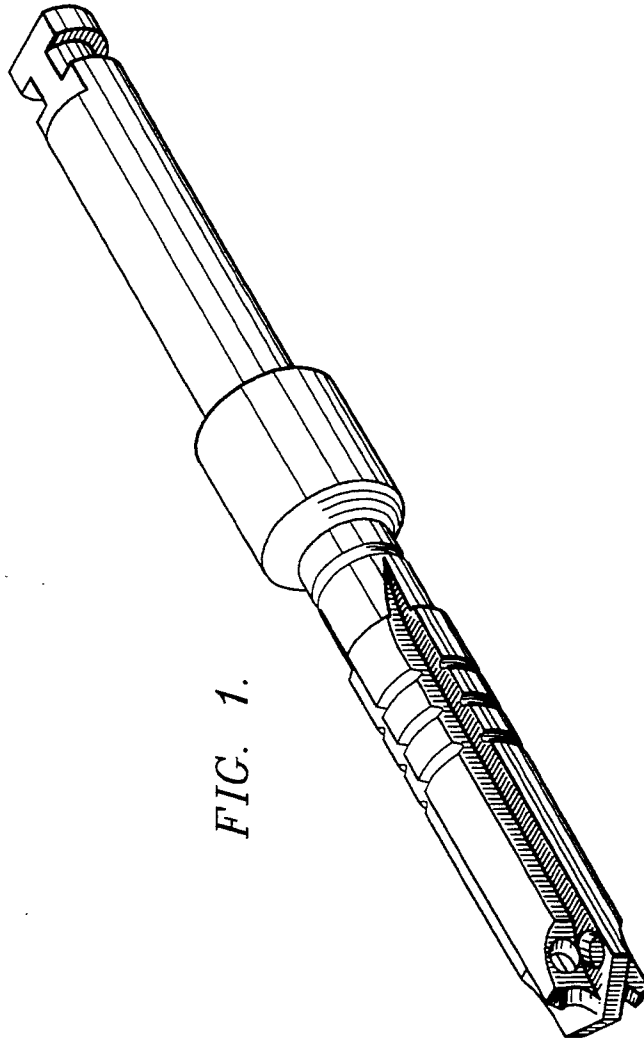


FIG. 1.

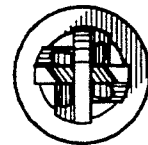


FIG. 4.

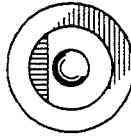


FIG. 5.

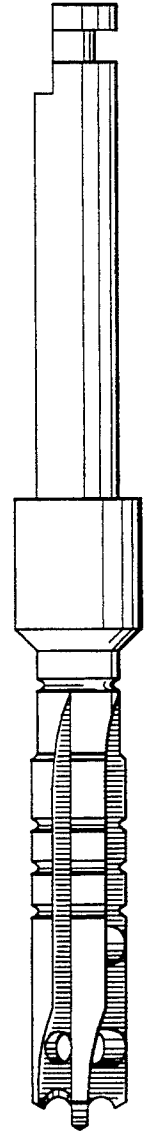


FIG. 3.