



US00D738275S

(12) **United States Design Patent**
Tachiiri et al.

(10) **Patent No.:** **US D738,275 S**

(45) **Date of Patent:** **** Sep. 8, 2015**

(54) **OPERATION DEVICE FOR VEHICLE EQUIPMENT**

(71) Applicant: **DENSO CORPORATION**, Kariya, Aichi-pref. (JP)

(72) Inventors: **Motoki Tachiiri**, Nagoya (JP); **Yasuhiko Yamazaki**, Nagoya (JP)

(73) Assignee: **DENSO CORPORATION**, Kariya (JP)

(**) Term: **14 Years**

(21) Appl. No.: **29/484,017**

(22) Filed: **Mar. 5, 2014**

(30) **Foreign Application Priority Data**

Sep. 6, 2013 (JP) 2013-020752

(51) **LOC (10) CL.** **12-16**

(52) **U.S. CL.**
USPC **D12/174**

(58) **Field of Classification Search**

USPC D12/174, 179, 400, 606; D14/117.1, D14/117.2, 117.4, 117.9, 412-416, 302; D21/324, 328, 333, 565, 566; D8/303; 74/335, 473.1, 473 R, 475, 489, 502.2, 74/523, 551.8, 551.9; 200/43.17, 61.28, 200/61.91; 340/426.16, 456, 825.69, 340/825.72; 341/173

See application file for complete search history.

(56) **References Cited**

U.S. PATENT DOCUMENTS

D212,728 S * 11/1968 Shimano et al. D12/179
4,818,008 A * 4/1989 Cressoni 296/37.8
5,085,481 A * 2/1992 Fluharty et al. 296/37.8

(Continued)

FOREIGN PATENT DOCUMENTS

JP 2013-082358 5/2013
WO WO 2014/167777 10/2014

OTHER PUBLICATIONS

U.S. Appl. No. 29/469,327, Tachiiri et al, Oct. 9, 2013.

(Continued)

Primary Examiner — Philip S Hyder

Assistant Examiner — Darlington Ly

(74) *Attorney, Agent, or Firm* — Harness, Dickey & Pierce, PLC

(57) **CLAIM**

The ornamental design for an operation device for vehicle equipment, as shown and described.

DESCRIPTION

FIG. 1 is a front elevation view of an operation device for vehicle equipment showing our new design;

FIG. 2 is a rear elevation view thereof;

FIG. 3 is a top plan view thereof;

FIG. 4 is a bottom plan view thereof;

FIG. 5 is a left side elevation view thereof;

FIG. 6 is a right side elevation view thereof;

FIG. 7 is a front, bottom, and right side perspective view thereof;

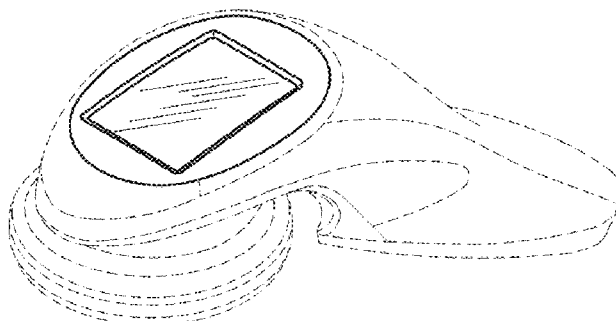
FIG. 8 is a front, top, and left side perspective view thereof; and,

FIG. 9 is a front, top, and left side perspective view thereof, wherein the operation device is shown in use and attached to a vehicle.

The article of the present design relates to an operation device for a vehicle equipment. For example, the operation device may be attached to a predetermined portion of a vehicle, and may be used for remotely operating a vehicle equipment such as a navigation device, an air conditioner, various audio devices or the like. As an example, the operation device may be attached to a console of the vehicle, as shown in FIG. 9.

The broken lines shown in the drawings illustrate environmental subject matter of a hand and portions of a vehicle for the operation device for vehicle equipment that forms no part of claimed design.

1 Claim, 5 Drawing Sheets



(56)

References Cited

U.S. PATENT DOCUMENTS

D340,042	S *	10/1993	Copper et al.	D14/388
D567,243	S *	4/2008	Ashida et al.	D14/412
7,571,663	B2 *	8/2009	Vigil	74/473.3
D618,334	S *	6/2010	Le et al.	D24/108
D626,517	S *	11/2010	Yano	D13/168
8,025,327	B1 *	9/2011	Schowalter	296/70
D656,438	S *	3/2012	Klatt et al.	D12/179
8,196,490	B2 *	6/2012	Kim	74/473.11
D691,217	S *	10/2013	Condon et al.	D21/566
2006/0037424	A1 *	2/2006	Pickering et al.	74/473.3

OTHER PUBLICATIONS

U.S. Appl. No. 29/483,985, Tachiiri et al, Mar. 5, 2014.

U.S. Appl. No. 29/483,991, Tachiiri et al, Mar. 5, 2014.
 U.S. Appl. No. 29/483,997, Tachiiri et al, Mar. 5, 2014.
 U.S. Appl. No. 29/484,005, Tachiiri et al, Mar. 5, 2014.
 U.S. Appl. No. 29/484,012, Tachiiri et al, Mar. 5, 2014.
 U.S. Appl. No. 29/469,321, Tachiiri et al, Oct. 9, 2013.
 Office action dated Jul. 15, 2014 in related U.S. Appl. No. 29/483,985.
 Office action dated Jul. 15, 2014 in related U.S. Appl. No. 29/483,991.
 Office action dated Jul. 14, 2014 in related U.S. Appl. No. 29/483,997.
 Office action dated Jul. 16, 2014 in related U.S. Appl. No. 29/484,005.
 Office action dated Jul. 16, 2014 in related U.S. Appl. No. 29/484,012.

* cited by examiner

FIG - 1

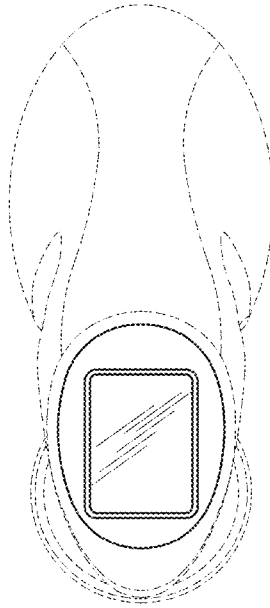


FIG - 2

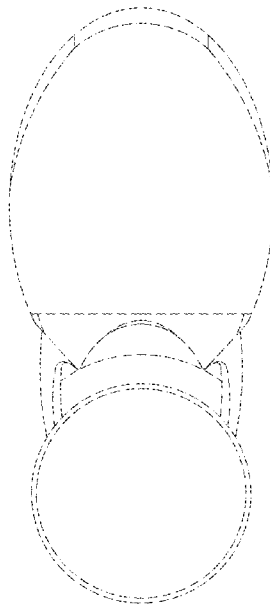


FIG - 3

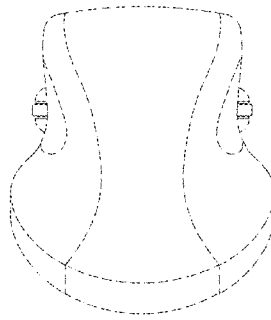


FIG - 4

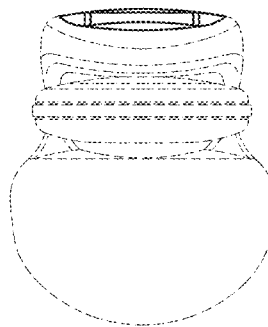


FIG - 5

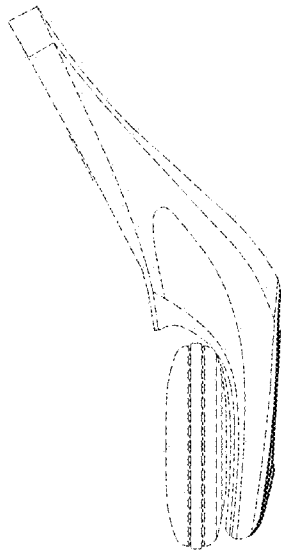


FIG - 6

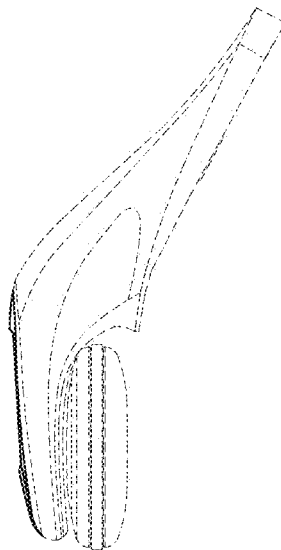


FIG - 7

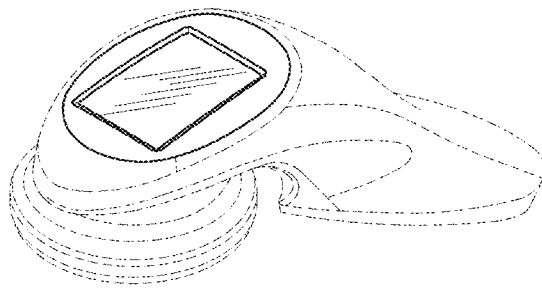
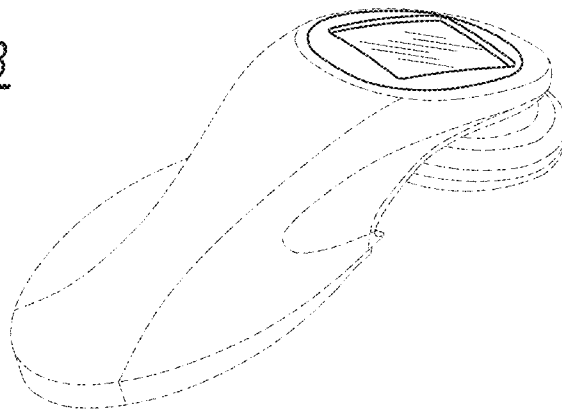


FIG - 8



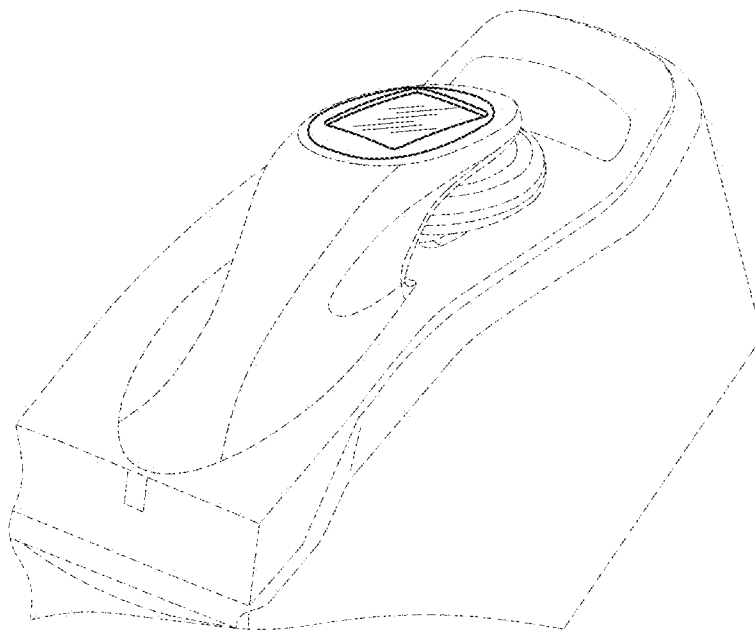


FIG - 9