



US00D729656S

(12) **United States Design Patent**  
**Yu**

(10) **Patent No.:** **US D729,656 S**

(45) **Date of Patent:** **\*\* May 19, 2015**

(54) **FITNESS TRACKER**

(71) Applicant: **DXG Technology Corp.**, Taipei (TW)

(72) Inventor: **Tzu-Chiang Yu**, Taipei (TW)

(73) Assignee: **DXG TECHNOLOGY CORP.**, Taipei (TW)

(\*\*) Term: **14 Years**

(21) Appl. No.: **29/506,627**

(22) Filed: **Oct. 17, 2014**

(30) **Foreign Application Priority Data**

Jun. 10, 2014 (TW) ..... 103303466

(51) **LOC (10) Cl.** ..... **10-04**

(52) **U.S. Cl.**  
USPC ..... **D10/70; D10/78**

(58) **Field of Classification Search**  
CPC ..... G08G 1/096883; G08G 1/096872;  
G08G 1/096775; G01C 21/16; G01C 21/3688;  
G01C 21/30; G01V 8/20; G01J 5/02; G01J  
5/023; G01J 5/24; G01J 5/10; G01J 5/20;  
G01J 5/0235; G01J 5/08; G01J 5/0853;  
G01J 5/33; G01J 5/34  
USPC ..... D10/70, 78  
See application file for complete search history.

(56) **References Cited**

U.S. PATENT DOCUMENTS

D296,766 S \* 7/1988 Pavlovic ..... D10/32  
D567,110 S \* 4/2008 Pardoux ..... D10/31  
D567,111 S \* 4/2008 Pardoux ..... D10/32

\* cited by examiner

*Primary Examiner* — Antoine D Davis

(74) *Attorney, Agent, or Firm* — WPAT, PC; Justin King

(57) **CLAIM**

The ornamental design for a fitness tracker, as shown and described.

**DESCRIPTION**

FIG. 1 is a perspective view of a fitness tracker showing our new design;

FIG. 2 is a front side view of FIG. 1;

FIG. 3 is a rear side view of FIG. 1;

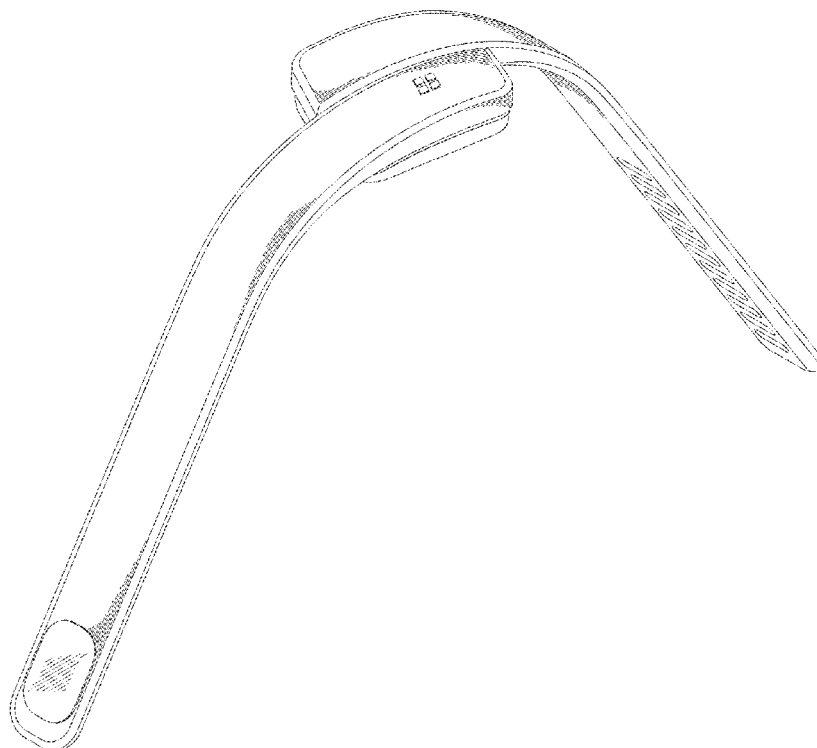
FIG. 4 is a left side view of FIG. 1;

FIG. 5 is a right side view of FIG. 1;

FIG. 6 is a top plane view of FIG. 1; and,

FIG. 7 is a bottom plane view of FIG. 1.

**1 Claim, 4 Drawing Sheets**



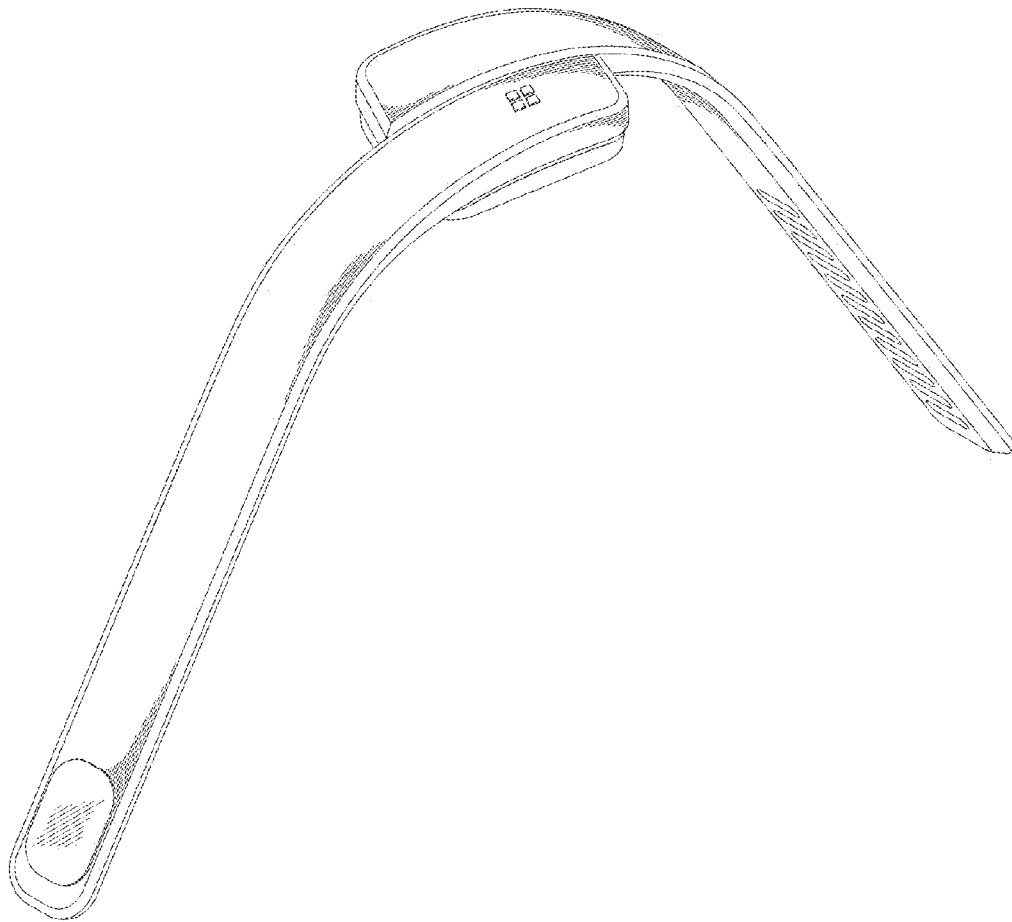


FIG. 1

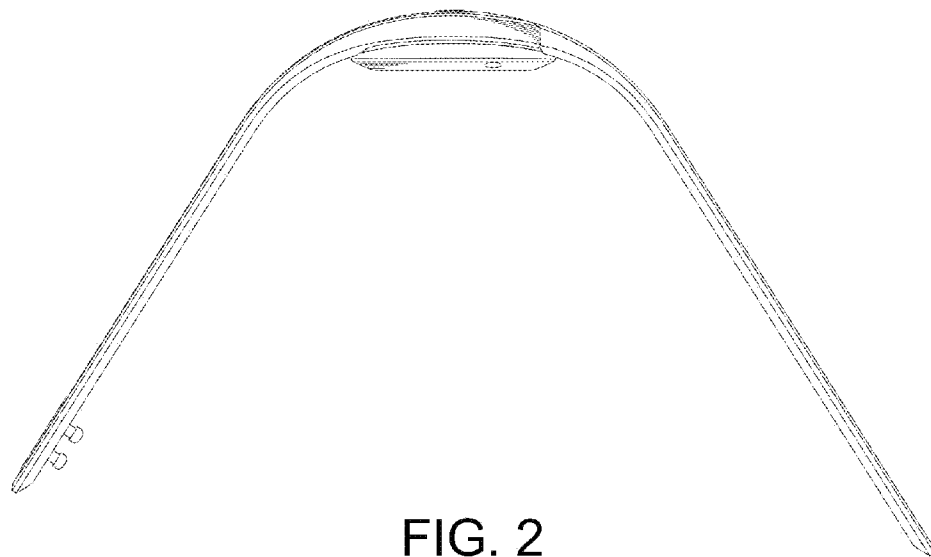


FIG. 2



FIG. 3

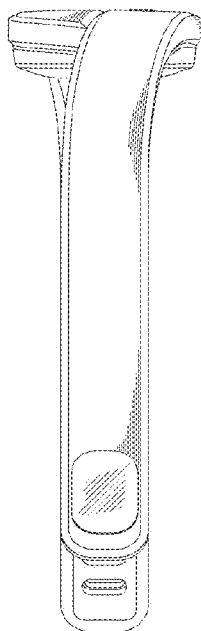


FIG. 4

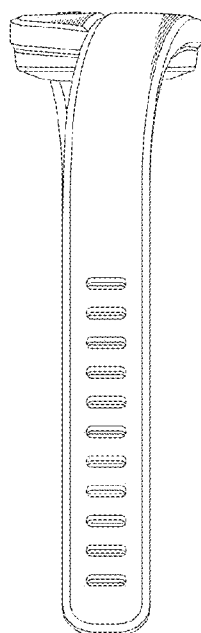


FIG. 5

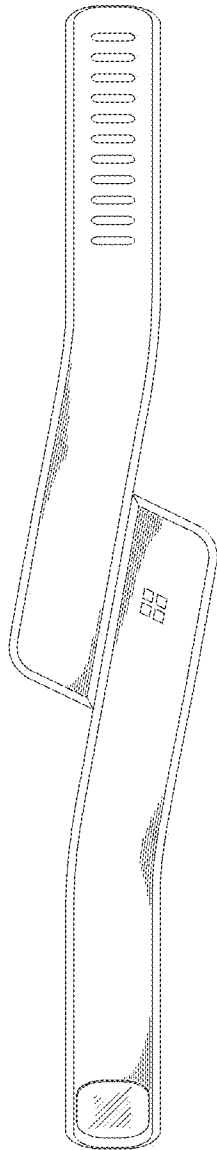


FIG. 6

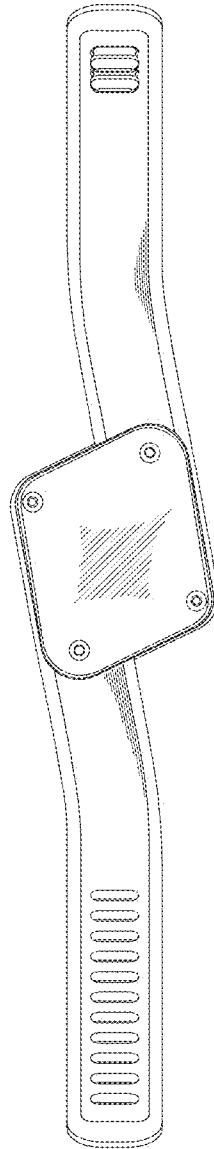


FIG. 7