

HENRY CLOSTERMAN.
Improvement in Bed-Lounges.

No. 127,741.

Patented June 11, 1872.

Fig. 1.

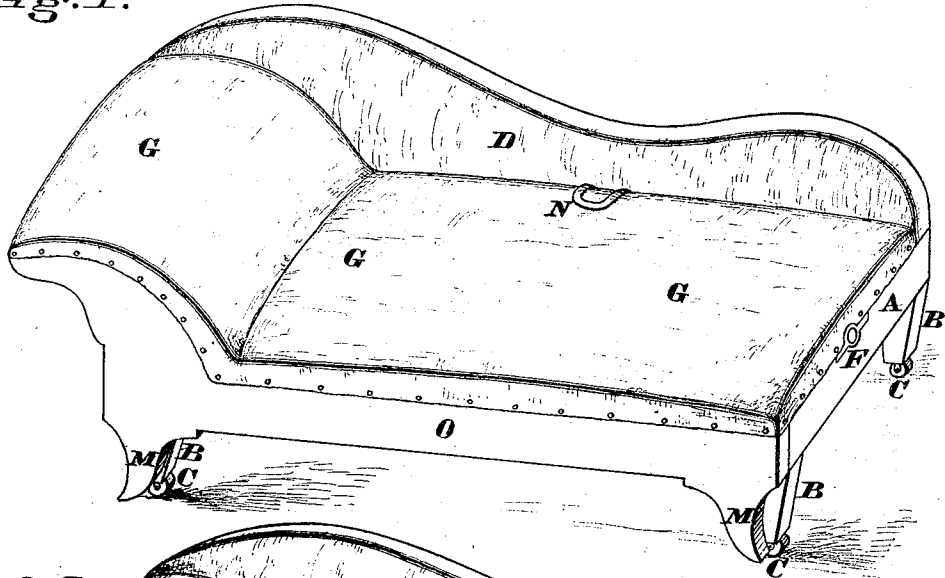


Fig. 2.

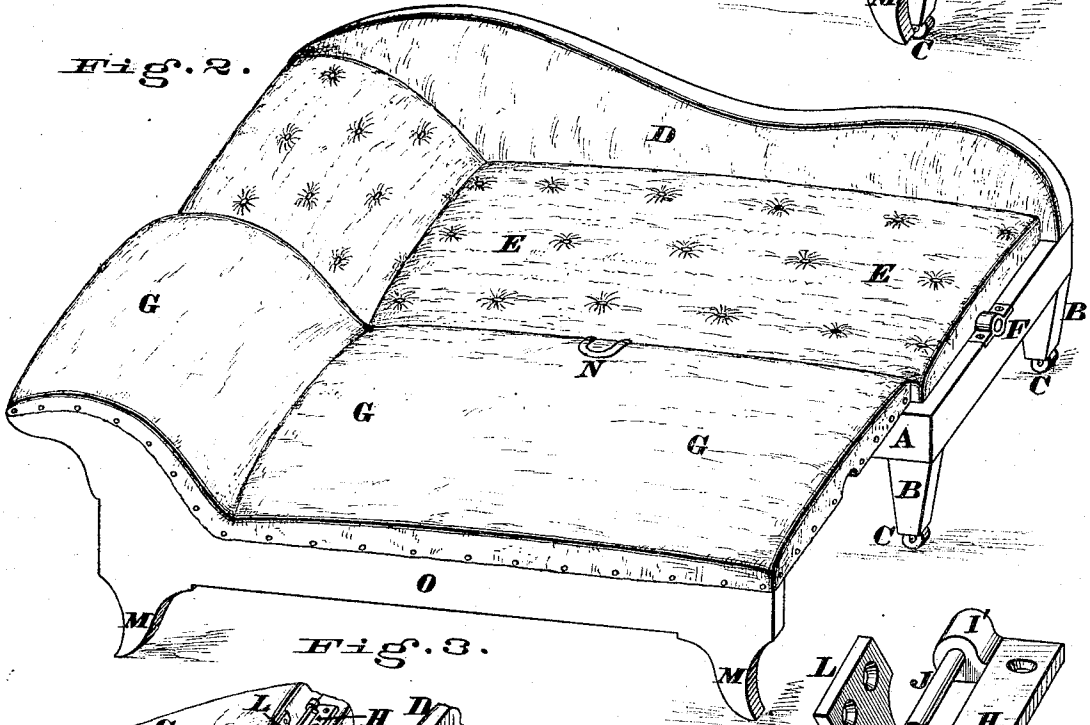


Fig. 3.

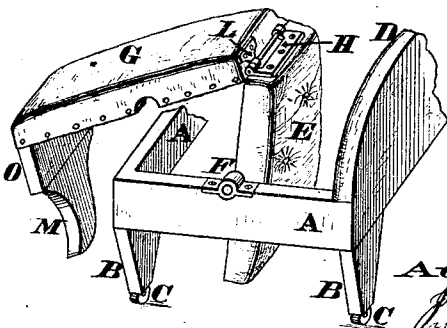
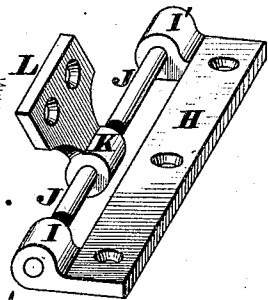


Fig. 4.



Attest.
Jas. H. Layman.
Walter Allen

H. Closterman
By Knight Bros.
Attys.

UNITED STATES PATENT OFFICE.

HENRY CLOSTERMAN, OF CINCINNATI, OHIO.

IMPROVEMENT IN BED-LOUNGES.

Specification forming part of Letters Patent No. 127,741, dated June 11, 1872.

Specification of a Bed-Lounge, invented by HENRY CLOSTERMAN, of Cincinnati, Hamilton county, Ohio.

General Description.

This is an improved construction of the bed-lounge patented to Francis H. Lamb on the 2d day of January, 1872, the shiftable mattress in my improvement being so hinged to the revolving one as to be capable of being shifted longitudinally, and whose legs, projecting rigidly, serve to support it in the open position without further manipulation and with perfect security.

Description of the Drawing.

Figure 1 is a perspective view of my improved bed-lounge in its condition as a lounge. Fig. 2 is a perspective view of the same when opened so as to form a bed. Fig. 3 represents a portion of my lounge in its partially-opened condition. Fig. 4 represents, on a larger scale, one of my sliding hinges.

The fixed or main frame A of the lounge is supported on legs or feet B, which may have wheels C or casters, and said frame is provided with the upholstered back D of the customary or any approved form. Pivoted to the frame A is a mattress, E, the pivots F being at the mid-width, and flush or nearly so with the upholstered side of the mattress, which, in the closed condition of the lounge, is the upper side. The outer mattress G, instead of being secured by common hinges to the inner mattress, is connected by hinges constructed as shown in Figs. 3 and 4, in which it will be seen that the leaf H, which is secured to the mattress E, has lugs I I' at its ends, within which is fastened a long pintle, J. Adapted to slide

along this pintle, and also to revolve about the same is an ear, K, that projects from a leaf, L, which is secured to the mattress G, which mattress is furnished at its outer corners with two legs or feet, M, that are attached rigidly to it. N is a strap or loop to facilitate opening of the lounge.

In the normal or closed condition of the lounge the two mattresses are folded back to back, and the frame O of the outer mattress conceals the front part of the main frame. To open my lounge, the operator grasps the loop N, and, by pulling the same, causes the outer mattress to fold outward and the lower mattress to half revolve on its pivots, and the rigid legs M in my arrangement find their place upon the floor without any special manipulation. My lounge having been thus unfolded, the outer mattress is brought into exact coincidence with the inner mattress by being shifted endwise, as already explained—a movement which I claim to constitute a useful novelty in this class of devices, and as here combined.

I claim as my invention—

1. The combination of the outer mattress G and inner semi-revolving mattress E, connected by sliding hinges, as and for the purpose set forth.

2. The rigid feet M, in combination with the outer unfolding mattress G, sliding hinge H I J K, and semi-revolving mattress E, substantially as described.

In testimony of which invention I hereunto set my hand.

HENRY CLOSTERMAN.

Attest:

GEO. H. KNIGHT,
JAMES H. LAYMAN.