



US00D341002S

United States Patent [19]

[11] Patent Number: **Des. 341,002**

Dingelstad

[45] Date of Patent: **** Nov. 2, 1993**

[54] **HAIR DRYER**

[75] Inventor: **Saskia H. P. M. Dingelstad, Breda, Netherlands**

[73] Assignee: **U.S. Philips Corporation, New York, N.Y.**

[**] Term: **14 Years**

[21] Appl. No.: **779,607**

[22] Filed: **Oct. 21, 1991**

[30] **Foreign Application Priority Data**

Jun. 10, 1991 [XH] Hague DM/019.844

[52] U.S. Cl. **D28/13**

[58] Field of Search D28/13-18;
34/96-101; 392/383, 384

[56] **References Cited**

U.S. PATENT DOCUMENTS

D. 138,044 6/1944 Preble, Jr. D28/13
D. 226,740 4/1973 Steinkamp D28/13

D. 231,573 4/1974 Ono et al. D28/16
3,284,611 11/1966 Laing 392/384
3,308,268 3/1967 Laing 392/384

FOREIGN PATENT DOCUMENTS

150252 11/1979 Japan 392/383

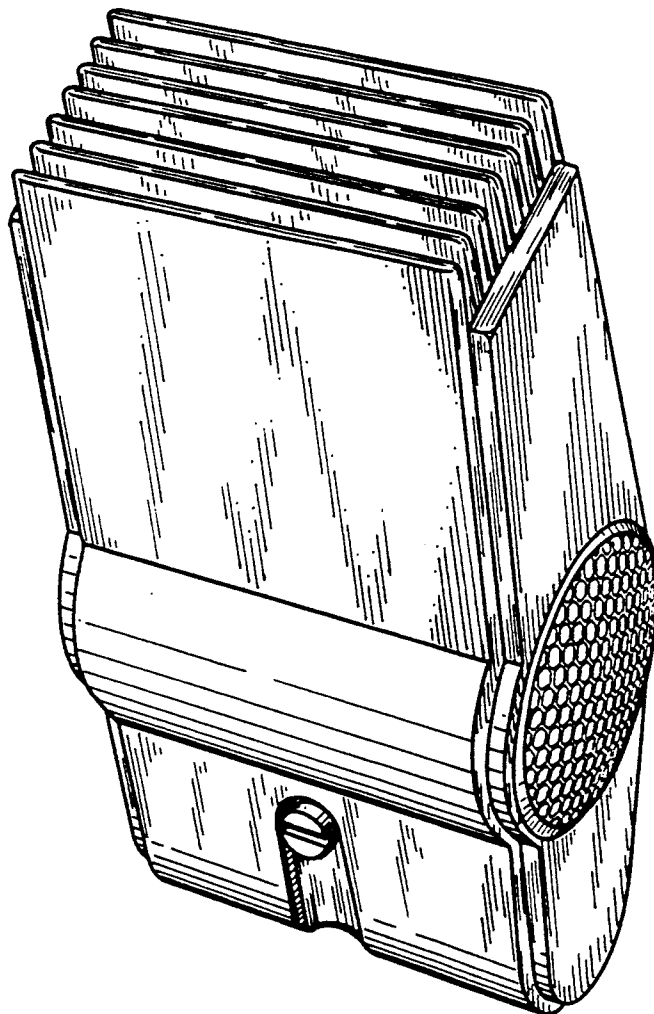
Primary Examiner—B. J. Bullock
Assistant Examiner—C. Tuttle
Attorney, Agent, or Firm—Jack E. Haken

[57] CLAIM

The ornamental design for an hair dryer, as shown.

DESCRIPTION

FIG. 1 is a front, top, right side perspective view showing our new design;
FIG. 2 is a front elevational view thereof;
FIG. 3 is a rear elevational view thereof;
FIG. 4 is a right side elevational view thereof;
FIG. 5 is a left side elevational view thereof;
FIG. 6 is a top plan view thereof; and,
FIG. 7 is a bottom plan view thereof.



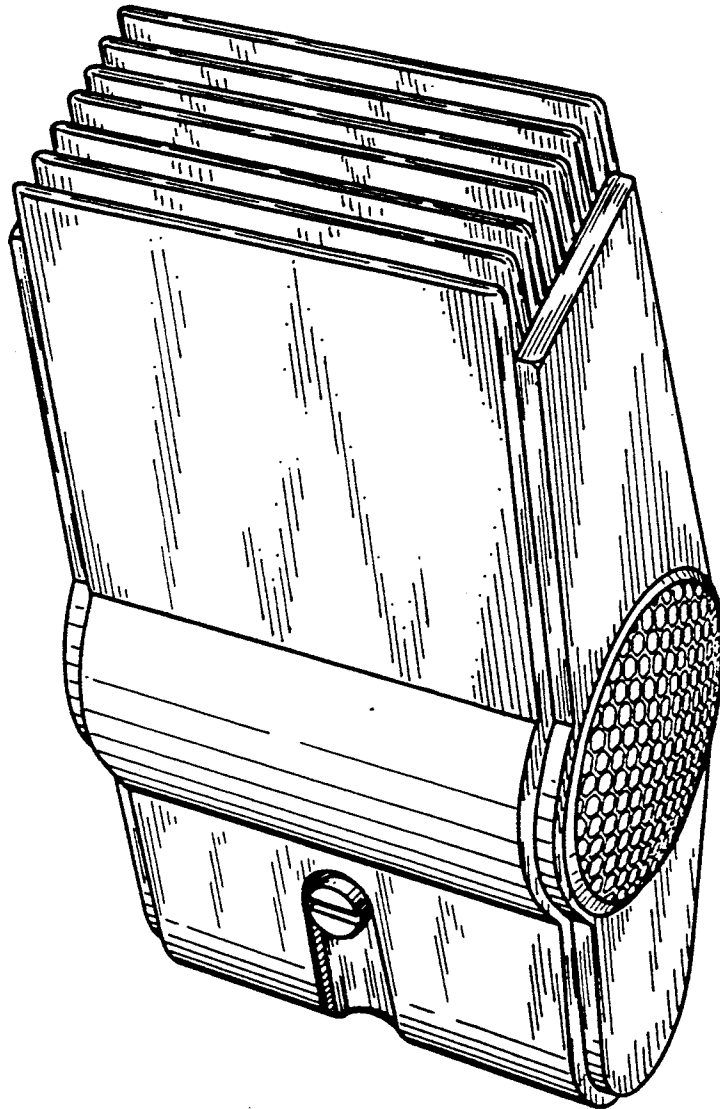


FIG.1

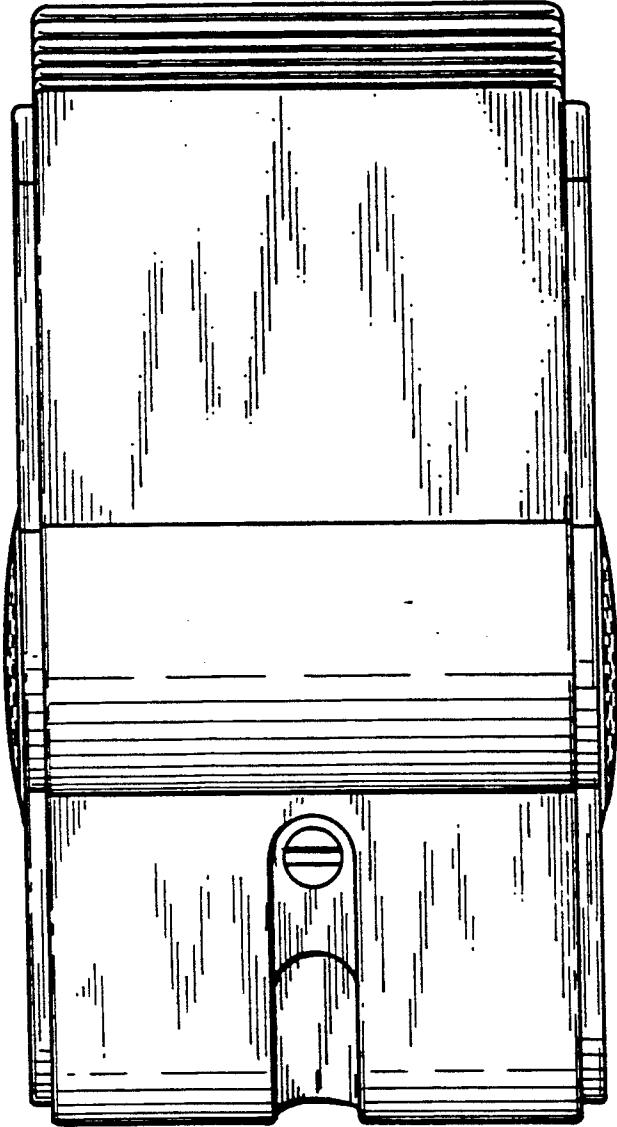


FIG.2




FIG. 3

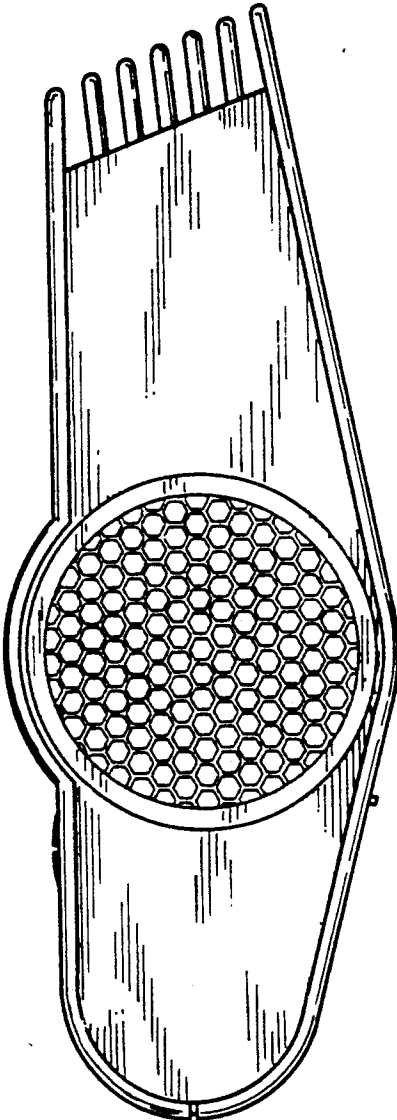


FIG. 4

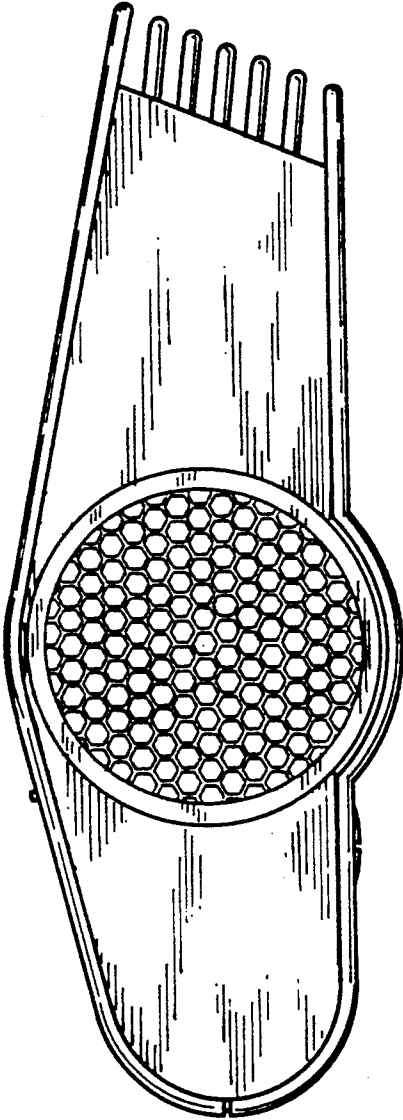


FIG. 5




FIG. 6




FIG. 7