



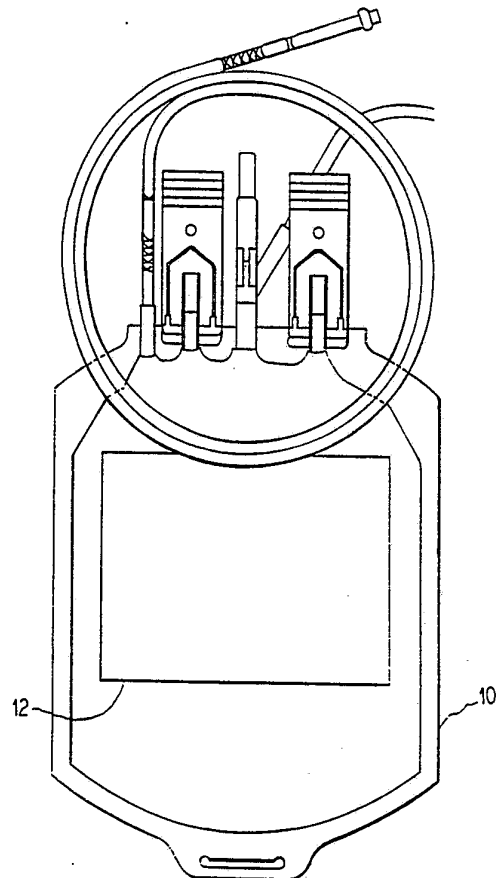
INTERNATIONAL APPLICATION PUBLISHED UNDER THE PATENT COOPERATION TREATY (PCT)

<p>(51) International Patent Classification ⁵ : B42D 15/10</p>	<p>A1</p>	<p>(11) International Publication Number: WO 93/17878 (43) International Publication Date: 16 September 1993 (16.09.93)</p>
<p>(21) International Application Number: PCT/US93/01172 (22) International Filing Date: 9 February 1993 (09.02.93) (30) Priority data: 07/847,165 5 March 1992 (05.03.92) US (71) Applicant: BAXTER INTERNATIONAL INC. [US/US]; One Baxter Parkway, Deerfield, IL 60015 (US). (72) Inventor: LEUENBERGER, Mark ; 5403 Virginia, Gurnee, IL 60031 (US). (74) Agents: PRICE, Bradford, R., L. et al.; One Baxter Parkway, Deerfield, IL 60015 (US).</p>		<p>(81) Designated States: CA, JP, European patent (AT, BE, CH, DE, DK, ES, FR, GB, GR, IE, IT, LU, MC, NL, PT, SE). Published <i>With international search report.</i></p>

(54) Title: BLOOD PACK LABELS

(57) Abstract

A label (12) for a blood pack (10) comprising a microporous plastic film including a matrix of interconnected pores for allowing gas to flow into and out of the blood pack (10) through a labeled area. The pores allow ink to be absorbed at least on an outer surface of the label (12) allowing the label (12) to be printed and/or written on. The labels of the present invention have breathability with respect to gas that is similar to paper. However, the label (12) is more durable than a paper label in that it can tolerate moisture, abrasion, temperature extremes, dimensional changes, and the like. Accordingly, the labels do not crack or wrinkle as easily as paper labels.



FOR THE PURPOSES OF INFORMATION ONLY

Codes used to identify States party to the PCT on the front pages of pamphlets publishing international applications under the PCT.

AT	Austria	FR	France	MR	Mauritania
AU	Australia	GA	Gabon	MW	Malawi
BB	Barbados	GB	United Kingdom	NL	Netherlands
BE	Belgium	GN	Guinea	NO	Norway
BF	Burkina Faso	GR	Greece	NZ	New Zealand
BG	Bulgaria	HU	Hungary	PL	Poland
BJ	Benin	IE	Ireland	PT	Portugal
BR	Brazil	IT	Italy	RO	Romania
CA	Canada	JP	Japan	RU	Russian Federation
CF	Central African Republic	KP	Democratic People's Republic of Korea	SD	Sudan
CG	Congo	KR	Republic of Korea	SE	Sweden
CH	Switzerland	KZ	Kazakhstan	SK	Slovak Republic
CI	Côte d'Ivoire	LJ	Liechtenstein	SN	Senegal
CM	Cameroon	LK	Sri Lanka	SU	Soviet Union
CS	Czechoslovakia	LU	Luxembourg	TD	Chad
CZ	Czech Republic	MC	Monaco	TG	Togo
DE	Germany	MG	Madagascar	UA	Ukraine
DK	Denmark	ML	Mali	US	United States of America
ES	Spain	MN	Mongolia	VN	Viet Nam
FI	Finland				

- 1 -

S P E C I F I C A T I O NTITLE

Blood Pack Labels

BACKGROUND OF THE INVENTION

5 The present invention relates to blood packs generally. More specifically, the present invention relates to labels for blood packs.

 It is known to house blood components in flexible plastic containers. These containers referred to as
10 either blood packs or blood bags can be used to receive a blood component, process the blood component, store the blood component, and assist in infusing the blood component into a recipient. Of course, it is necessary to provide some means for identifying certain information
15 on the blood pack, e.g., the type of storage solution, anticoagulant, or blood component, the collection date, manufacturer's product code and lot number, etc.

 To this end, it is known to provide labels for blood packs. Typically, these labels have heretofore comprised
20 a paper substrate that is secured to the container. These paper labels provide many characteristics that are necessary and/or desirable for a blood pack label.

 Blood packs must provide a container that allows gas transmission through the container in order to maintain
25 the viability of the cells to be housed therein. In this regard, it is necessary that the bag allow carbon dioxide to flow out of the blood pack and oxygen to flow therein. Paper provides a substrate that allows for a flow of gas through the labeled area of the blood pack; a paper label
30 does not decrease the effective area of the bag that allows gas transmission beyond acceptable limits.

 Paper also provides a surface that can be written or printed on. Thus, a paper label provides a substrate

- 2 -

that allows one to easily indicate necessary information on the blood pack. In this regard, the label typically will receive printed as well as handwritten information. It is also known to use bar codes on such labels.

5 Paper, however, does exhibit certain disadvantages when used as a label for a blood pack. Paper labels are not very durable to moisture, abrasion, temperature extreme, and are not elastic to allow for dimensional changes that occur to the blood pack. It is known to process the blood components stored within the blood packs by centrifuging the bag in addition to other processes. During such processes the labels can become wet and subjected to extreme temperatures. Paper labels can crack or wrinkle during such processes. The cracking or wrinkling of a label is especially detrimental to the use of bar codes on such labels. Unless a smooth uninterrupted surface is provided, the bar codes may be unreadable by a bar code reader. This forces manual entering of data into a computer thus increasing the chance for errors.

20 There are a number of other requirements that a blood pack label must meet. Some such requirements are set forth in the labeling requirements that have been instituted by the: American Blood Commission's Uniform Labeling Guidelines, 1985; or NBTS "Spec for Uniform Labeling of Blood and Blood Products."

25 It is also desirable that blood pack labels be easily applied to the blood pack. Such labels must also endure the typical manufacturing processing conditions that are typically utilized. In this regard, the bag and label must be sterilizable. Further, the labels must be able to withstand the processing conditions that the containers may be subjected to by the customer, for

example, centrifugation, liquid freezing, water bath thawing to name a few.

SUMMARY OF THE INVENTION

5 The present invention provides a label for a blood pack that provides the desirable characteristics of a paper label but not the disadvantages. The labels of the present invention have a permeability with respect to gas that is similar to paper. Additionally, the label will accept printing as easily as paper. However, the label is more durable than a paper label in that it can tolerate moisture, abrasion, temperature extremes, dimensional changes, and the like. Accordingly, the labels do not crack or wrinkle as easily as paper labels.

10 The present invention provides a label for a blood pack comprising a microporous plastic film including a matrix of interconnected pores for allowing gas to flow into and out of the blood pack through a labeled area. The pores allow ink to be absorbed at least on an outer surface of the label allowing the label to be printed and/or written on.

15 In an embodiment, the label includes either a pressure or heat sensitive adhesive on a bottom surface thereof for allowing the label to be secured to the blood pack.

20 In an embodiment, the label includes one or more bar codes printed thereon.

25 The present invention also provides a blood pack that includes a label that is constructed from a microporous plastic film including a matrix of interconnected pores for allowing gas to flow into and out of the blood pack through a labeled area. At least the pores located on an outer surface of the label are

30

- 4 -

so constructed and arranged to receive ink allowing the label to be written on.

In an embodiment, the label is secured to the blood pack by a pressure or heat sensitive adhesive.

5 The present invention also provides a method for labeling a blood pack comprising the steps of: applying a label comprising microporous plastic film to the blood pack; allowing gas to flow through pores in the label into and out of the blood bag; and writing on the label
10 by causing ink to be received within pores located on an outer surface of the label.

An advantage of the present invention is that the microporous surface of the label also allows other labels to be applied to the original bag labels such that their
15 adhesives utilize the porous surface of the first label to form permanent bonds.

Another advantage of plastic labels of the present invention is that the label does not contain some of the typical undesirable chemical constituents of paper, such
20 as formaldehyde.

Additional features and advantages of the present invention are described in, and will be apparent from, the detailed description of the presently preferred
embodiments and from the drawings.

25 BRIEF DESCRIPTION OF THE DRAWINGS

Figure 1 illustrates a blood pack including the label of the present invention.

Figure 2a is a photomicrograph of a surface magnification (3,000 times) of the labeling surface of
30 a current paper label.

Figure 2b is a photomicrograph of a surface magnification (3,000 times) of the labeling surface of an embodiment of a label of the present invention.

- 5 -

Figure 3a is a photomicrograph of a cross-sectional magnification (300 times) view of a current paper label including an adhesive layer.

5 Figure 3b is a photomicrograph of a magnification (300 times) of the labeling surface of the paper label of Figure 3a.

10 Figure 4a is a photomicrograph of a cross-sectional magnification (300 times) view of an embodiment of a label including an adhesive layer of the present invention.

Figure 4b is a magnification (300 times) of the labeling surface of the embodiment of the label of Figure 4a.

15 Figure 5 is a surface magnification (10,000 times) at higher magnification of an embodiment of the label of the present invention.

DETAILED DESCRIPTION

OF THE PRESENTLY PREFERRED EMBODIMENTS

20 The present invention provides an improved label for blood packs and the like. The label exhibits the desirable properties of paper labels, but does not also exhibit a number of disadvantages associated with paper, such as lack of durability.

25 The labels of the present invention provide gas transmission, permeability through the label, into and out of the blood pack, similar to a paper label. Further, the labels are as easily printed on, either by writing or a printing process, as a paper label. However, the labels of the present invention are more
30 durable with respect to moisture, abrasion, temperature extremes, and dimensional changes than are paper labels. Accordingly, the labels do not crack and wrinkle as easily as paper labels.

- 6 -

Figure 3a is a photomicrograph of a cross-sectional magnification (300 times) view of a current paper label including an adhesive layer.

5 Figure 3b is a photomicrograph of a magnification (300 times) of the labeling surface of the paper label of Figure 3a.

10 Figure 4a is a photomicrograph of a cross-sectional magnification (300 times) view of an embodiment of a label including an adhesive layer of the present invention.

Figure 4b is a magnification (300 times) of the labeling surface of the embodiment of the label of Figure 4a.

15 Figure 5 is a surface magnification (10,000 times) at higher magnification of an embodiment of the label of the present invention.

DETAILED DESCRIPTION

OF THE PRESENTLY PREFERRED EMBODIMENTS

20 The present invention provides an improved label for blood packs and the like. The label exhibits the desirable properties of paper labels, but does not also exhibit a number of disadvantages associated with paper, such as lack of durability.

25 The labels of the present invention provide gas transmission, permeability through the label, into and out of the blood pack, similar to a paper label. Further, the labels are as easily printed on, either by writing or a printing process, as a paper label. However, the labels of the present invention are more
30 durable with respect to moisture, abrasion, temperature extremes, and dimensional changes than are paper labels. Accordingly, the labels do not crack and wrinkle as easily as paper labels.

The labels of the present invention comprise a microporous plastic film. The microporous plastic film is constructed by processing methods that cause the material to consist of a matrix of interconnected
5 microsize pores that allow gases and vapors to flow freely therethrough. A number of processes can be used to create such a film including, but not limited to, stretching the film, radiation treatment of the film, and addition of film additives such as fillers that may or
10 may not be removed from the film during processing.

Referring now to Figure 1, a blood pack 10 including the blood label 12 of the present invention is illustrated. As illustrated, the blood pack 10 defines a container for receiving and storing a blood component.
15 The blood pack 10 is constructed from a plastic material, such as plasticized polyvinyl chloride. Such blood packs are available from Baxter Healthcare Corporation, Fenwal Division, Deerfield, Illinois.

The label 12 is secured to the blood pack 10 to allow one to identify the blood pack. To this end, as
20 illustrated, the label can be printed on, as well as include a bar code. It is also common practice to write on the label. The label 12 of the present invention allows one to easily identify the blood pack for
25 inventory purposes, to determine what is in the blood pack, expiration date, and the like.

The label 12 includes interconnected microsize pores that allow gases and vapors to flow freely through the blood pack 10 and label 12. In this regard, carbon
30 dioxide generated within the container will flow out of the blood pack 10 and oxygen necessary for the cell's viability will flow into the blood pack. The size of the pores and/or controlled coatings between the adhesive

layer and back side of the label can be varied to control the rate of gas exchange. As set forth in detail below, the labels 12 of the present invention provide sufficient gas permeability.

5 It has been found that the microporous label of the present invention meets the necessary and desirable requirements for a blood pack label. These requirements include being non-removable, in an intact state, from the pack, or not reapplicable, tamper evident, to another
10 bag once removed by the customer.

 Due to the microporous structure of the label, the label can easily be written on or printed on. To this end, the pores near the outer surface of the label will receive ink and therefore allow the label to be written
15 on or printed on, such as with a bar code. In this regard, the label will accept writing or ink stamping on its surface and will not smear five seconds after being printed on with a variety of means.

 The label when scanned with a bar code reader will
20 read accurately. An advantage of the label of the present invention over a paper label is that the label will not wrinkle or crack during processing conditions and accordingly, can be bar code read accurately by a standard bar code reader multiple times without
25 deterioration of read rates.

 The label is visually acceptable from an aesthetic standpoint and is not adversely effected by manufacturing and processing conditions, i.e., it will not wrinkle, crack, split, scuff, fade, etc., during processing
30 conditions.

 The label additionally complies with the American Blood Commission's "Uniform Labelling Guidelines" (1985 & Draft 1989).

The labels of the present invention can also be applied using currently available labeling equipment and methods with minimal modification. To this end, the label can either include a pressure or heat sensitive adhesive to be sealed to the blood pack.

The label is not adversely affected by processing conditions of manufacturing. These processing conditions include sterilization, such as: steam sterilization in plastic overwraps; steam pasteurization, in foil pouch; ozone pasteurization; Eto sterilization; and Gamma or E-Beam sterilization.

The labels of the present invention are not adversely affected by warehouse/shipping conditions during useful shelf life of finished product (i.e., 30-36 months) or raw label materials before application (i.e., 2 years).

An example of a microporous label material that can be used in the present invention includes Teslin, a microporous polyolefin film manufactured by PPG Industries.

Microporous labels of the present invention were tested per ASTM #D3985 for material gas permeability.

BAG AND LABEL MATERIAL GAS PERMEABILITY

UNITS = (CC/1001N²/24 HOURS)*

Label Materials	Bag Materials							
	Plasticized PVC		Plasticized PVC		Polyolefin		Plasticized PVC	
	O ₂ *	CO ₂ *	O ₂ *	CO ₂ *	O ₂ *	CO ₂ *	O ₂ *	CO ₂ *
<u>Paper Labels</u>								
1	23	132	18	186	-	-	34	537
2	-	-	-	-	91	426	-	-
3	-	-	-	-	123	616	-	-

Microporous
Labels

4	27	220	54	703	-	-	56	506
5	24	204	59	285	222	667	52	383
5 6	26	209	49	285	101	682	72	660
7	27	185	56	318	114	765	60	572

Tested per ASTM #D3985 for O₂

Through Label Material and Bag Material Combined
(Modified for CO₂ by Using Infrared Detector)

- 10 1. Paper Label available from DRG, Madison, Wisconsin under the designation Newton Falls paper with heat activated adhesive.
2. Paper label available from Modern Press, Sioux Falls, South Dakota, under the designation Champion Kromekote paper with pressure sensitive adhesive.
- 15 3. Paper label available from Modern Press, Sioux Falls, South Dakota, under the designation Champion Kromekote paper with pressure sensitive adhesive.
4. Microporous Film Label from 3M with pressure sensitive adhesive.
5. Microporous Film Label from 3M with pressure sensitive adhesive.
- 20 6. Microporous Film Label from Avery Label, Azusa, California with pressure sensitive adhesive.
7. Microporous Film Label from Avery Label, Azusa, California with pressure sensitive adhesive.

25 Referring now to Figures 2-5, electron microscopy photographs at different magnifications for currently used paper labels and labels of the present invention are illustrated. The label of the present invention illustrated in the photos (Figures 2b, 4a, 4b, and 5) are made with Teslin from PPG Industries. The

30 microphotographs are consistent with the test results set forth above demonstrating porosity at least as good as the porosity of paper labels.

- 11 -

5 It should be understood that various changes and modifications to the presently preferred embodiments described herein will be apparent to those skilled in the art. Such changes and modifications can be made without departing from the spirit and scope of the present invention and without diminishing its attendant advantages. It is therefore intended that such changes and modifications be covered by the appended claims.

I CLAIM:

1. A label for a blood pack comprising:
a microporous plastic film including a matrix of interconnected pores for allowing gas to flow into and out of the blood pack through a labeled area.
2. The label of Claim 1 wherein the pores allow ink to be absorbed at least on an outer surface of the label allowing the label to be written on.
3. The label of Claim 1 wherein the label includes a pressure sensitive adhesive on a bottom surface for allowing the label to be secured to the blood pack.
4. The label of Claim 1 wherein the label includes a heat sensitive adhesive on a bottom surface for allowing the label to be secured to the blood pack.
5. The label of Claim 1 wherein the label includes a bar code printed thereon.
6. A blood pack including a label wherein the label is constructed from a microporous plastic film including a matrix of interconnected pores for allowing gas to flow into and out of the blood pack through a labeled area, at least pores located on an outer surface of the label being so constructed and arranged to receive ink allowing the label to be written on.
7. The blood pack of Claim 6 wherein the label is secured to the blood pack by a pressure sensitive material.
8. The blood pack of Claim 6 wherein the label is heat sealed to the blood pack.
9. The blood pack of Claim 6 wherein the label includes a bar code printed thereon.
10. A method for labeling a blood pack comprising the steps of:

applying a label comprising microporous plastic film to the blood pack;

allowing gas to flow through pores in the label into and out of the blood pack; and

5 writing on the label by causing ink to be received within pores located on an outer surface of the label.

11. The method of Claim 10 including the step of sealing the label to the blood pack by using a heat sensitive adhesive.

10 12. The method of Claim 10 including the step of sealing the label to the blood pack by using a pressure sensitive adhesive.

13. The method of Claim 10 including the step of placing a bar code on the label.

15 14. The method of Claim 10 including the step of applying a second label over the label by applying an adhesive to the outer surface of the label and causing a portion of the adhesive to be received by the pores located on the outer surface of the label.

20

1/5

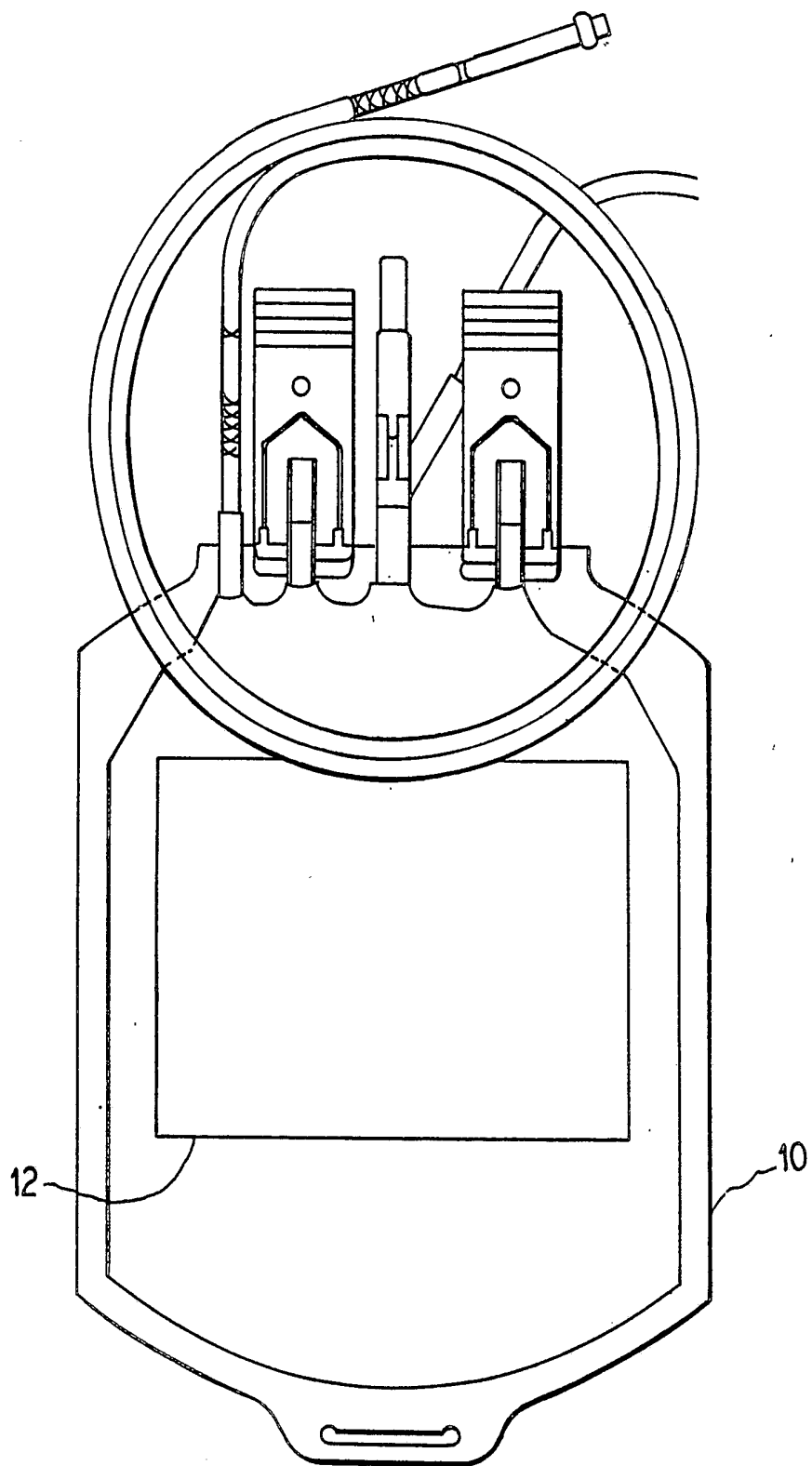


FIG. 1

SUBSTITUTE SHEET

2/5

FIG. 2a





FIG. 2b



3/5

FIG. 3a





FIG. 3b



4/5

FIG. 4a




FIG. 4b





FIG. 5



INTERNATIONAL SEARCH REPORT

PCT/US93/01172

A. CLASSIFICATION OF SUBJECT MATTER

IPC(5) :B42D 15/10
US CL :283/081

According to International Patent Classification (IPC) or to both national classification and IPC

B. FIELDS SEARCHED

Minimum documentation searched (classification system followed by classification symbols)

U.S. : 283/081

Documentation searched other than minimum documentation to the extent that such documents are included in the fields searched

Electronic data base consulted during the international search (name of data base and, where practicable, search terms used)

C. DOCUMENTS CONSIDERED TO BE RELEVANT

Category*	Citation of document, with indication, where appropriate, of the relevant passages	Relevant to claim No.
X	US,A, 4,880,425 (Kuhlemann et al.) 14 November 1989 Note Col. 3, lines 20-30 and Col. 5, lines 35-45.	1-14

Further documents are listed in the continuation of Box C. See patent family annex.

* Special categories of cited documents:	*T* later document published after the international filing date or priority date and not in conflict with the application but cited to understand the principle or theory underlying the invention
A document defining the general state of the art which is not considered to be part of particular relevance	*X* document of particular relevance; the claimed invention cannot be considered novel or cannot be considered to involve an inventive step when the document is taken alone
E earlier document published on or after the international filing date	*Y* document of particular relevance; the claimed invention cannot be considered to involve an inventive step when the document is combined with one or more other such documents, such combination being obvious to a person skilled in the art
L document which may throw doubts on priority claim(s) or which is cited to establish the publication date of another citation or other special reason (as specified)	*&* document member of the same patent family
O document referring to an oral disclosure, use, exhibition or other means	
P document published prior to the international filing date but later than the priority date claimed	

Date of the actual completion of the international search 12 APRIL 1993	Date of mailing of the international search report 17 MAY 1993
--	---

Name and mailing address of the ISA/US Commissioner of Patents and Trademarks Box PCT Washington, D.C. 20231 Facsimile No. NOT APPLICABLE	Authorized officer PAUL A. BELL Telephone No. (703) 308-1148
---	--