

Samuel F. Pratt's Design for a Table for a Sewing Machine.

Patented Feb. 16. 1858.

N^o 989.

Fig. 2.




Fig. 3.



Fig. 4.





Fig. 1.



Dec. 989

S. F. Pratt, of Roxbury, Mass:
Letters Patent No. 989- Dated Feby. 16. 1858.

~~~~~

The schedule referred to in these Letters Patent and making part of the same.

~~~~~

To all Persons to whom these Presents shall come

Be it known that I, Samuel F.

-Pratt, of Roxbury, in the County of Norfolk, and State of Massachusetts, have invented or produced a new and ornamental design for a stand or table for a sewing machine: and I do hereby declare that the same is fully described and represented in the following specification and the accompanying drawings, of which Figure 1. denotes a perspective view of such stand or table with its treadle.

Figure 2. is a plan of its top.

Figure 3. is a perspective view of the tripod and the treadle.

Figure 4. a perspective view of the column.

The table is composed of three principal parts, the top, the stand and the tripod which in the drawings are respectively denoted by the letters A. B. & C. In the ornamentation or design of these parts my invention is to be found. The foot treadle shown at D. is also unique in its form and ornamentation, the character of the ornaments and general form of the stand or table being shown by the aforesaid drawings or views with sufficient accuracy to enable a skillful pattern maker to understand such.

I do not embrace in the design of the column or stand shown in Figure 4. the unornamented upper part or bracket which serves to give direct support to the top, the ornamentation of the column terminating below the bracket as shown in such Figure.

What I claim is the peculiar ornamental design or configuration of each and all the parts of the table as exhibited in the accompanying drawings and as above explained.

Witnesses.

R. A. Eddy
T. P. Hale Jr.

S. F. Pratt.

1100

Expd
S. M. 6