



(86) Date de dépôt PCT/PCT Filing Date: 1999/12/11
(87) Date publication PCT/PCT Publication Date: 2000/06/22
(85) Entrée phase nationale/National Entry: 2001/06/08
(86) N° demande PCT/PCT Application No.: EP 99/09806
(87) N° publication PCT/PCT Publication No.: WO 00/35921
(30) Priorité/Priority: 1998/12/17 (60/112,653) US

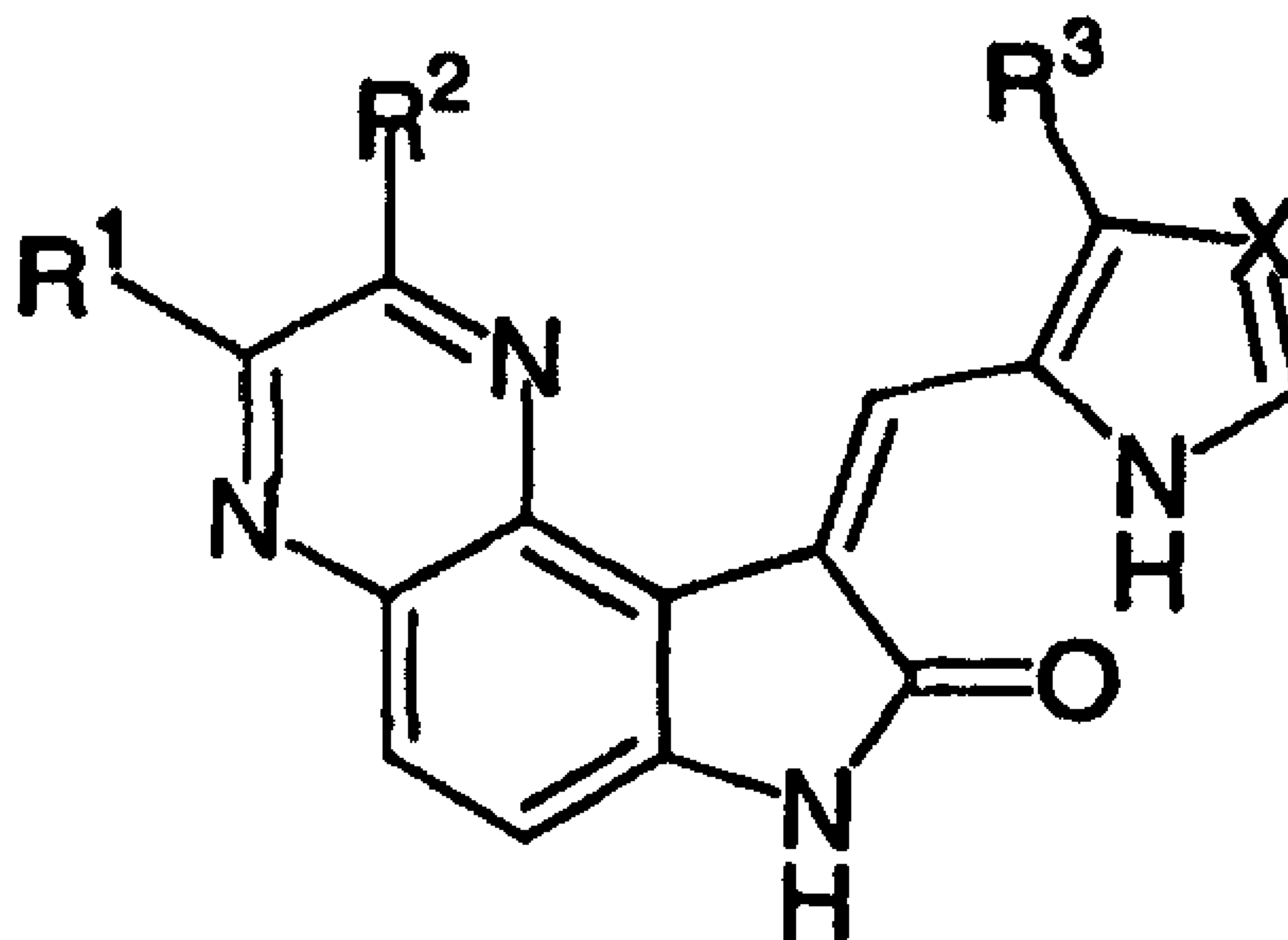
(51) Cl.Int.⁷/Int.Cl.⁷ C07D 487/04, A61K 31/50, A61K 31/41,
A61P 29/00, C07D 241/00, C07D 233/00

(71) Demandeur/Applicant:
F. HOFFMANN-LAROCHE AG, CH

(72) Inventeurs/Inventors:
MICHOD, CHRISTOPHE, US;
LUK, KIN-CHUN, US

(74) Agent: GOWLING LAFLEUR HENDERSON LLP

(54) Titre : 4,5-PYRAZINOXINDOLES COMME INHIBITEURS DE PROTEINE KINASE
(54) Title: 4,5-PYRAZINOXINDOLES AS PROTEIN KINASE INHIBITORS



(I)

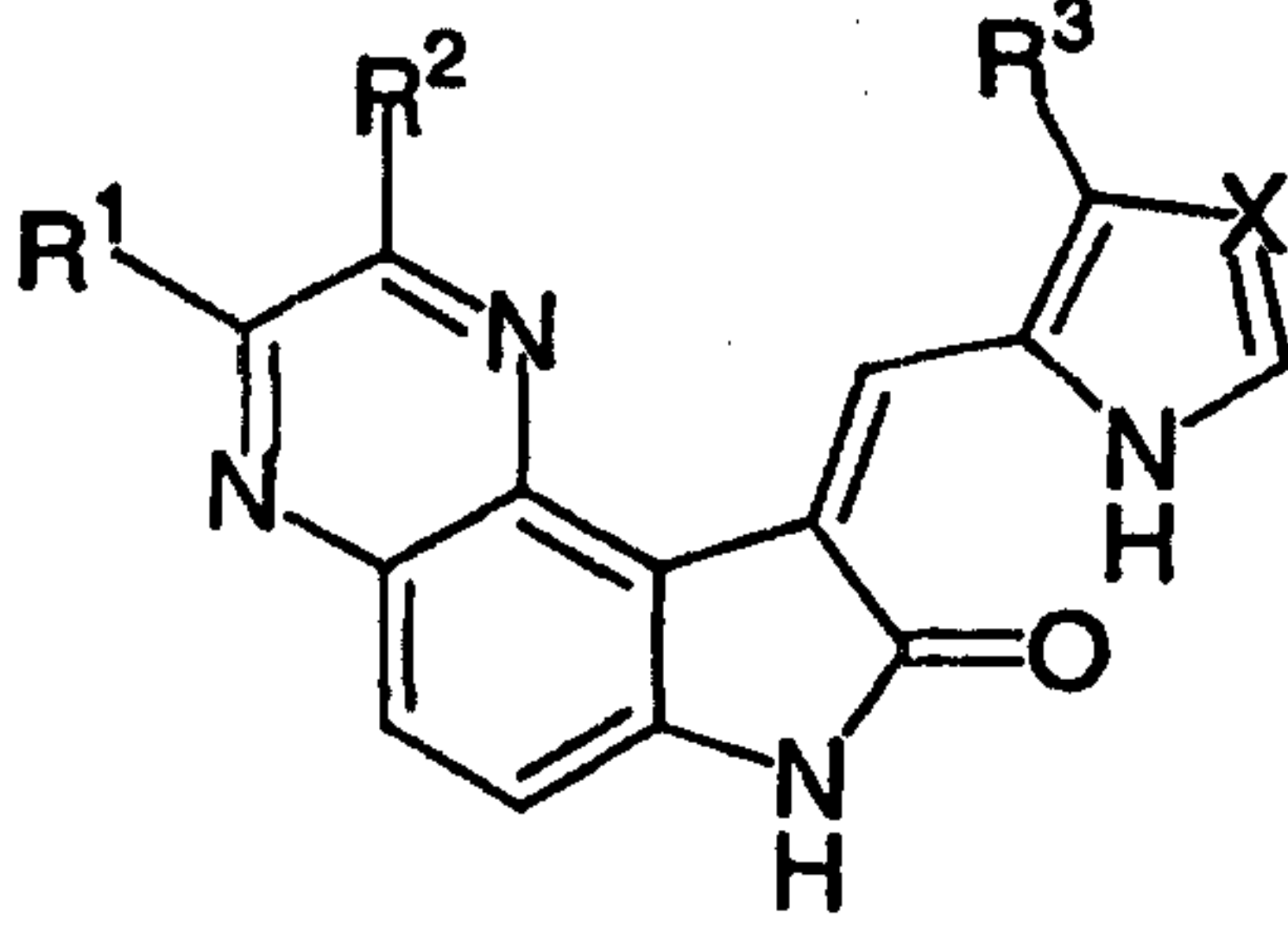
(57) Abrégé/Abstract:

4,5-pyrazinoxindoles having formula (I), inhibit or modulate protein kinases, in particular JNK protein kinases and are useful as anti-inflammatory agents, particularly in the treatment of rheumatoid arthritis.



**PCT**WORLD INTELLECTUAL PROPERTY ORGANIZATION
International Bureau

INTERNATIONAL APPLICATION PUBLISHED UNDER THE PATENT COOPERATION TREATY (PCT)

(51) International Patent Classification ⁷ : C07D 487/04, A61K 31/50, 31/41, A61P 29/00 // (C07D 487/04, 233:00, 241:00)	A1	(11) International Publication Number: WO 00/35921 (43) International Publication Date: 22 June 2000 (22.06.00)
(21) International Application Number: PCT/EP99/09806 (22) International Filing Date: 11 December 1999 (11.12.99) (30) Priority Data: 60/112,653 17 December 1998 (17.12.98) US (71) Applicant: F. HOFFMANN-LA ROCHE AG [CH/CH]; 124 Grenzacherstrasse, CH-4070 Basle (CH). (72) Inventors: LUK, Kin-Chun; 66 Evergreen Drive, North Caldwell, NJ 07006-4622 (US). MICHOU, Christophe; Apartment 2A, 411 East 87th Street, New York, NY 10128 (US). (74) Agent: LOESCHNER, Thomas; 124 Grenzacherstrasse, CH-4070 Basle (CH).		(81) Designated States: AE, AL, AM, AT, AU, AZ, BA, BB, BG, BR, BY, CA, CH, CN, CU, CZ, DE, DK, EE, ES, FI, GB, GD, GE, GH, GM, HR, HU, ID, IL, IN, IS, JP, KE, KG, KP, KR, KZ, LC, LK, LR, LS, LT, LU, LV, MA, MD, MG, MK, MN, MW, MX, NO, NZ, PL, PT, RO, RU, SD, SE, SG, SI, SK, SL, TJ, TM, TR, TT, UA, UG, UZ, VN, YU, ZA, ZW, ARIPO patent (GH, GM, KE, LS, MW, SD, SL, SZ, TZ, UG, ZW), Eurasian patent (AM, AZ, BY, KG, KZ, MD, RU, TJ, TM), European patent (AT, BE, CH, CY, DE, DK, ES, FI, FR, GB, GR, IE, IT, LU, MC, NL, PT, SE), OAPI patent (BF, BJ, CF, CG, CI, CM, GA, GN, GW, ML, MR, NE, SN, TD, TG). Published <i>With international search report.</i> <i>Before the expiration of the time limit for amending the claims and to be republished in the event of the receipt of amendments.</i>
(54) Title: 4,5-PYRAZINOXINDOLES AS PROTEIN KINASE INHIBITORS <div style="text-align: center;">  </div> (57) Abstract <p>4,5-pyrazinoxindoles having formula (I), inhibit or modulate protein kinases, in particular JNK protein kinases and are useful as anti-inflammatory agents, particularly in the treatment of rheumatoid arthritis.</p>		

4,5-PYRAZINOXINDOLES AS PROTEIN KINASE INHIBITORS

5 Protein kinases are a class of proteins that regulate a variety of cellular functions. This is accomplished by the phosphorylation of specific amino acids on protein substrates resulting in conformational alteration of the substrate protein. The conformational change modulates the activity of the substrate or its ability to interact with other binding partners. The enzyme activity of the protein kinase refers to the rate at which the kinase adds
10 phosphate groups to a substrate. It can be measured, for example, by determining the amount of a substrate that is converted to a product as a function of time. Phosphorylation of a substrate occurs at the active-site of a protein kinase.

The JNK (Jun N-terminal kinase) protein kinases (also know as "stress-activated
15 protein kinases" or "SAPK") are members of the mitogen-activated protein (MAP) kinases. See, e.g., S. Gupta et al., EMBO J., vol. 15 no. 11 (1996) pp. 2760-2770; and Yang et al., Nature, vol. 289 (23 October 1997) pp. 865-870. At least ten JNK isoforms are currently known. See, Gupta, *id.* As its name indicates, one of the substrates for JNK is c-Jun. JNK phosphorylates the NH₂-terminal activation domain of c-Jun on Ser63 and Ser73, causing
20 increased c-Jun transcriptional activity. See Gupta, *id.* In turn, c-Jun is an AP-1 transcription factor that mediates immediate-early gene expression. See, e.g., A. Minden et al., Biochimica et Biophysica Acta 1333 (1997) F85-F104; and A. Karin, Biochimica et Biophysica Acta, vol. 172 (1991) pp. 129-157.

25 The JNK protein kinase is markedly activated in response to treatment of cells with pro-inflammatory cytokines or exposure to environmental stress. JNK thus mediates the effect of extracellular stimuli on c-Jun. See Gupta, *supra*; and Minden, *supra*. Accordingly, JNK is a physiological regulator of AP-1 transcriptional activity. Thus, inhibition of JNK activity will inhibit AP-1-dependent transcription of inflammatory and immune mediators
30 which are implicated in pathological proliferative conditions, for example inflammatory diseases and neuro-degenerative diseases, in particular, rheumatoid arthritis. See, eg. Swantek et al., Molecular and Cellular Biology, vol. 17 (1997) pp. 6274-6282; Maroney et al., J. Neuroscience, vol. 18 (1 Jan. 1998) pp. 104-111; and Minden, *supra*, at F92.

35 The rat homologue of JNK is also called SAPK (stress-activated protein kinase). SAPK isoforms share significant (>90%) sequence identity with the corresponding JNK isoforms [*compare* Kyriakis et al., Nature, Vol. 369 (12 May 1994) pp. 156-160 and Gupta

et al., *supra*]. Both JNK and SAPK are capable of phosphorylation of the cJun substrate and thus have very similar enzyme activity. JNK and SAPK are part of a protein kinase cascade that is activated by various extracellular stimuli. See e.g. Minden *supra*; and Kyriakis et al., BioEssays Vol. 18 (1996) pp. 567-577. JNK and SAPK each can be activated by
5 phosphorylation on specific threonine and tyrosine residues by dual specificity MAP kinase kinases such as MKK4, SEK-1, or MKK7. See Kyriakis et al., *supra*; and Tournier et al., Proceedings of the National Academy of Sciences USA Vol. 94 (July 1997), pp. 7337-7342). The dual specificity MAP kinase kinases can be activated by phosphorylation on serine and/or threonine residues by MAP kinase kinases such as MEKK-1. Thus, measurement of
10 JNK or SAPK enzyme activity may be enhanced by activation by the upstream or preceding kinases. Moreover, measurement of SAPK inhibition is closely correlated with JNK inhibition.

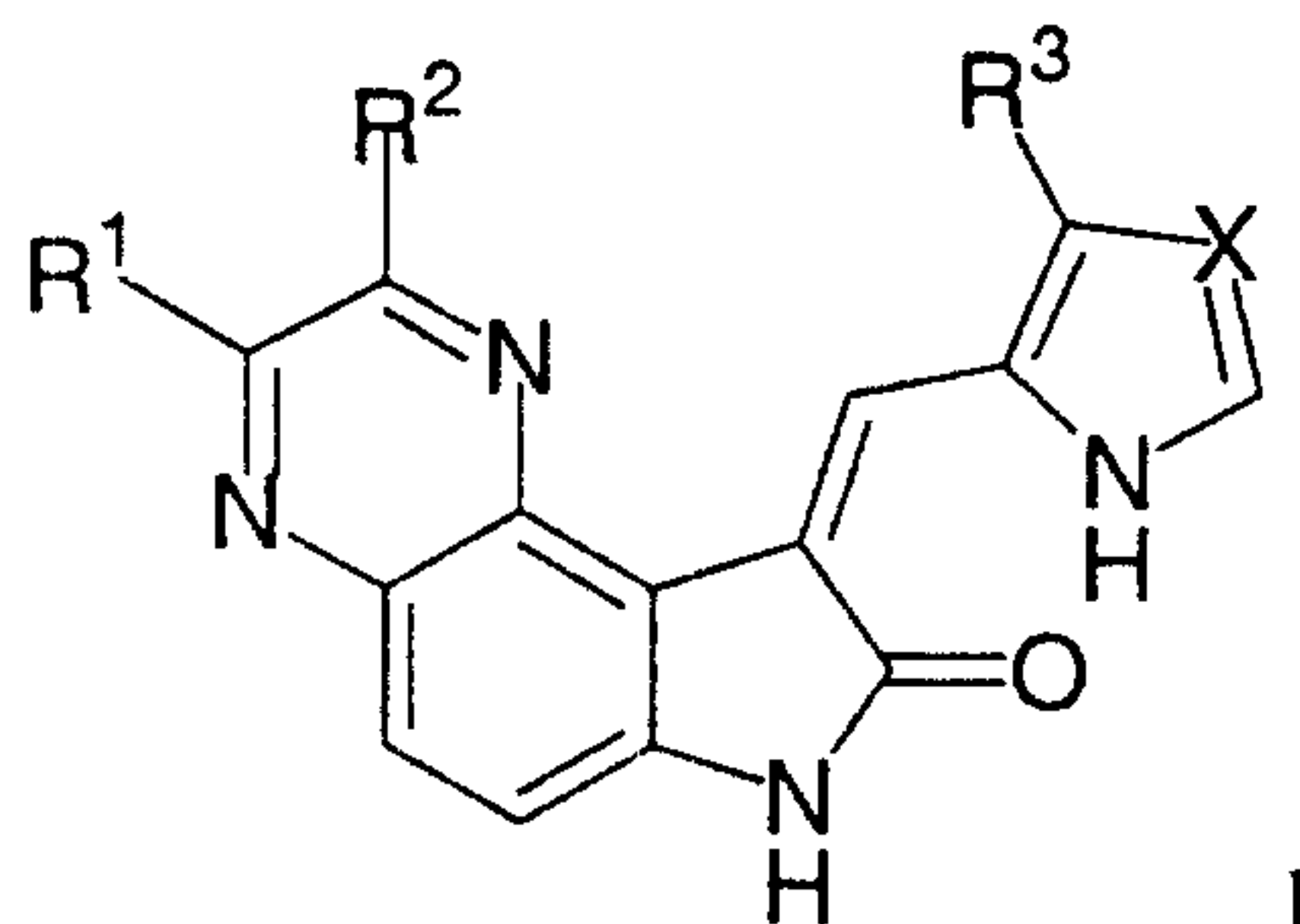
Inhibitors of protein kinase catalytic activity are known in the art. See WO
15 98/24432 (indoline compounds that inhibit FLK protein kinase); WO 97/45409 (substituted tetralylmethyle-oxindole analogues that inhibit tyrosine kinase). In particular, small molecule inhibitors typically block the binding of substrates by tightly interacting with the protein kinase ATP binding site (or "active site"). See WO 98/24432. It is desirable to identify small-molecule compounds that may be readily synthesized and
20 are effective in inhibiting the catalytic activity of protein kinases, in particular of the JNK protein kinases.

Indolinone (also known as oxindole) compounds asserted to be useful in the regulating abnormal cell proliferation through tyrosine kinase inhibition are disclosed for
25 example in WO 96/40116, WO 98/07695, WO 95/01349, WO 96/32380, WO 96/22976, WO 96/16964 and WO 98/50356 (2-indolinone derivatives as modulators of protein kinase activity); Mohammadi et. al, Science, Vol. 276, 9 May 1997, pp. 955-960. Oxindole derivatives have also been described for various other therapeutic uses: 5,206,261 (improvement of cerebral function); WO 92/07830 (peptide antagonists); EP 580 502 A1
30 (antioxidants).

There continues to be a need for easily synthesized, small molecule compounds effective in inhibiting JNK protein kinase and thus useful in the treatment or control of pathological proliferative conditions, for example inflammatory diseases and neuro-
35 degenerative diseases, in particular, rheumatoid arthritis. It is thus an object of this invention to provide such compounds and compositions containing such compounds.

The present invention relates to 4,5-pyrazinoxindoles capable of inhibiting the activity of one or more JNK protein kinases. Such compounds are useful for the treatment of inflammatory diseases and neuro-degenerative diseases. In particular, the compounds of the present invention are especially useful in the treatment or control of rheumatoid arthritis.

The compounds of the present invention are 4,5-pyrazinoxindoles having the following formula:



and the pharmaceutically acceptable salts thereof; wherein

R^1 and R^2 are independently selected from the group consisting of

hydrogen,

$-OR^4$,

$-COR^4$,

$-COOR^4$,

$-CONR^5R^6$,

$-NR^5R^6$,

lower alkyl which may be substituted by a member of the group (a)

consisting of $-OR^4$, $-NR^5R^6$, halogen, $-COR^4$, $-COOR^4$, $-OCOR^4$, $-CONR^5R^6$, $-CN$, $-SO_2R^4$,

$-SO_2NR^5R^6$; or by cycloalkyl, heterocycle, aryl, and heteroaryl, wherein the cycloalkyl and heterocycle each may be substituted by the group R^{11} and the aryl and heteroaryl each may be substituted by the group R^{12} ,

cycloalkyl which may be substituted by a member of the group (a) as

defined earlier, or by lower alkyl, heterocycle, aryl, and heteroaryl, wherein the lower alkyl

and heterocycle each may be substituted by the group R^{11} and the aryl and heteroaryl each may be substituted by the group R^{12} ,

heterocycle which may be substituted by a member of the group (a) as defined earlier, or by lower alkyl, cycloalkyl, aryl, and heteroaryl, wherein the lower alkyl and cycloalkyl each may be substituted by the group R^{11} and the aryl and heteroaryl each may be optionally substituted by the group R^{12} ,

5 aryl which may be substituted by a member of the group (b) consisting of -OR⁴, -NR⁵R⁶, halogen, -NO₂, perfluoroalkyl, -COR⁴, -COOR⁴, -OCOR⁴, -CONR⁵R⁶, -CN, -SO₂R⁴, -SO₂NR⁵R⁶; or by lower alkyl, cycloalkyl, heterocycle, aryl, and heteroaryl, and wherein the lower alkyl, cycloalkyl and heterocycle each may be substituted by the group R^{11} and the aryl and heteroaryl each may be substituted by the group R^{12} ,

10 heteroaryl which may be substituted by a member of the group (b) as defined earlier, or by lower alkyl, cycloalkyl, heterocycle, aryl, and heteroaryl and wherein the lower alkyl, cycloalkyl and heterocycle each may be optionally substituted by the group R^{11} and the aryl and heteroaryl each may be substituted by the group R^{12} , or alternatively,

15 R^1 and R^2 can form a ring having 5-7 atoms, said ring optionally including one or more heteroatoms and being optionally substituted by a member of the group consisting of -OR⁸, -COR⁷, -COOR⁷, -OCOR⁴, -CONR⁷R⁹, -NR⁸R⁹, or lower alkyl which may be substituted by the group R^{11} ;

20 R^3 is hydrogen, -OR⁴, -COR⁴, -COOR⁴, -OCOR⁴, -CONR⁵R⁶, halogen, -CN, perfluoroalkyl -NR⁵R⁶, or lower alkyl which may be substituted by -OR⁴, -OCOR⁴, or -NR⁵R⁶;

R^4 is hydrogen,

25 lower alkyl which may be substituted by a member of the group (c) consisting of -OR⁸, -COOR⁷, -COR⁷, -CONR⁵R⁶, -NR⁵R⁶, -SO₂R⁷, -SO₂NR⁵R⁶; or by cycloalkyl, heterocycle, aryl, and heteroaryl, and wherein the cycloalkyl and heterocycle each may be substituted by the group R^{11} and the aryl and heteroaryl each may be substituted by the group R^{12} ,

30 cycloalkyl which may be substituted by a member of the group (c) as defined earlier, or by lower alkyl, heterocycle, aryl, and heteroaryl, and wherein the lower alkyl and heterocycle each may be substituted by the group R^{11} and the aryl and heteroaryl each may be substituted by the group R^{12} ,

heterocycle which may be substituted by a member of the group (c) as
35 defined earlier, or by cycloalkyl, lower alkyl, aryl, and heteroaryl, and wherein the

cycloalkyl and lower alkyl each may be substituted by the group R^{11} and the aryl and heteroaryl each may be substituted by the group R^{12} ,

aryl which may be substituted by a member of the group (d) consisting of -
 OR^8 , $-COOR^7$, $-COR^7$, $-CONR^5R^6$, $-NR^5R^6$, $-NO_2$, halogen, perfluoroalkyl, SO_2R^7 , -
 5 $SO_2NR^5R^6$; or by lower alkyl, cycloalkyl, heterocycle, aryl, and heteroaryl, and wherein the
 lower alkyl, cycloalkyl and heterocycle each may be substituted by the group R^{11} and the
 aryl and heteroaryl each may be substituted by the group R^{12} , and

heteroaryl which may be substituted by a member of the group (d) as
 defined earlier, or by cycloalkyl, lower alkyl, heterocycle, aryl, and heteroaryl, and wherein
 10 the lower alkyl, cycloalkyl and heterocycle each may be substituted by the group R^{11} and the
 aryl and heteroaryl each may be substituted by the group R^{12} ;

R^5 and R^6 are each independently

hydrogen,
 15 $-COR^7$,
 $-COOR^7$,
 $-CONR^7R^9$,

lower alkyl which may be substituted by a member of the group (e)
 consisting of $-OR^8$, $-COOR^7$, $-COR^7$, $-CONR^7R^8$, $-NR^7R^8$, $-SO_2R^7$, $-SO_2NR^7R^8$; or by
 20 cycloalkyl, heterocycle, aryl, and heteroaryl, and wherein the cycloalkyl and heterocycle
 each may be substituted by the group R^{11} and the aryl and heteroaryl each may be
 substituted by the group R^{12} ,

cycloalkyl which may be substituted by a member of the group (e) as
 defined earlier, or by lower alkyl, heterocycle, aryl, and heteroaryl, and wherein the lower
 25 alkyl and heterocycle each may be substituted by the group R^{11} and the aryl and heteroaryl
 each may be substituted by the group R^{12} ,

heterocycle which may be substituted by a member of the group (e) as
 defined earlier, or by cycloalkyl, lower alkyl, aryl, and heteroaryl, and wherein the
 cycloalkyl and lower alkyl each may be substituted by the group R^{11} and the aryl and
 30 heteroaryl each may be substituted by the group R^{12} ,

aryl which may be substituted by a member of the group (f) consisting of
 OR^8 , $-COOR^7$, $-COR^7$, $-CONR^7R^8$, $-NR^7R^8$, $-NO_2$, halogen, perfluoroalkyl, $-SO_2R^7$,
 $-SO_2NR^7R^8$; or by lower alkyl, cycloalkyl, heterocycle, aryl, and heteroaryl, and wherein the
 lower alkyl, cycloalkyl and heterocycle each may be substituted by the group R^{11} and the
 35 aryl and heteroaryl each may be substituted by the group R^{12} , and

heteroaryl which may be substituted by a member of the group (f) as defined earlier, or by lower alkyl, cycloalkyl, heterocycle, aryl, and heteroaryl, and wherein the lower alkyl, cycloalkyl and heterocycle each may be substituted by the group R^{11} and the aryl and heteroaryl each may be substituted by the group R^{12} ; or

5 alternatively,

$-NR^5R^6$ can form a ring having 3 to 7 atoms, said ring optionally including one or more additional hetero atoms and being optionally substituted by lower alkyl, $-OR^8$, $-COR^7$, $-COOR^7$, $-CONR^7R^9$, or $-NR^8R^9$;

10 R^7 is hydrogen or lower alkyl which may be substituted by a member of the group consisting of cycloalkyl, heterocycle, aryl, heteroaryl, $-OR^9$, or $-NR^8R^9$;

R^8 is hydrogen, $-COR^9$, $-CONR^{10}R^9$, or lower alkyl which may be substituted by R^{11} ;

15 R^9 and R^{10} are each independently hydrogen or lower alkyl;

R^{11} is $-OR^9$, $-COR^9$, $-COOR^9$, $-OCOR^9$, $-CONR^9R^{10}$, $-NR^9R^{10}$, $-N(COR^9)R^{10}$, $-SO_2R^9$, or $-SO_2NR^9R^{10}$;

20 R^{12} is $-OR^9$, $-COR^9$, $-COOR^9$, $-OCOR^9$, $-CONR^9R^{10}$, $-NR^9R^{10}$, $-N(COR^9)R^{10}$, $-SO_2R^9$, $-SO_2NR^9R^{10}$, halogen, $-CN$, $-NO_2$, or perfluoroalkyl; and

X is N or CH.

25 The present invention is further directed to pharmaceutical compositions comprising a pharmaceutically effective amount of any one or more of the above-described compounds and a pharmaceutically acceptable carrier or excipient.

The present invention is also directed to novel intermediates useful in the synthesis
30 of the above described compounds.

The present invention is also directed to the use of a compound of Formula I, and/or salts, prodrugs or pharmaceutically active metabolites thereof in the preparation of a medicament for the treatment and/or control of inflammation and neurodegenerative
35 diseases, particularly rheumatoid arthritis, or for treating solid tumors, in particular breast or colon tumors.

As used herein, the following terms shall have the following definitions.

“Aryl” means an aromatic group having 5 to 10 atoms and consisting of one or two
5 rings. Examples of aryl groups include phenyl and 1- or 2-naphthyl.

“Cycloalkyl” means a non-aromatic, partially or completely saturated cyclic
aliphatic hydrocarbon group containing 3 to 8 atoms. Examples of cycloalkyl groups
include cyclopropyl, cyclopentyl and cyclohexyl.
10

“Effective Amount” means an amount of at least one compound of Formula I, or a
pharmaceutically acceptable salt, prodrug or metabolite thereof, that inhibits the
development or proliferation of (1) an inflammatory disease or response and/or (2) a
neuro-degenerative disease or response, such as for example, and not as a limitation,
15 rheumatoid arthritis.

“Halogen” means fluorine, chlorine, bromine or iodine.

“Heteroaryl” groups are aromatic groups having 5 to 10 atoms, one or 2 rings, and
20 containing one or more hetero atoms. Examples of heteroaryl groups are 2-, 3- or 4-
pyridyl, tetrazolyl, oxadiazolyl, pyrazinyl, quinolyl, pyrrolyl, and imidazolyl.

“Hetero atom” means an atom selected from N, O and S.

25 “Heterocycle” means a 3- to 10-membered non-aromatic, partially or completely
saturated hydrocarbon group, such as tetrahydroquinolyl, which contains one or two rings
and at least one hetero atom.

“IC₅₀” refers to the concentration of a particular 4,5-pyrazinoxindole required to
30 inhibit 50% of cJun phosphorylation, which is a measure of inhibition of SAPK activity.
IC₅₀ can be measured, *inter alia*, using the assay described herein in Example 7, *infra*.

“Lower Alkyl” denotes a straight-chain or branched saturated aliphatic
hydrocarbon having 1 to 6, preferably 1 to 4, carbon atoms. Typical lower alkyl groups
35 include methyl, ethyl, propyl, isopropyl, butyl, t-butyl, 2-butyl, pentyl, hexyl and the like.

“Pharmaceutically acceptable salt” refers to conventional acid-addition salts or base-addition salts which retain the biological effectiveness and properties of the compounds of Formula I and are formed from suitable non-toxic organic or inorganic acids or inorganic bases. Sample acid-addition salts include those derived from inorganic acids such as hydrochloric acid, hydrobromic acid, hydroiodic acid, sulfuric acid, sulfamic acid, phosphoric acid and nitric acid, and those derived from organic acids such as p-toluenesulfonic acid, salicylic acid, methanesulfonic acid, oxalic acid, succinic acid, citric acid, malic acid, lactic acid, fumaric acid, and the like. Sample base-addition salts include those derived from ammonium, potassium, sodium, and quarternary ammonium hydroxide, such as for example tetramethylammonium hydroxide.

“Pharmaceutically acceptable,” such as pharmaceutically acceptable carrier, excipient, prodrug, etc., means pharmacologically acceptable and substantially non-toxic to the subject to which the particular compound is administered.

15

“Pharmaceutically active metabolite” means a metabolic product of a compound of Formula I which is pharmaceutically acceptable and effective.

“Prodrug” refers to a compound that may be converted under physiological conditions or by solvolysis to any of the compounds of Formula I or to a pharmaceutically acceptable salt of a compound of Formula I. A prodrug may be inactive when administered to a subject but is converted *in vivo* to an active compound of Formula I.

“Substituted,” as in for example “substituted alkyl,” means that the substitution can occur at one or more positions and, unless otherwise indicated, that the substituents are independently selected from the specified options.

Preferred perfluoroalkyls according to the present invention include -CF₃.

In a preferred embodiment of the compounds of Formula I, R¹ and R² are independently

hydrogen,
-NR⁵R⁶,
lower alkyl which may be substituted by R¹¹, cycloalkyl, heterocycle, aryl and heteroaryl, wherein the cycloalkyl and heterocycle may be substituted by R¹¹, and the aryl and heteroaryl may be substituted by R¹²;

cycloalkyl which may be substituted by R^{11} , lower alkyl, heterocycle, aryl and heteroaryl, wherein the lower alkyl and heterocycle may be substituted by R^{11} , and the aryl and heteroaryl may be substituted by R^{12} ;

heterocycle which may be substituted by R^{11} , lower alkyl, cycloalkyl, aryl and heteroaryl, wherein the lower alkyl and cycloalkyl may be substituted by R^{11} , and the aryl and heteroaryl may be substituted by R^{12} ;

aryl which may be substituted by R^{12} , lower alkyl, cycloalkyl, heterocycle, aryl, and heteroaryl, wherein the lower alkyl, heterocycle and cycloalkyl may be substituted by R^{11} , and the aryl and heteroaryl may be substituted by R^{12} ;

heteroaryl which may be substituted by R^{12} , lower alkyl, cycloalkyl, heterocycle, aryl, and heteroaryl, wherein the lower alkyl, cycloalkyl and heterocycle may be substituted by R^{11} , and the aryl and heteroaryl may be substituted by R^{12} ; or alternatively, R^1 and R^2 may form a ring having 5 to 7 atoms and optionally being substituted by the group consisting of $-OR^8$, $-COR^7$, $-COOR^7$, $-CONR^7R^9$, $-NR^8R^9$, and lower alkyl which may be substituted by R^{11} .

More preferably, R^1 and R^2 are, independently, lower alkyl, aryl, particularly phenyl, or heterocycle, particularly furanyl, or R^1 and R^2 together form ring having 5-7 atoms, particularly a cyclohexane ring.

In another preferred embodiment of the compounds of Formula I, R^3 is hydrogen, $-OR^4$, $-NR^5R^6$, or lower alkyl which may be substituted by the group consisting of $-OR^4$ and $-NR^5R^6$.

In another preferred embodiment of the compounds of Formula I, R^3 is hydrogen, $-OR^9$, or lower alkyl which may be substituted by the group consisting of $-OR^9$ and $-NR^9R^{10}$. More preferably, R^3 is lower alkoxy.

5

The following are examples of preferred compounds of Formula I:

- (Z)-7,9-Dihydro-2,3-dimethyl-9-[(3-methoxy-1H-pyrrol-2-yl)methylene]-8H-pyrrolo-[3,2-f]quinoxalin-8-one (A),
- 10 (Z)-3-Butyl-7,9-dihydro-9-[(3-methoxy-1H-pyrrol-2-yl)methylene]-2-methyl-8H-pyrrolo[3,2-f]quinoxalin-8-one and (Z)-2-butyl-7,9-dihydro-9-[(3-methoxy-1H-pyrrol-2-yl)methylene]-3-methyl-8H-pyrrolo[3,2-f]quinoxalin-8-one (B),
- (Z)-7,9-Dihydro-9-[(3-methoxy-1H-pyrrol-2-yl)methylene]-2-methyl-3-phenyl-8H-pyrrolo[3,2-f]quinoxalin-8-one and (Z)-7,9-dihydro-9-[(3-methoxy-1H-pyrrol-2-yl)methylene]-3-methyl-2-phenyl-8H-pyrrolo[3,2-f]quinoxalin-8-one (C),
- 15 (Z)-7,9-Dihydro-2,3-di-(2-furanyl)-9-[(3-methoxy-1H-pyrrol-2-yl)methylene]-8H-pyrrolo[3,2-f]quinoxalin-8-one (D),
- (Z)-1,3,5,6,7,8-Hexahydro-3-[(3-methoxy-1H-pyrrol-2-yl)methylene]-2H-pyrrolo[3,2-a]phenazin-2-one (E).

20

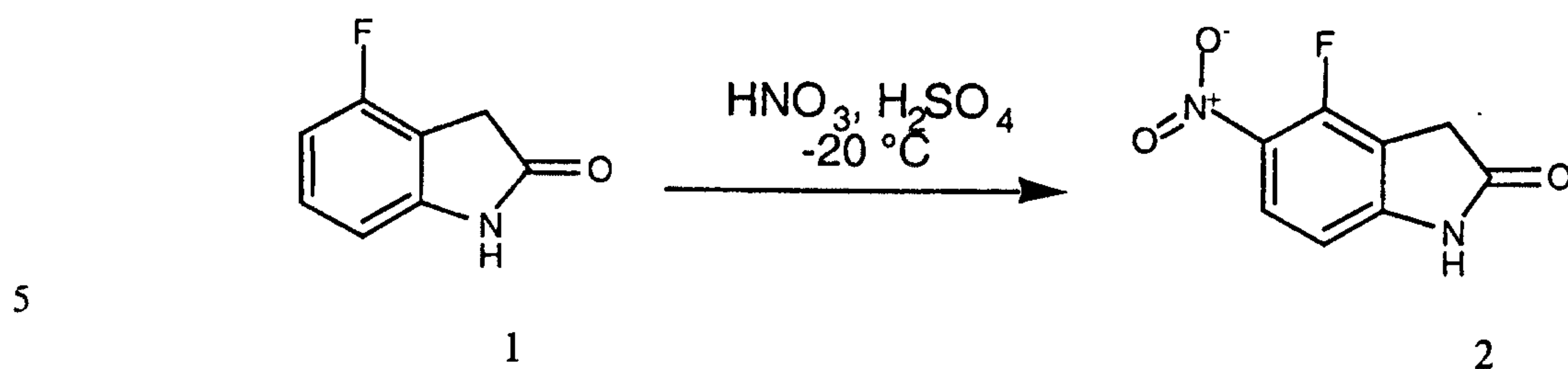
The compounds disclosed herein and covered by the above formulae may exhibit tautomerism or structural isomerism. It is intended that the invention encompasses any tautomeric or structural isomeric form of these compounds, or mixtures of such forms, and is not limited to any one tautomeric or structural isomeric form utilized within the

25 formulae drawn above.

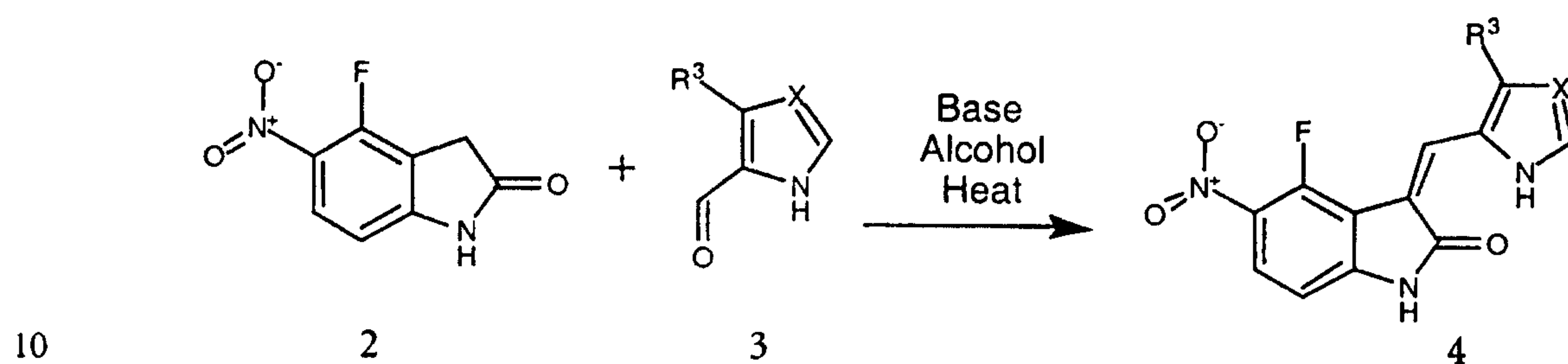
The compounds of Formula I may be prepared by processes known in the art. Suitable processes for synthesizing these compounds are provided in the examples below. Generally, these compounds may be prepared according to the following synthesis scheme:

30

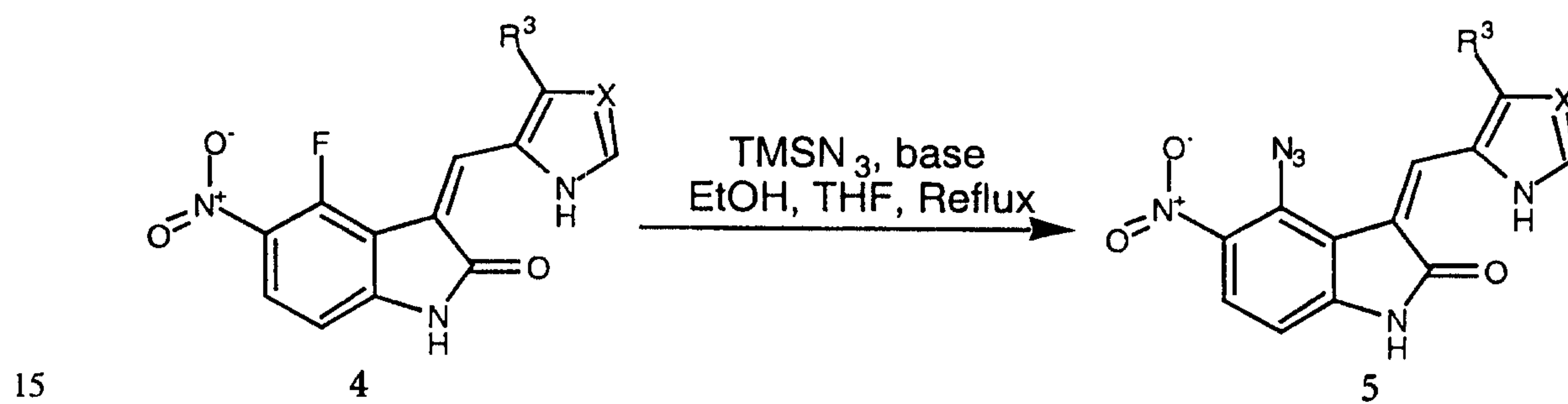
Step A



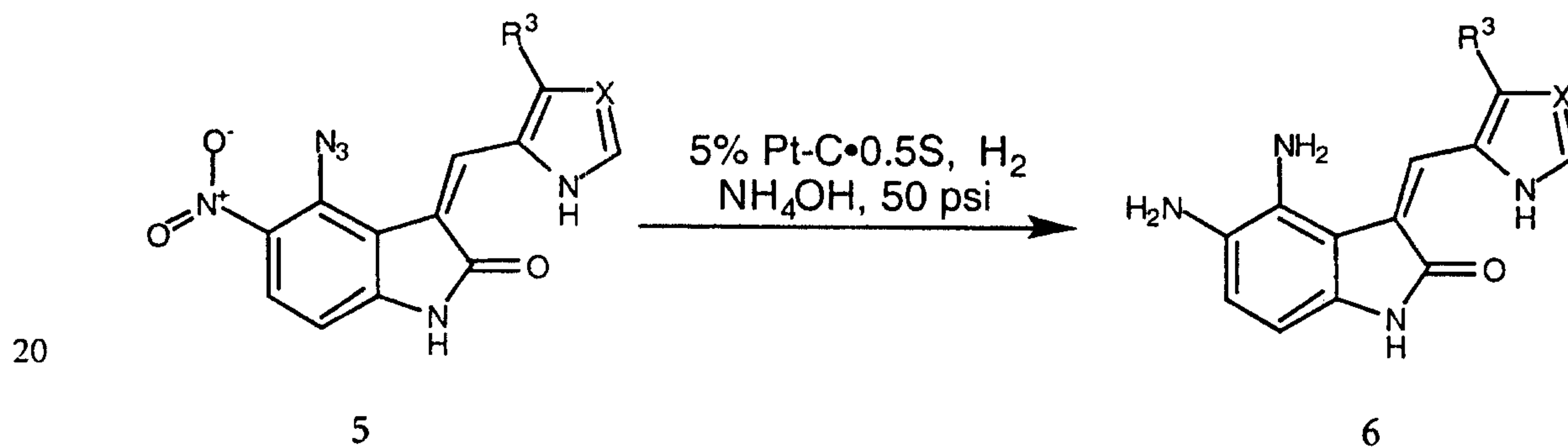
Step B



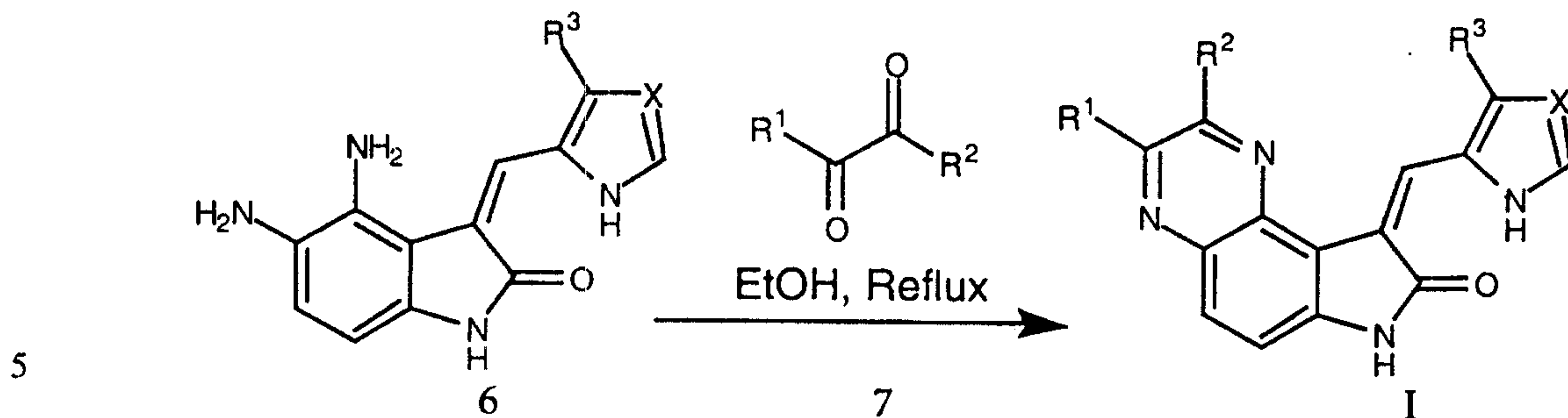
Step C



Step D



Step E



10 In an alternative embodiment, the present invention is directed to pharmaceutical compositions comprising at least one compound of Formula I or a prodrug thereof, or a pharmaceutically acceptable salt of a compound of Formula I or a prodrug of such compound.

15 These pharmaceutical compositions can be administered orally, for example, in the form of tablets, coated tablets, dragees, hard or soft gelatin capsules, solutions, emulsions or suspensions. They can also be administered rectally, for example, in the form of suppositories, or parenterally, for example, in the form of injection solutions.

20 The pharmaceutical compositions of the present invention comprising compounds of Formula I, prodrugs of such compounds, or the salts thereof, may be manufactured in a manner that is known in the art, e.g. by means of conventional mixing, encapsulating, dissolving, granulating, emulsifying, entrapping, dragee-making, or lyophilizing processes. These pharmaceutical preparations can be formulated with therapeutically inert, inorganic or organic carriers. Lactose, corn starch or derivatives thereof, talc, steric acid or its salts
 25 can be used as such carriers for tablets, coated tablets, dragees and hard gelatin capsules. Suitable carriers for soft gelatin capsules are vegetable oils, waxes, fats, semi-solid or liquid oils. Depending on the nature of the active substance, no carriers are generally required in the case of soft gelatin capsules. Suitable carriers for the manufacture of solutions and syrups are water, polyols, saccharose, invert sugar and glucose. Suitable carriers for
 30 injection are water, alcohols, polyols, glycerine, vegetable oils, phospholipids and surfactants. Suitable carriers for suppositories are natural or hardened oils, waxes, fats and semi-liquid polyols.

The pharmaceutical preparations can also contain preserving agents, solubilizing agents, stabilizing agents, wetting agents, emulsifying agents, sweetening agents, coloring agents, flavoring agents, salts for varying the osmotic pressure, buffers, coating agents or antioxidants. They can also contain other therapeutically valuable substances, including
5 additional active ingredients other than those of Formula I.

As mentioned above, the compounds of Formula I, prodrugs thereof, and their salts, and compositions containing these compounds are useful in the treatment or control of inflammatory diseases and neuro-degenerative diseases, in particular, in the
10 treatment or control of rheumatoid arthritis.

A therapeutically effective amount of a compound in accordance with this invention means an amount of compound that is effective to prevent, alleviate or ameliorate symptoms of disease. Determination of a therapeutically effective amount is
15 within the skill in the art.

The therapeutically effective amount or dosage of a compound of Formula I can vary within wide limits and will be adjusted to the individual requirements in each particular case. In general, in the case of oral or parenteral administration to adult humans
20 weighing approximately 70 Kg, a daily dosage of about 10 mg to about 10,000 mg, preferably from about 200 mg to about 1,000 mg, should be appropriate, although the upper limit may be exceeded when indicated. The daily dosage can be administered as a single dose or in divided doses, or for parenteral administration, it may be given as continuous infusion.

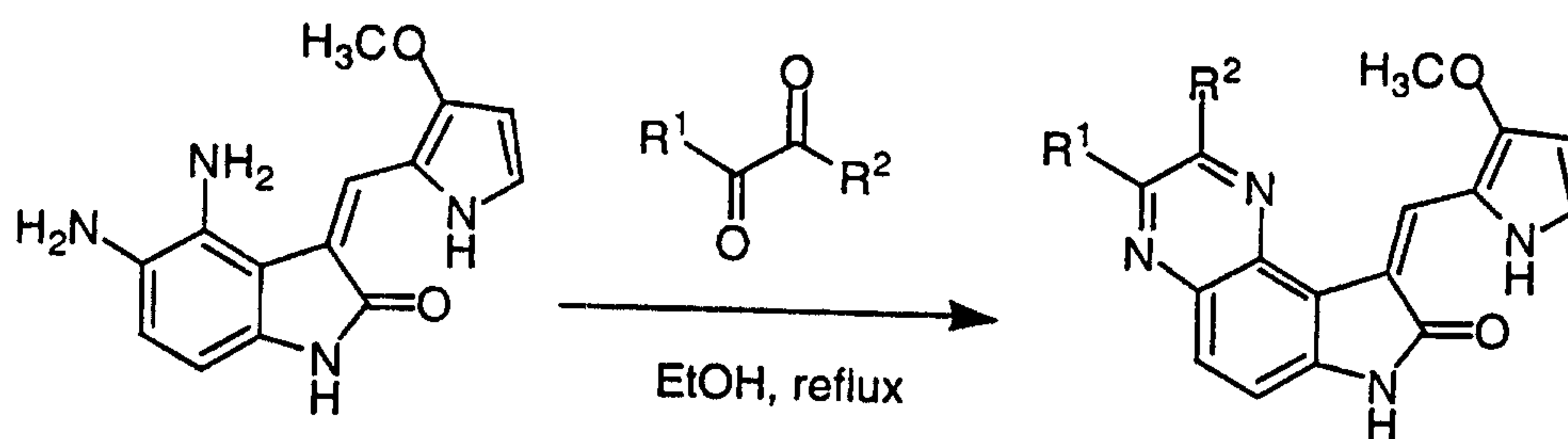
25

The compounds of the present invention may be synthesized according to known techniques, such as for example the general scheme provided above. The following examples illustrate preferred methods for synthesizing the compounds and formulations of the present invention. As used hereinbelow, r.t. is room temperature, EtOH is ethanol,
30 MeOH is methanol, and THF is tetrahydrofuran,

Example 1: General Synthesis Methods and Starting Materials

General Method A: Preparation of (Z)-7,9-Dihydro-9-[(3-methoxy-1H-pyrrol-2-yl)methylene]-8H-pyrrolo[3,2-f]quinoxalin-8-ones

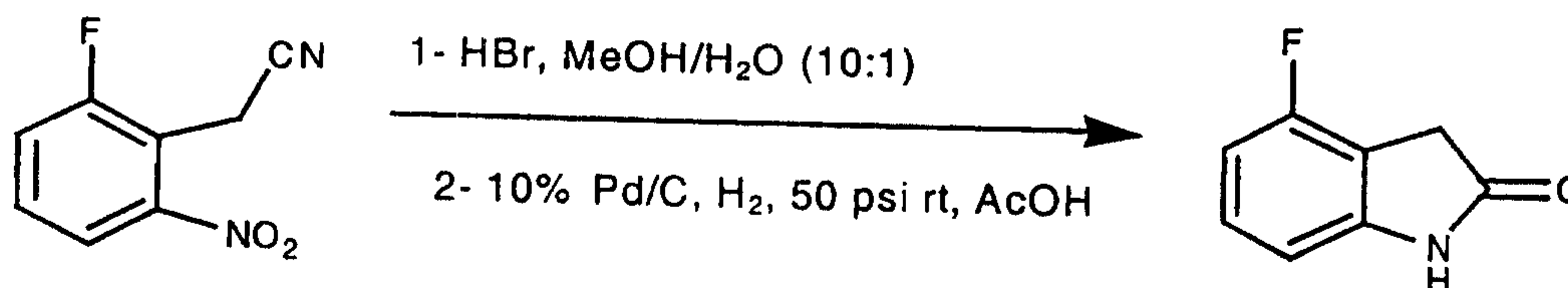
5



8

To a suspension of the starting diamino derivative (60 mg, 0.22 mmol) (Starting Material 5) in EtOH (3 mL) was added 10 eq of diketone. Upon heating, the suspension was converted to a heavier orange solid. The mixture is cooled to r.t. and the precipitate was collected by suction filtration, then dried overnight in a vacuum oven. Unsymmetrical diketones afforded a mixture of regioisomers.

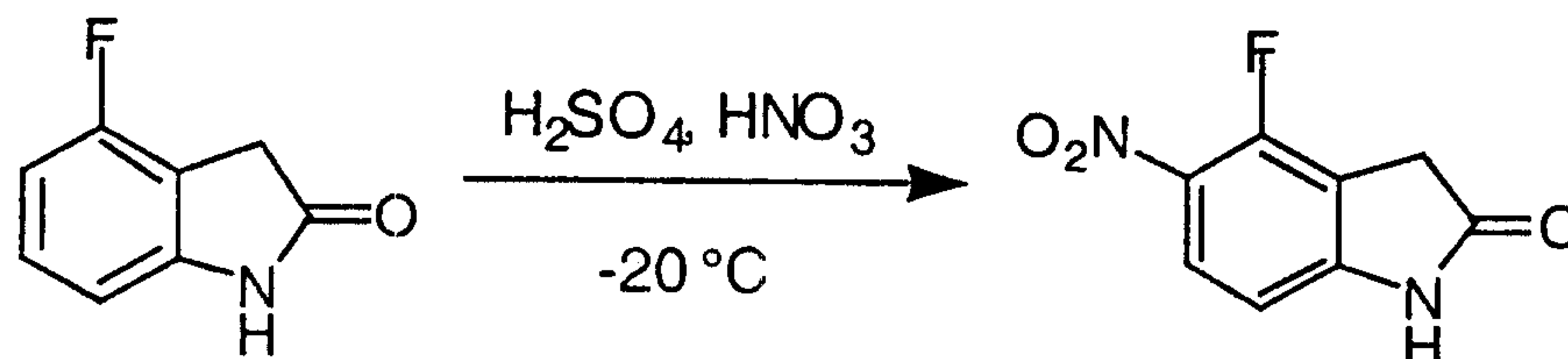
15 Starting Material 1: 1,3-Dihydro-4-fluoro-2H-indol-2-one



6-Fluoro-2-nitrobenzyl cyanide (23.10 g, 0.12 mole) (prepared according to A. Kalir et. al., *Synthesis*, 1987, 514-515) was dissolved in 10:1 MeOH/H₂O (250 mL) and the solution was chilled in an ice water bath. HBr gas was bubbled into the cold mixture for 75 min. The solution was allowed to warm up to r.t. and then concentrated to half its volume under reduced pressure. THF (100 mL), water (100 mL) and conc. HCl (6 mL) were successively added at r.t. and stirring was maintained for 75 min. The mixture was poured into water and extracted with ethyl acetate. The combined organic layers were washed with water, sat. aq. NaHCO₃ and brine, then dried over sodium sulfate and concentrated under reduced pressure. This material (20.9 g) was dissolved in acetic acid (200 mL) and hydrogenated for 2 h in a Parr apparatus at 50 Psi, in the presence of 10% Pd/C (4.33 g). The reaction mixture was filtered through a cake of Celite® (Fisher Scientific), and the cake was washed with acetic acid. The solution was concentrated under reduced pressure and dissolved in MeOH (300 mL) containing 1N NaOH (15 mL). This mixture was poured into 2:1 sat aq. NaCl/H₂O (600 mL) and extracted with ethyl acetate. The combined

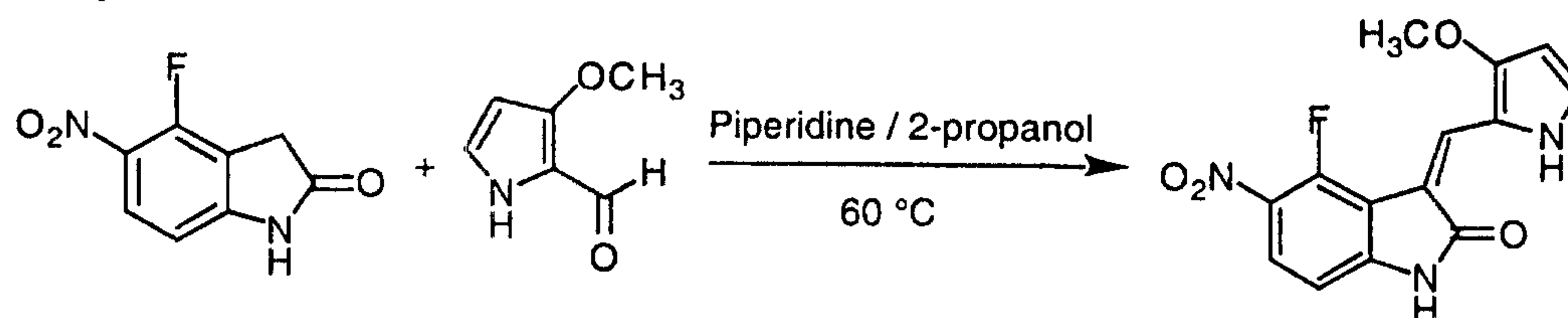
organic layers were washed with brine, dried over sodium sulfate and concentrated. The crude residue was triturated with ether to yield 5.8 g (first crop) of pure 1,3-dihydro-4-fluoro-2H-indol-2-one. The mother liquor was chromatographed on Silica Gel (230 - 400 mesh, eluted with 40% ethyl acetate in hexane) to yield an additional 1.6 g of product
5 (overall yield from cyanide: 41%).

Starting Material 2: 1,3-Dihydro-4-fluoro-5-nitro-2H-indol-2-one



10 1,3-Dihydro-4-fluoro-2H-indol-2-one (6.29g, 41.6 mmol) (Starting Material 1 above) was dissolved in 100 mL conc. H₂SO₄ with stirring. This mixture was cooled in a dry ice-acetone bath to -20 °C to which was added slowly over 30 min. a solution of 2.6 mL (41.6 mmol) HNO₃ in 10 mL H₂SO₄. Thereafter the reaction mixture was stirred at -20 °C for 45 min. (TLC: 50% ethyl acetate in hexane showed complete reaction after 30 min.),
15 then poured into 1 L ice and water, extracted with 2 x 200 mL ethyl acetate, washed with 2 x 200 mL sat. NaCl solution, dried over Na₂SO₄, filtered and concentrated at 45 °C under high vacuum to give a brown solid (7.87 g). This material was recrystallized from ethyl acetate to afford 3.94 g (first crop only) of pure product. The mother liquor was chromatographed on Silica Gel (230 - 400 mesh, eluted with 50% ethyl acetate in hexane)
20 to give 1.91 g of additional material. (Total yield: 5.85 g, 71.7%).

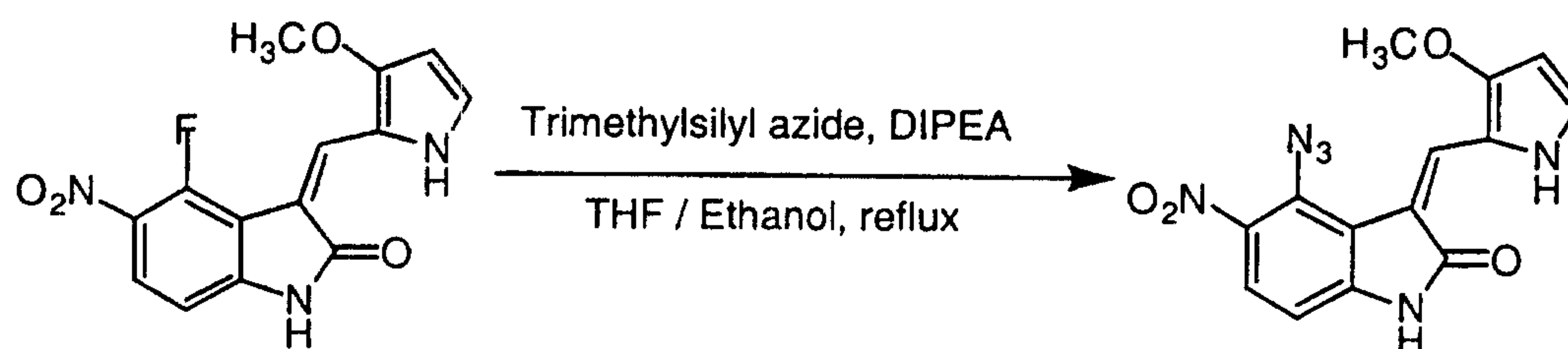
Starting Material 3: (Z)-1,3-Dihydro-4-fluoro-3-[(3-methoxy-1H-pyrrol-2-yl)methylene]-5-nitro-2H-indol-2-one



25 1,3-Dihydro-4-fluoro-5-nitro-2H-indol-2-one (5.25 g, 26.8 mmol) (Starting Material 2) was suspended in 110 mL solution of 1.35% piperidine (Aldrich) in 2-propanol (Fisher). 3-Methoxy-2-pyrrole carboxaldehyde (3.68 g, 29.4 mmol, 1.1 eq.) (prepared according to F. Bellamy et. al., *J. Chem. Research (S)* 1979, 18 -19; *J. Chem. Research (M)*, 1979, 0101 -0116) was added and this mixture heated at 60 °C for 3.5 hours (TLC: 50% ethyl acetate in hexane). The reaction mixture was poured into 1 L ice and water mixture
30

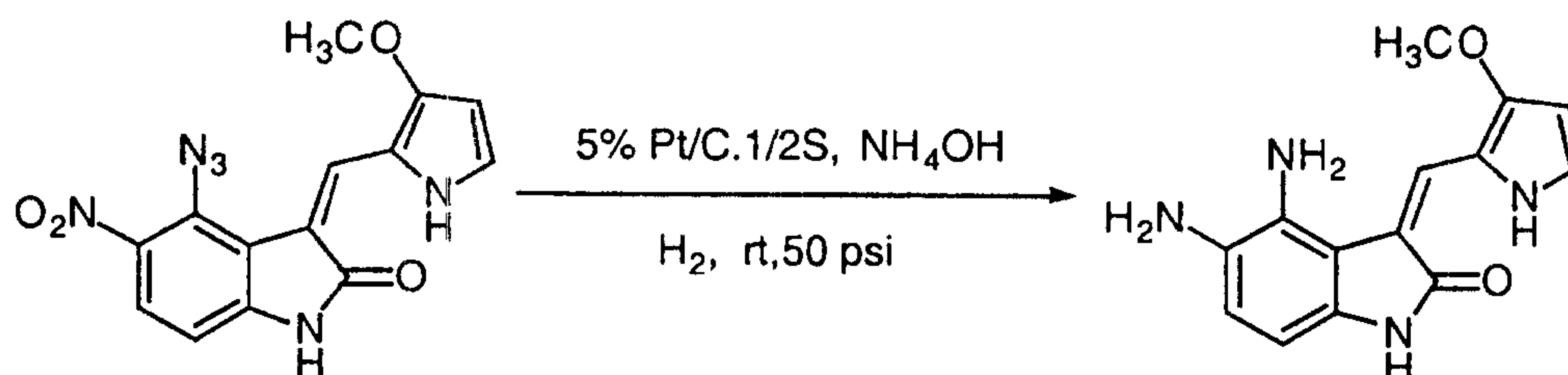
and the solid precipitate filtered, washed with water and dried at 50 °C under high vacuum to give the product as an orange-brown solid. (Yield 6.6 g, 81%).

5 Starting Material 4: (Z)-4-Azido-1,3-dihydro-3-[(3-methoxy-1H-pyrrol-2-yl)methylene]-5-nitro-2H-indol-2-one



(Z)-1,3-Dihydro-4-fluoro-3-[(3-methoxy-1H-pyrrol-2-yl)methylene]-5-nitro-2H-indol-2-one (6.60 g, 21.8 mmol) (Starting Material 3 above) was suspended in 330 mL of THF and 165 mL of ethanol. To this mixture was added diisopropylethylamine (56.9 ml, 326 mmol) (Aldrich) and trimethylsilyl azide (28.6 mL, 218 mmol) (Aldrich). The reaction mixture was heated at reflux overnight, and then poured into 2 L mixture of ice and 1N HCl solution. The solid precipitate was filtered, washed with water and dried at 50 °C under high vacuum to give (Z)-4-azido-1,3-dihydro-3-[(3-methoxy-1H-pyrrol-2-yl)methylene]-5-nitro-2H-indol-2-one as a dark red solid. (Yield 6.44 g, 90%)

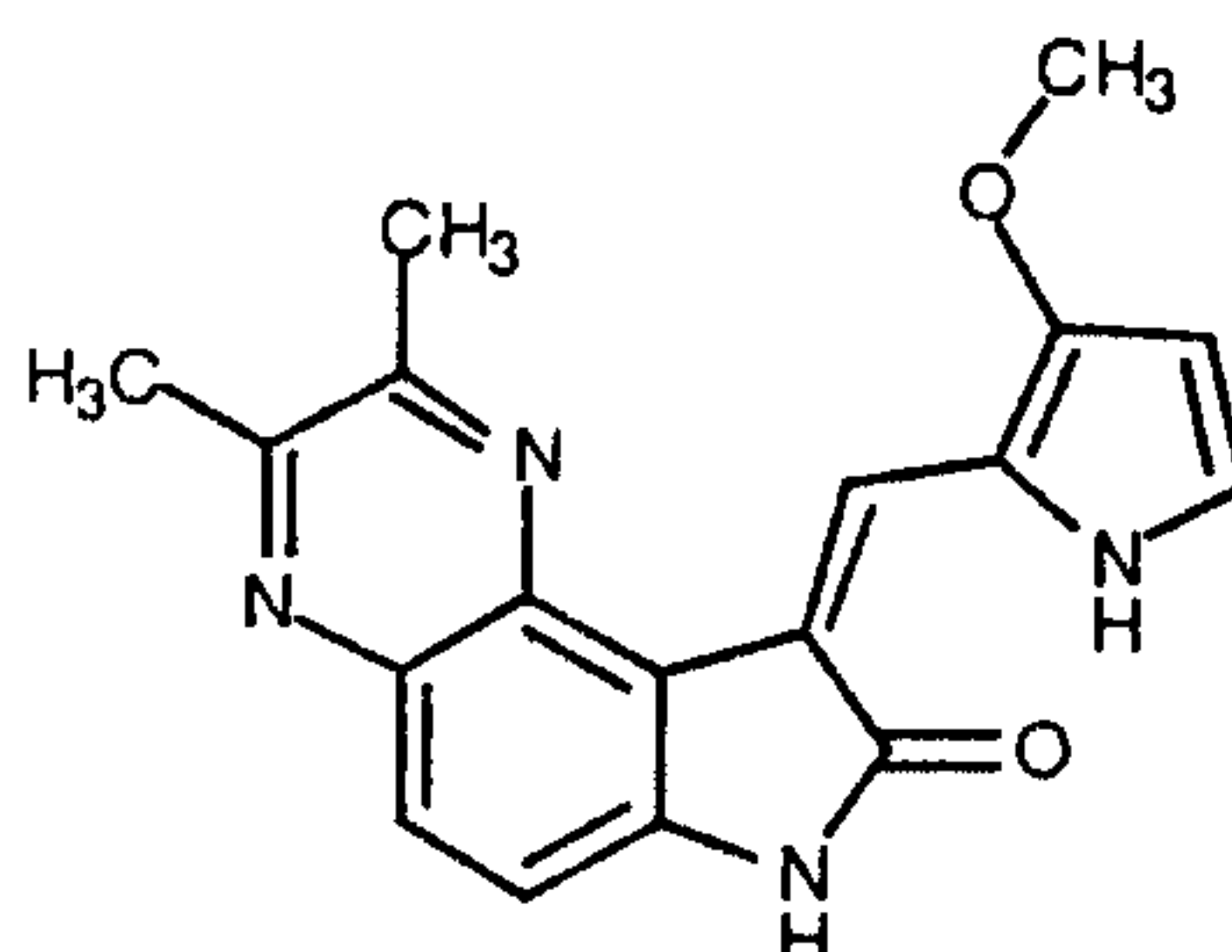
Starting Material 5: (Z)-4,5-Diamino-1,3-dihydro-3-[(3-methoxy-1H-pyrrol-2-yl)methylene]-2H-indol-2-one



(Z)-4-Azido-1,3-dihydro-3-[(3-methoxy-1H-pyrrol-2-yl)methylene]-5-nitro-2H-indol-2-one (2.08 g, 6.37 mmol) (Starting Material 4 above) was dissolved in THF (160 mL) at r.t. Ammonium hydroxide was added (2 mL), followed by a catalytic amount of poisoned platinum on carbon (5% Pt/C•1/2S, 300 mg) (Engelhard Ind.). The reaction mixture was hydrogenated in a Parr bomb under 50 psi of hydrogen for 12 h. The mixture was filtered through a cake of Celite®, the cake was washed twice with THF, and the filtrate was concentrated under reduced pressure. The crude material was purified by flash chromatography on Silica Gel (230-400 mesh, eluted with 75% ethyl acetate in hexane) to

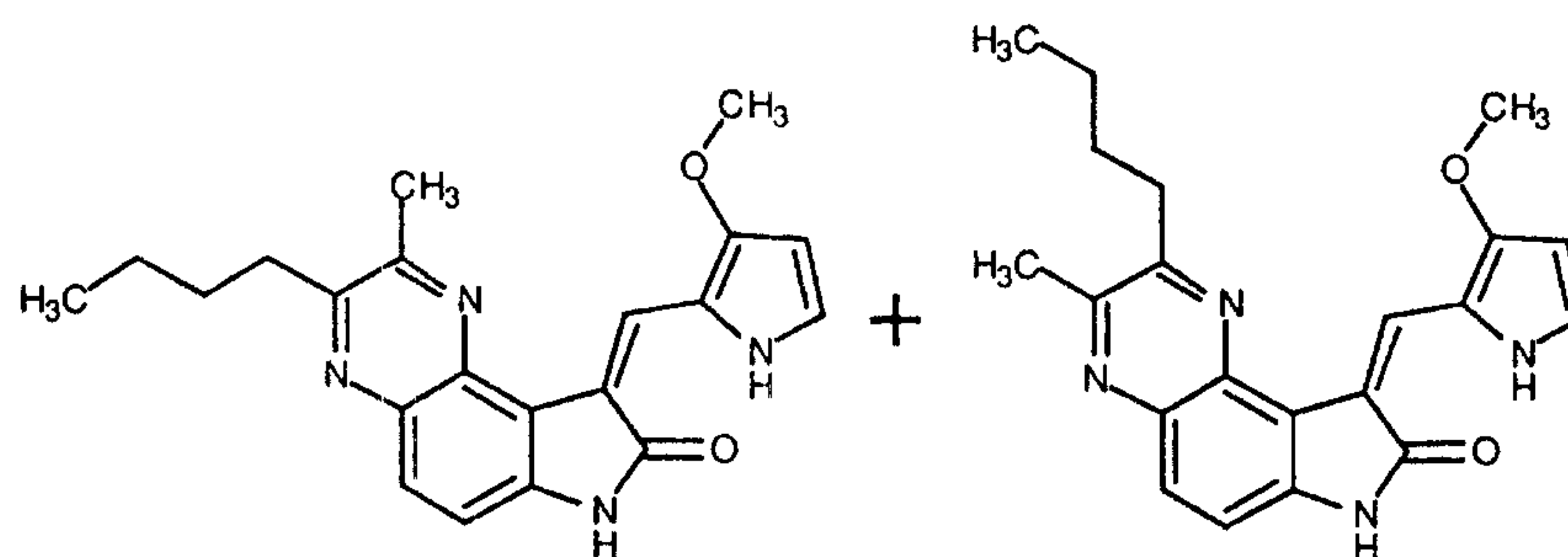
yield (Z)-4,5-diamino-1,3-dihydro-3-[(3-methoxy-1H-pyrrol-2-yl)methylene]-2H-indol-2-one (Yield 1.44 g, 84%).

Example 2: (Z)-7,9-Dihydro-2,3-dimethyl-9-[(3-methoxy-1H-pyrrol-2-yl)methylene]-8H-pyrrolo-[3,2-f]quinoxalin-8-one (A)



Using Method A above, (Z)-4,5-diamino-1,3-dihydro-3-[(3-methoxy-1H-pyrrol-2-yl)methylene]-2H-indol-2-one (60 mg, 0.22 mmol) (Starting Material 5) was condensed with 2,3-butanedione (135 μ L) (Aldrich) in ethanol (3 mL) at reflux to give (Z)-7,9-dihydro-2,3-dimethyl-9-[(3-methoxy-1H-pyrrol-2-yl)methylene]-8H-pyrrolo-[3,2-f]quinoxalin-8-one in 100% yield.

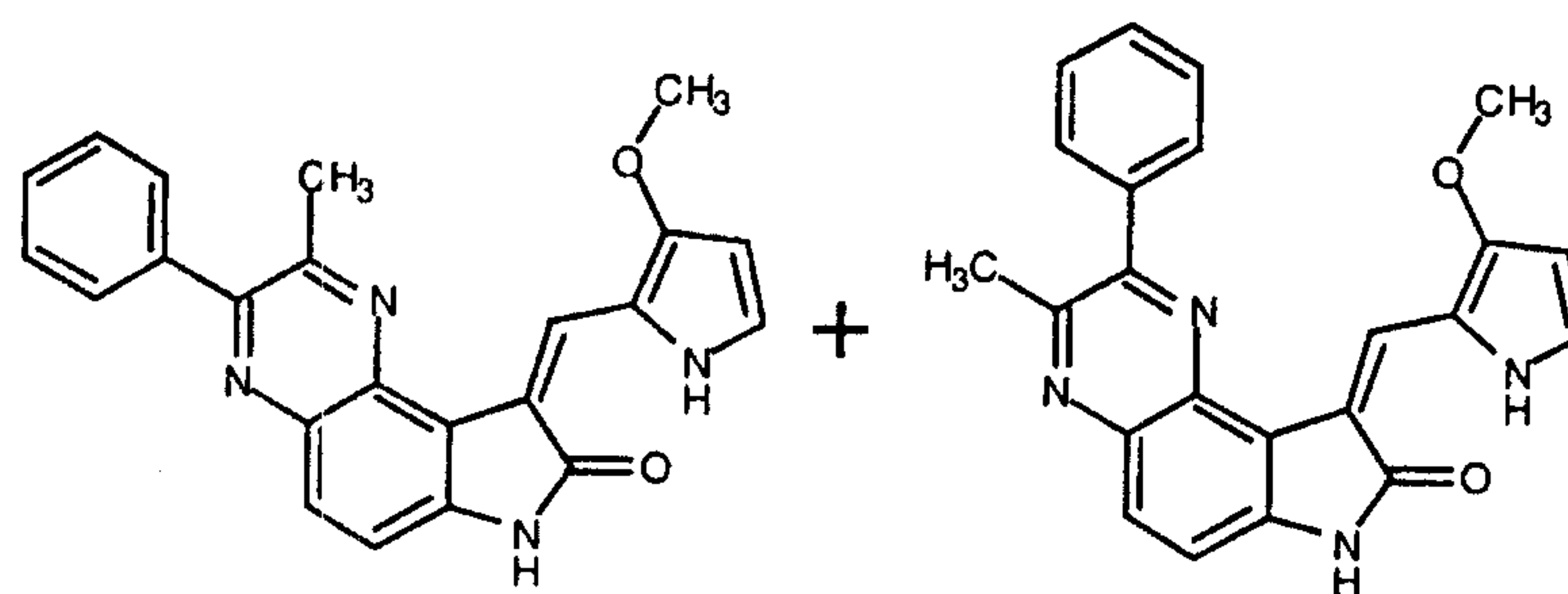
Example 3: Mixture of (Z)-3-butyl-7,9-dihydro-9-[(3-methoxy-1H-pyrrol-2-yl)methylene]-2-methyl-8H-pyrrolo[3,2-f]quinoxalin-8-one and (Z)-2-butyl-7,9-dihydro-9-[(3-methoxy-1H-pyrrol-2-yl)methylene]-3-methyl-8H-pyrrolo[3,2-f]quinoxalin-8-one (B)



Using Method A above, (Z)-4,5-diamino-1,3-dihydro-3-[(3-methoxy-1H-pyrrol-2-yl)methylene]-2H-indol-2-one (60 mg, 0.22 mmol) (Starting Material 5) was condensed with 2,3-heptanedione (282 μ L) (Lancaster) in ethanol (3 mL) at reflux to give mixture of (Z)-3-butyl-7,9-dihydro-9-[(3-methoxy-1H-pyrrol-2-yl)methylene]-2-methyl-8H-pyrrolo[3,2-f]quinoxalin-8-one and (Z)-2-butyl-7,9-dihydro-9-[(3-methoxy-1H-pyrrol-2-yl)methylene]-3-methyl-8H-pyrrolo[3,2-f]quinoxalin-8-one in 88% yield.

25

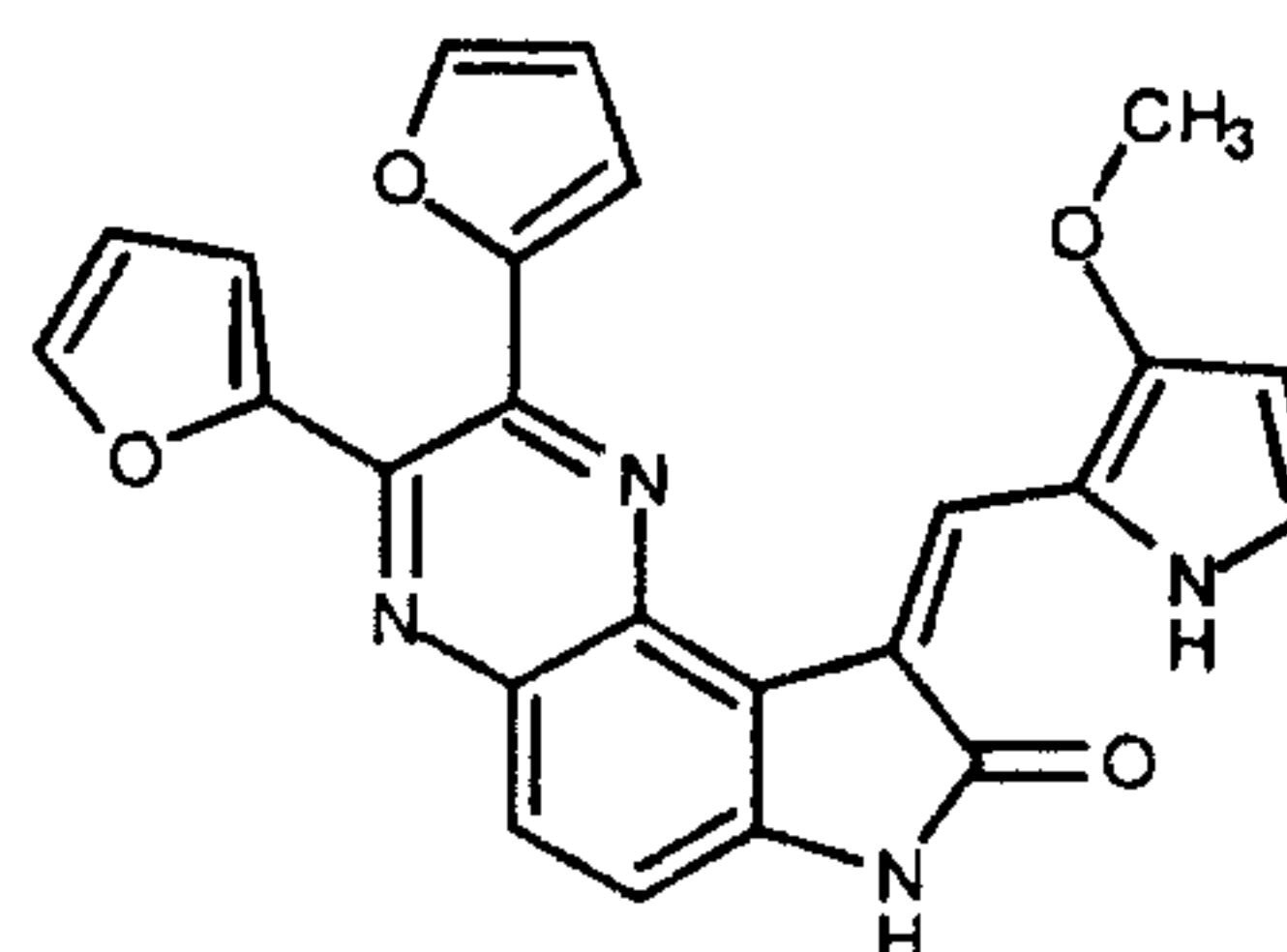
Example 4: Mixture of (Z)-7,9-dihydro-9-[(3-methoxy-1H-pyrrol-2-yl)methylene]-2-methyl-3-phenyl-8H-pyrrolo[3,2-f]quinoxalin-8-one and (Z)-7,9-dihydro-9-[(3-methoxy-1H-pyrrol-2-yl)methylene]-3-methyl-2-phenyl-8H-pyrrolo[3,2-f]quinoxalin-8-one (C)



Using Method A above, (Z)-4,5-diamino-1,3-dihydro-3-[(3-methoxy-1H-pyrrol-2-yl)methylene]-2H-indol-2-one (60 mg, 0.22 mmol) (Starting Material 5) was condensed with 1-phenyl-1,2-propanedione (326 μ L) (Aldrich) in ethanol (3 mL) at reflux to give mixture of (Z)-7,9-dihydro-9-[(3-methoxy-1H-pyrrol-2-yl)methylene]-2-methyl-3-phenyl-8H-pyrrolo[3,2-f]quinoxalin-8-one and (Z)-7,9-dihydro-9-[(3-methoxy-1H-pyrrol-2-yl)methylene]-3-methyl-2-phenyl-8H-pyrrolo[3,2-f]quinoxalin-8-one in 46% yield.

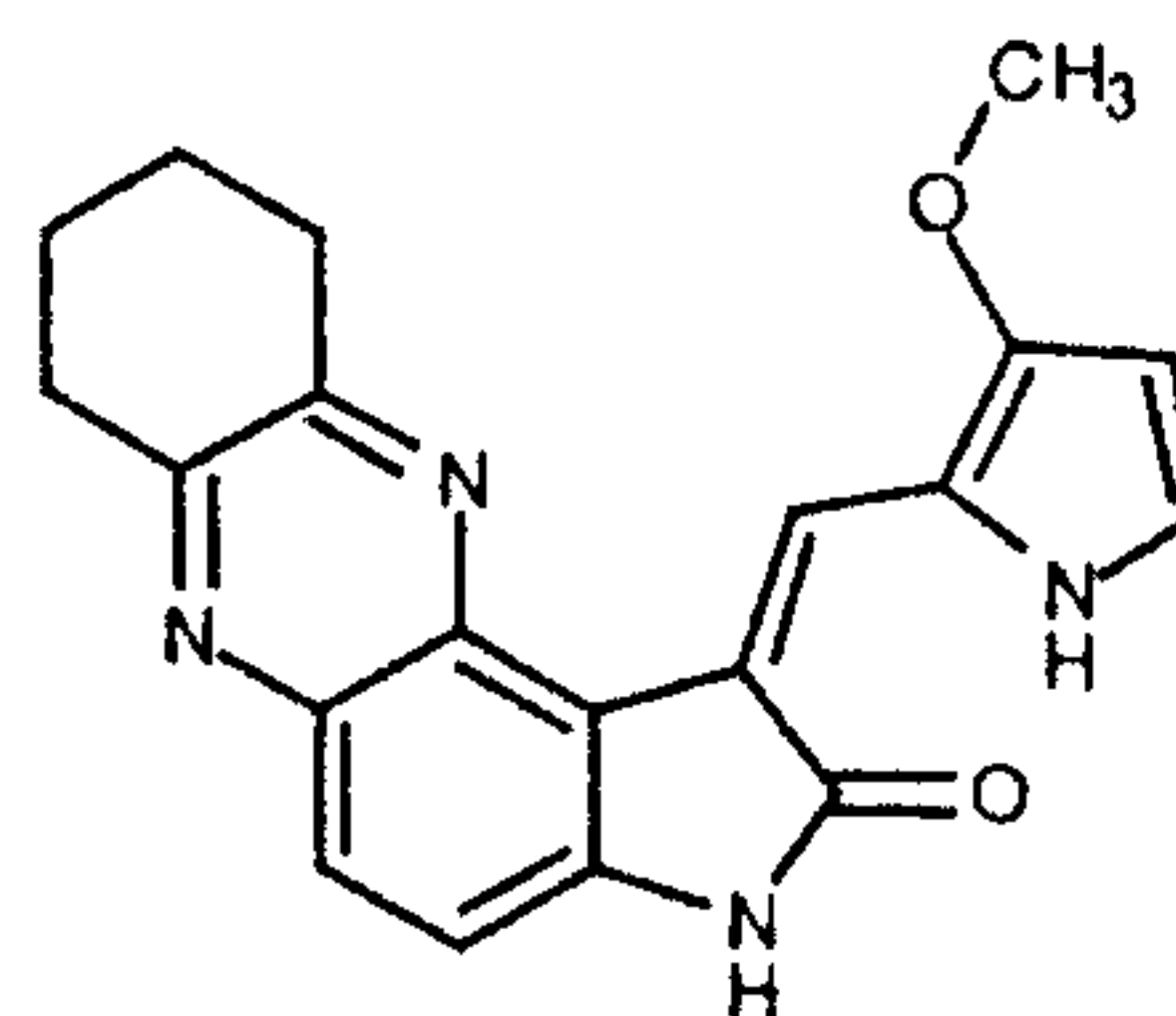
10

Example 5: (Z)-7,9-Dihydro-2,3-di-(2-furanyl)-9-[(3-methoxy-1H-pyrrol-2-yl)methylene]-8H-pyrrolo[3,2-f]quinoxalin-8-one (D)



Using Method A above, (Z)-4,5-diamino-1,3-dihydro-3-[(3-methoxy-1H-pyrrol-2-yl)methylene]-2H-indol-2-one (60 mg, 0.22 mmol) (Starting Material 5) was condensed with furil (200 mg) (Aldrich) in ethanol (3 mL) at reflux to give (Z)-7,9-dihydro-2,3-di-(2-furanyl)-9-[(3-methoxy-1H-pyrrol-2-yl)methylene]-8H-pyrrolo[3,2-f]quinoxalin-8-one in 86% yield.

20 **Example 6:** (Z)-1,3,5,6,7,8-Hexahydro-3-[(3-methoxy-1H-pyrrol-2-yl)methylene]-2H-pyrrolo[3,2-a]phenazin-2-one (E)



Using Method A above, (Z)-4,5-diamino-1,3-dihydro-3-[(3-methoxy-1H-pyrrol-2-yl)methylene]-2H-indol-2-one (60 mg, 0.22 mmol) (Starting Material 5) was condensed

with 1,2-cyclohexanedione (248 mg) (Aldrich) in ethanol (3 mL) at reflux to give (Z)-1,3,5,6,7,8-hexahydro-3-[(3-methoxy-1H-pyrrol-2-yl)methylene]-2H-pyrrolo[3,2-a]phenazin-2-one in 18% yield.

5 Example 7: SAPK Inhibitory Activity

The SAPK inhibitory activity of the compounds of the invention is demonstrated below. These effects indicate that the compounds of the present invention are useful in treating inflammatory diseases such as, for example, rheumatoid arthritis.

10 SAPK FlashPlate Assay

Human JNK is highly homologous to rat SAPK. To measure the inhibitory activity of test compounds, the compounds were tested in the rat SAPK assay. For the SAPK assay, purified GST-cJun (a chimeric protein containing cJun, a natural substrate of JNK) was coated on 96 well FlashPlates (New England Nuclear, Boston, MA). Purified rat SAPK (isoform β , Kyriakis et al. *supra*) was preincubated with preparations containing MEKK-1 and MKK4 for 30 minutes at 37°C in assay buffer containing 25 mM HEPES, pH 7.5, 150 mM NaCl, 20 mM MgCl₂, 2 mM DTT, 0.001% Tween 20, 1 μ M ATP freshly added. In the preincubation step, MEKK-1 phosphorylates and activates MKK-4, which in turn phosphorylates and activates SAPK. The activated SAPK was then added to the cJun coated FlashPlates along with ³³P-ATP (0.32 μ Ci per reaction) and test compounds. The plates were incubated for 30 minutes at 37°C, then washed with PBS, 0.01% Tween 20, and counted in the Topcount scintillation counter (Packard Instrument Co., Downers Grove, IL). Dilutions of compounds were tested in duplicate in each assay. The percent inhibition of cJun phosphorylation (a measure of inhibition of SAPK activity) was determined by the following formula:

$$100 \times \left[1 - \frac{\text{test compound} - \text{nonspecific}}{\text{total} - \text{nonspecific}} \right]$$

where "test compound" refers to the average counts per minute of the test duplicates, "nonspecific" refers to the average counts per minute when no SAPK was added, and "total" refers to the average counts per minute when no compound was added.

35 The results of the SAPK assay with various test compounds is summarized below in Table I.

Table I

Compound	SAPK	
	% Inhibition	Concentration (μ M)
A	$\geq 50\%$	<0.1
B	$\geq 50\%$	0.5
C	$\geq 50\%$	0.5
D	$\geq 50\%$	0.5
E	$\geq 50\%$	<0.1

5 Example 8: Tablet Formulation

Item	Ingredients	mg/Tablet					
		5	25	100	250	500	750
1	Compound 1*	5	25	100	250	500	750
2	Anhydrous Lactose	103	83	35	19	38	57
3	Croscarmellose Sodium	6	6	8	16	32	48
4	Povidone K30	5	5	6	12	24	36
5	Magnesium Stearate	1	1	1	3	6	9
	Total Weight	120	120	150	300	600	900

*Compound 1 represents a compound of the invention.

Manufacturing Procedure:

- 10 1. Mix Items 1, 2 and 3 in a suitable mixer for 15 minutes.
2. Granulate the powder mix from Step 1 with 20% Povidone K30 Solution (Item 4).
3. Dry the granulation from Step 2 at 50°C.
4. Pass the granulation from Step 3 through a suitable milling equipment.
5. Add the Item 5 to the milled granulation Step 4 and mix for 3 minutes.
- 15 6. Compress the granulation from Step 5 on a suitable press.

Example 9: Capsule Formulation

Item	Ingredients	mg/Capsule				
1	Compound 1 *	5	25	100	250	500
2	Anhydrous Lactose	159	123	148	--	--
3	Corn Starch	25	35	40	35	70
4	Talc	10	15	10	12	24
5	Magnesium Stearate	1	2	2	3	6
	Total Fill Weight	200	200	300	300	600

* Compound 1 represents a compound of the invention.

5 Manufacturing Procedure:

1. Mix Items 1, 2 and 3 in a suitable mixer for 15 minutes.
2. Add Items 4 & 5 and mix for 3 minutes.
3. Fill into a suitable capsule.

10 Example 10: Injection Solution/Emulsion Preparation

Item	Ingredient	mg/mL
1	Compound 1 *	1 mg
2	PEG 400	10-50 mg
3	Lecithin	20-50 mg
4	Soy Oil	1-5 mg
5	Glycerol	8-12 mg
6	Water q.s.	1 mL

* Compound 1 represents a compound of the invention.

Manufacturing Procedure:

1. Dissolve item 1 in item 2.
- 15 2. Add items 3, 4 and 5 to item 6 and mix until dispersed, then homogenize.
3. Add the solution from step 1 to the mixture from step 2 and homogenize until the dispersion is translucent.
4. Sterile filter through a 0.2 um filter and fill into vials.

Example 11: Injection Solution/Emulsion Preparation

Item	Ingredient	mg/mL
1	Compound 1 *	1 mg
2	Glycofurol	10-50 mg
3	Lecithin	20-50 mg
4	Soy Oil	1-5 mg
5	Glycerol	8-12 mg
6	Water	q.s. 1 mL

* Compound 1 represents a compound of the invention.

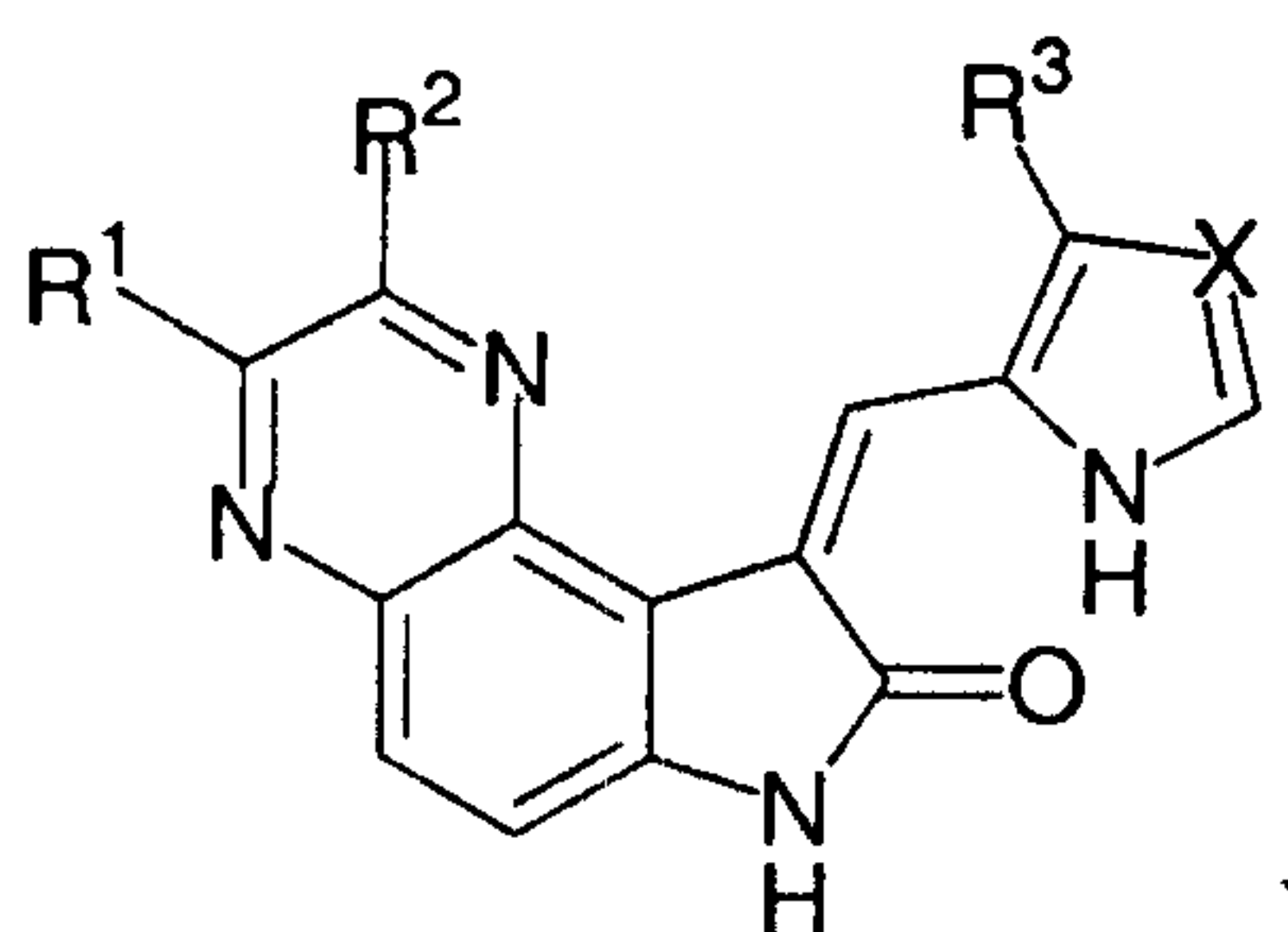
5 Manufacturing Procedure:

1. Dissolve item 1 in item 2
2. Add items 3, 4 and 5 to item 6 and mix until dispersed, then homogenize.
3. Add the solution from step 1 to the mixture from step 2 and homogenize until the dispersion is translucent.
- 10 4. Sterile filter through a 0.2 μ m filter and fill into vials.

What Is Claimed Is:

1. A compound of formula

5



wherein:

R^1 and R^2 are independently selected from the group consisting of

- 10 hydrogen,
 $-OR^4$,
 $-COR^4$,
 $-COOR^4$,
 $-CONR^5R^6$,
 $-NR^5R^6$,

15 lower alkyl which may be substituted by a member of the group (a) consisting of $-OR^4$, $-NR^5R^6$, halogen, $-COR^4$, $-COOR^4$, $-OCOR^4$, $-CONR^5R^6$, $-CN$, $-SO_2R^4$, $-SO_2NR^5R^6$; or by cycloalkyl, heterocycle, aryl, and heteroaryl, wherein the cycloalkyl and heterocycle each may be substituted by the group R^{11} and the aryl and heteroaryl each may be substituted by the group R^{12} ;

20 cycloalkyl which may be substituted by a member of the group (a) a defined earlier, or by lower alkyl, heterocycle, aryl, and heteroaryl, wherein the lower alkyl and heterocycle each may be substituted by the group R^{11} and the aryl and heteroaryl each may be substituted by the group R^{12} ;

25 heterocycle which may be substituted by a member of the group (a) as defined earlier, or by lower alkyl, cycloalkyl, aryl, and heteroaryl, wherein the lower alkyl and cycloalkyl each may be substituted by the group R^{11} and the aryl and heteroaryl each may be optionally substituted by the group R^{12} ;

30 aryl which may be substituted by a member of the group (b) consisting of $-OR^4$, $-NR^5R^6$, halogen, $-NO_2$, perfluoroalkyl, $-COR^4$, $-COOR^4$, $-OCOR^4$, $-CONR^5R^6$, $-CN$, $-SO_2R^4$, $-SO_2NR^5R^6$; or by lower alkyl, cycloalkyl, heterocycle, aryl, and heteroaryl, and wherein the lower alkyl, cycloalkyl and heterocycle each may be substituted by the group R^{11} and the aryl and heteroaryl each may be substituted by the group R^{12} ,

- heteroaryl which may be substituted by a member of the group (b) as defined earlier, or by lower alkyl, cycloalkyl, heterocycle, aryl, and heteroaryl and wherein the lower alkyl, cycloalkyl and heterocycle each may be optionally substituted by the group R^{11} and the aryl and heteroaryl each may be substituted by the group R^{12} , or
- 5 alternatively, R^1 and R^2 can form a ring having 5-7 atoms, said ring optionally including one or more heteroatoms and being optionally substituted by a member of the group consisting of $-OR^8$, $-COR^7$, $-COOR^7$, $-OCOR^4$, $-CONR^7R^9$, $-NR^8R^9$, or lower alkyl which may be substituted by the group R^{11} ;
- 10 R^3 is hydrogen, $-OR^4$, $-COR^4$, $-COOR^4$, $-OCOR^4$, $-CONR^5R^6$, halogen, $-CN$, perfluoroalkyl $-NR^5R^6$, or lower alkyl which may be substituted by $-OR^4$, $-OCOR^4$, or $-NR^5R^6$;
- R^4 is hydrogen,
- 15 lower alkyl which may be substituted by a member of the group (c) consisting of $-OR^8$, $-COOR^7$, $-COR^7$, $-CONR^5R^6$, $-NR^5R^6$, $-SO_2R^7$, $-SO_2NR^5R^6$; or by cycloalkyl, heterocycle, aryl, and heteroaryl, and wherein the cycloalkyl and heterocycle each may be substituted by the group R^{11} and the aryl and heteroaryl each may be substituted by the group R^{12} ,
- 20 cycloalkyl which may be substituted by a member of the group (c) or by lower alkyl, heterocycle, aryl, and heteroaryl, and wherein the lower alkyl and heterocycle each may be substituted by the group R^{11} and the aryl and heteroaryl each may be substituted by the group R^{12} ,
- heterocycle which may be substituted by a member of the group (c) or by
- 25 cycloalkyl, lower alkyl, aryl, and heteroaryl, and wherein the cycloalkyl and lower alkyl each may be substituted by the group R^{11} and the aryl and heteroaryl each may be substituted by the group R^{12} ,
- aryl which may be substituted by a member of the group (d) consisting of $-OR^8$, $-COOR^7$, $-COR^7$, $-CONR^5R^6$, $-NR^5R^6$, $-NO_2$, halogen, perfluoroalkyl, $-SO_2R^7$, $-SO_2NR^5R^6$; or by lower alkyl, cycloalkyl, heterocycle, aryl, and heteroaryl, and wherein the
- 30 lower alkyl, cycloalkyl and heterocycle each may be substituted by the group R^{11} and the aryl and heteroaryl each may be substituted by the group R^{12} , and
- heteroaryl which may be substituted by a member of the group (d) or by
- 35 cycloalkyl, lower alkyl, heterocycle, aryl, and heteroaryl, and wherein the lower alkyl,

cycloalkyl and heterocycle each may be substituted by the group R^{11} and the aryl and heteroaryl each may be substituted by the group R^{12} ;

R^5 and R^6 are each independently

- 5 hydrogen,
 $-\text{COR}^7$,
 $-\text{COOR}^7$,
 $-\text{CONR}^7\text{R}^9$,

- lower alkyl which may be substituted by a member of the group (e)
10 consisting of $-\text{OR}^8$, $-\text{COOR}^7$, $-\text{COR}^7$, $-\text{CONR}^7\text{R}^8$, $-\text{NR}^7\text{R}^8$, $-\text{SO}_2\text{R}^7$, $-\text{SO}_2\text{NR}^7\text{R}^8$; or by
 cycloalkyl, heterocycle, aryl, and heteroaryl, and wherein the cycloalkyl and heterocycle
 each may be substituted by the group R^{11} and the aryl and heteroaryl each may be
 substituted by the group R^{12} ,

- cycloalkyl which may be substituted by a member of the group (e) as
15 defined earlier, or by lower alkyl, heterocycle, aryl, and heteroaryl, and wherein the lower
 alkyl and heterocycle each may be substituted by the group R^{11} and the aryl and heteroaryl
 each may be substituted by the group R^{12} ,

- heterocycle which may be substituted by a member of the group (e) as
 defined earlier, or by cycloalkyl, lower alkyl, aryl, and heteroaryl, and wherein the
20 cycloalkyl and lower alkyl each may be substituted by the group R^{11} and the aryl and
 heteroaryl each may be substituted by the group R^{12} ,

- aryl which may be substituted by a member of the group (f) consisting of
 OR^8 , $-\text{COOR}^7$, $-\text{COR}^7$, $-\text{CONR}^7\text{R}^8$, $-\text{NR}^7\text{R}^8$, $-\text{NO}_2$, halogen, perfluoroalkyl, $-\text{SO}_2\text{R}^7$,
 $-\text{SO}_2\text{NR}^7\text{R}^8$; or by lower alkyl, cycloalkyl, heterocycle, aryl, and heteroaryl, and wherein the
25 lower alkyl, cycloalkyl and heterocycle each may be substituted by the group R^{11} and the
 aryl and heteroaryl each may be substituted by the group R^{12} , and

- heteroaryl which may be substituted by a member of the group (f) as
 defined earlier, or by lower alkyl, cycloalkyl, heterocycle, aryl, and heteroaryl, and wherein
 the lower alkyl, cycloalkyl and heterocycle each may be substituted by the group R^{11} and the
30 aryl and heteroaryl each may be substituted by the group R^{12} ; or alternatively,
 $-\text{NR}^5\text{R}^6$ can form a ring having 3 to 7 atoms, said ring optionally including one or more
 additional hetero atoms and being optionally substituted by lower alkyl, $-\text{OR}^8$,
 $-\text{COR}^7$, $-\text{COOR}^7$, $-\text{CONR}^7\text{R}^9$, or $-\text{NR}^8\text{R}^9$;

- 35 R^7 is hydrogen or lower alkyl which may be substituted by a member of the group
 consisting of cycloalkyl, heterocycle, aryl, heteroaryl, $-\text{OR}^9$, or $-\text{NR}^8\text{R}^9$;

R^8 is hydrogen, $-\text{COR}^9$, $-\text{CONR}^{10}\text{R}^9$, or lower alkyl which may be substituted by R^{11} ;

R^9 and R^{10} are each independently hydrogen or lower alkyl;

5

R^{11} is $-\text{OR}^9$, $-\text{COR}^9$, $-\text{COOR}^9$, $-\text{OCOR}^9$, $-\text{CONR}^9\text{R}^{10}$, $-\text{NR}^9\text{R}^{10}$, $-\text{N}(\text{COR}^9)\text{R}^{10}$, $-\text{SO}_2\text{R}^9$, or $-\text{SO}_2\text{NR}^9\text{R}^{10}$;

R^{12} is $-\text{OR}^9$, $-\text{COR}^9$, $-\text{COOR}^9$, $-\text{OCOR}^9$, $-\text{CONR}^9\text{R}^{10}$, $-\text{NR}^9\text{R}^{10}$, $-\text{N}(\text{COR}^9)\text{R}^{10}$, $-\text{SO}_2\text{R}^9$, $-\text{SO}_2\text{NR}^9\text{R}^{10}$, halogen, $-\text{CN}$, $-\text{NO}_2$, or perfluoroalkyl; and

10

X is $-\text{N}-$ or $-\text{C}-$.

and prodrugs and pharmaceutically active metabolites of compounds of Formula I; and the pharmaceutically acceptable salts of the foregoing compounds.

15

2. A compound of claim 1, wherein

R^1 and R^2 are independently

hydrogen,

$-\text{NR}^5\text{R}^6$,

20

lower alkyl which may be substituted by R^{11} , cycloalkyl, heterocycle, aryl and heteroaryl, wherein the cycloalkyl and heterocycle may be substituted by R^{11} , and the aryl and heteroaryl may be substituted by R^{12} ;

cycloalkyl which may be substituted by R^{11} , lower alkyl, heterocycle, aryl and heteroaryl, wherein the lower alkyl and heterocycle may be substituted by R^{11} , and

25

the aryl and heteroaryl may be substituted by R^{12} ;

heterocycle which may be substituted by R^{11} , lower alkyl, cycloalkyl, aryl and heteroaryl, wherein the lower alkyl and cycloalkyl may be substituted by R^{11} , and the aryl and heteroaryl may be substituted by R^{12} ;

aryl which may be substituted by R^{12} , lower alkyl, cycloalkyl,

30

heterocycle, aryl, and heteroaryl, wherein the lower alkyl, heterocycle and cycloalkyl may be substituted by R^{11} , and the aryl and heteroaryl may be substituted by R^{12} ;

heteroaryl which may be substituted by R^{12} , lower alkyl, cycloalkyl, heterocycle, aryl, and heteroaryl, wherein the lower alkyl, cycloalkyl and heterocycle may be substituted by R^{11} , and the aryl and heteroaryl may be substituted by R^{12} ; or alternatively,

R^1 and R^2 may form a ring having 5 to 7 atoms and optionally being substituted by the group consisting of $-OR^8$, $-COR^7$, $-COOR^7$, $-CONR^7R^9$, $-NR^8R^9$, and lower alkyl which may be substituted by R^{11} .

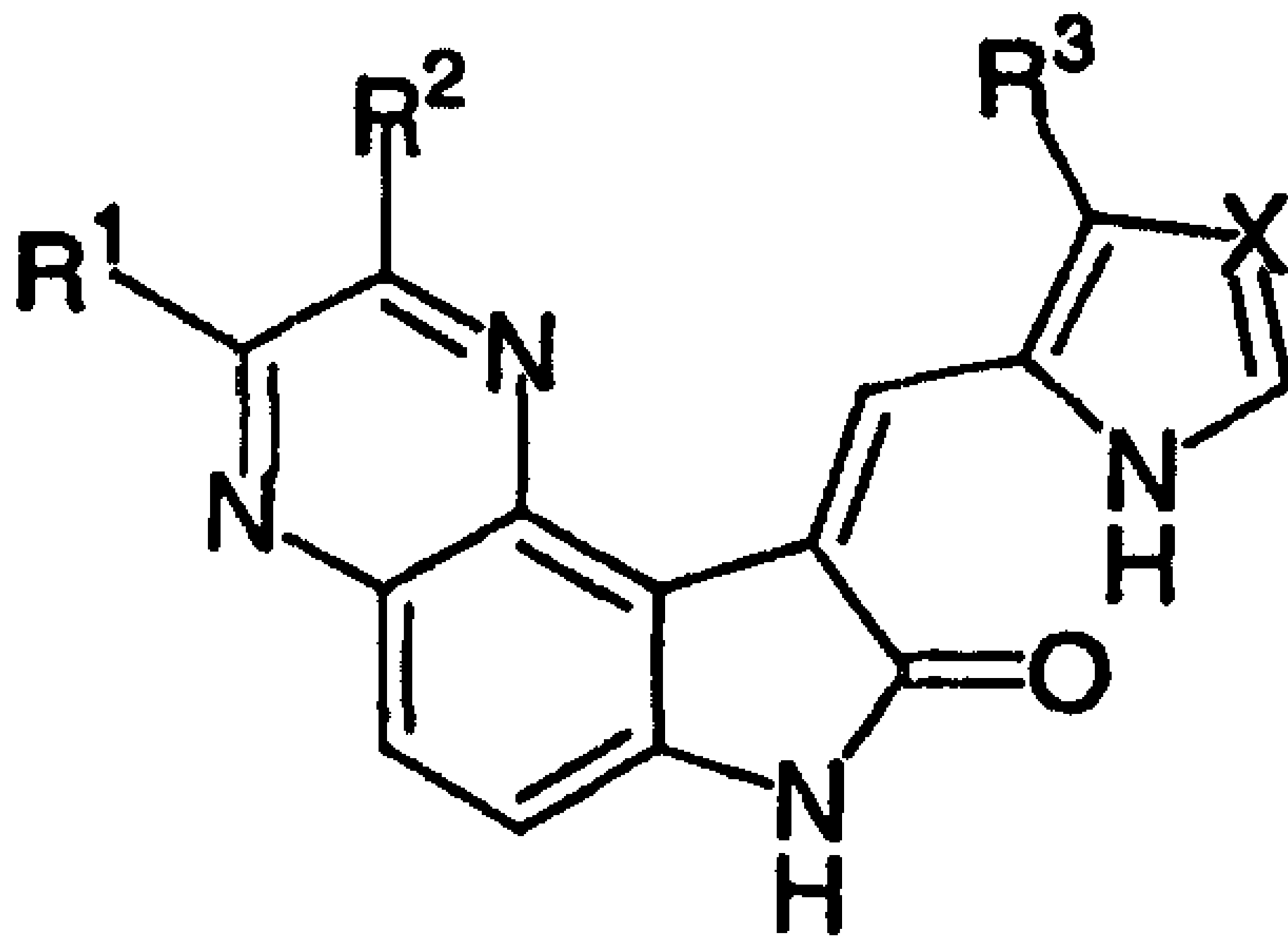
- 5 3. The compound of claim 2 wherein R^3 is hydrogen, $-OR^4$, $-NR^5R^6$, or lower alkyl which may be substituted by the group consisting of $-OR^4$ and $-NR^5R^6$.
4. The compound of claim 2 wherein R^3 is hydrogen, $-OR^9$, or lower alkyl which may be substituted by the group consisting of $-OR^9$ and $-NR^9R^{10}$.
- 10 5. The compound of claim 1, which is (Z)-7,9-Dihydro-2,3-dimethyl-9-[(3-methoxy-1H-pyrrol-2-yl)methylene]-8H-pyrrolo-[3,2-f]quinoxalin-8-one
6. The compound of claim 1, which is (Z)-3-Butyl-7,9-dihydro-9-[(3-methoxy-1H-pyrrol-2-yl)methylene]-2-methyl-8H-pyrrolo[3,2-f]quinoxalin-8-one
- 15 7. The compound of claim 1, which is (Z)-2-butyl-7,9-dihydro-9-[(3-methoxy-1H-pyrrol-2-yl)methylene]-3-methyl-8H-pyrrolo[3,2-f]quinoxalin-8-one
- 20 8. The compound of claim 1, which is (Z)-7,9-Dihydro-9-[(3-methoxy-1H-pyrrol-2-yl)methylene]-2-methyl-3-phenyl-8H-pyrrolo[3,2-f]quinoxalin-8-one
9. The compound of claim 1, which is (Z)-7,9-dihydro-9-[(3-methoxy-1H-pyrrol-2-yl)methylene]-3-methyl-2-phenyl-8H-pyrrolo[3,2-f]quinoxalin-8-one
- 25 10. The compound of claim 1, which is (Z)-7,9-Dihydro-2,3-di-(2-furanyl)-9-[(3-methoxy-1H-pyrrol-2-yl)methylene]-8H-pyrrolo[3,2-f]quinoxalin-8-one
11. The compound of claim 1, which is (Z)-1,3,5,6,7,8-Hexahydro-3-[(3-methoxy-1H-pyrrol-2-yl)methylene]-2H-pyrrolo[3,2-a]phenazin-2-one
- 30 12. A pharmaceutical composition comprising as an active ingredient a compound of any one of claims 1 to 11 and a pharmaceutically acceptable carrier or excipient.

13. A compound of any one of claims 1 to 11 for use as a medicament, particularly for the treatment and/or control of inflammation and neurodegenerative diseases, particularly rheumatoid arthritis, or for treating solid tumors, in particular breast or colon tumors.

- 5 14. The use of a compound of formula I or a pharmaceutically acceptable salt thereof as defined in any one of claims 1 to 11 in the preparation of a medicament containing such compound for the treatment and/or control of inflammation and neurodegenerative diseases, particularly rheumatoid arthritis, or for treating solid tumors, in particular breast or colon tumors

10

15. The invention as described hereinbefore.



(I)