

(19) World Intellectual Property
Organization
International Bureau



(43) International Publication Date
11 November 2004 (11.11.2004)

PCT

(10) International Publication Number
WO 2004/096822 A2

(51) International Patent Classification⁷: **C07H 17/00**

(21) International Application Number:
PCT/US2004/012645

(22) International Filing Date: 23 April 2004 (23.04.2004)

(25) Filing Language: English

(26) Publication Language: English

(30) Priority Data:
60/465,294 25 April 2003 (25.04.2003) US

(74) Agents: **COLLIER, Steven, W.** et al.; Chiron Corporation, Intellectual Property R338, P.O. Box 8097, Emeryville, CA 94662-8097 (US).

(81) Designated States (unless otherwise indicated, for every kind of national protection available): AE, AG, AL, AM, AT, AU, AZ, BA, BB, BG, BR, BW, BY, BZ, CA, CH, CN, CO, CR, CU, CZ, DE, DK, DM, DZ, EC, EE, EG, ES, FI, GB, GD, GE, GH, GM, HR, HU, ID, IL, IN, IS, JP, KE, KG, KP, KR, KZ, LC, LK, LR, LS, LT, LU, LV, MA, MD, MG, MK, MN, MW, MX, MZ, NA, NI, NO, NZ, OM, PG, PH, PL, PT, RO, RU, SC, SD, SE, SG, SK, SL, SY, TJ, TM, TN, TR, TT, TZ, UA, UG, US, UZ, VC, VN, YU, ZA, ZM, ZW.

(71) Applicant (for all designated States except US): **CHIRON CORPORATION** [US/US]; 4560 Horton Street, Emeryville, CA 94608-2916 (US).

(72) Inventors; and

(75) Inventors/Applicants (for US only): **BURGER, Matthew** [US/US]; c/o Chiron Corporation, P.O. Box 8097, Emeryville, CA 94662-8097 (US). **CARROLL, Georgia** [US/US]; c/o Chiron Corporation, P.O. Box 8097, Emeryville, CA 94662-8097 (US). **CHU, Daniel** [US/US]; c/o Chiron Corporation, P.O. Box 8097, Emeryville, CA 94662-8097 (US). **LIN, Xiaodong** [US/US]; c/o Chiron Corporation, P.O. Box 8097, Emeryville, CA 94662-8097 (US). **PLATTNER, Jacob** [US/US]; c/o Chiron Corporation, P.O. Box 8097, Emeryville, CA 94662-8097 (US). **RICO, Alice** [US/US]; c/o Chiron Corporation, P.O. Box 8097, Emeryville, CA 94662-8097 (US).

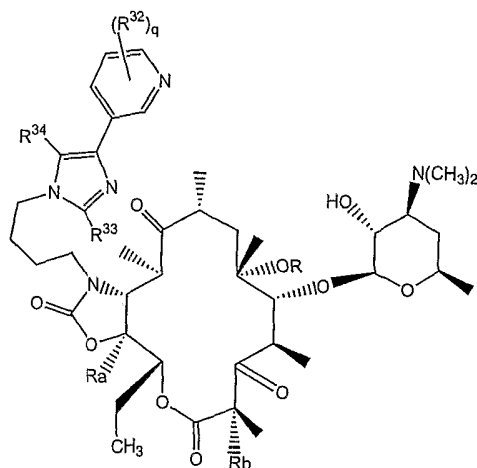
(84) Designated States (unless otherwise indicated, for every kind of regional protection available): ARIPO (BW, GH, GM, KE, LS, MW, MZ, SD, SL, SZ, TZ, UG, ZM, ZW), Eurasian (AM, AZ, BY, KG, KZ, MD, RU, TJ, TM), European (AT, BE, BG, CH, CY, CZ, DE, DK, EE, ES, FI, FR, GB, GR, HU, IE, IT, LU, MC, NL, PL, PT, RO, SE, SI, SK, TR), OAPI (BF, BJ, CF, CG, CI, CM, GA, GN, GQ, GW, ML, MR, NE, SN, TD, TG).

Published:

— without international search report and to be republished upon receipt of that report

For two-letter codes and other abbreviations, refer to the "Guidance Notes on Codes and Abbreviations" appearing at the beginning of each regular issue of the PCT Gazette.

(54) Title: PYRIDYL SUBSTITUTED KETOLIDE ANTIBIOTICS



(XII)

(57) Abstract: Antimicrobial macrolide and ketolide compounds are provided having formulas (XII), as well as pharmaceutically acceptable salts, esters or prodrugs thereof; pharmaceutical compositions comprising such compounds; methods of treating bacterial infections by the administration of such compounds; and processes for the preparation of the compounds.

PYRIDYL SUBSTITUTED KETOLIDE ANTIBIOTICS

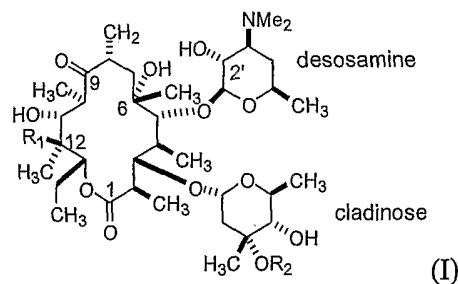
[0001] This application claims priority to U.S. Provisional Application Serial No. 60/465,294 filed on April 25, 2003. The disclosure of the above provisional application is herein incorporated by reference in its entirety and for all purposes as if fully set forth herein.

FIELD OF THE INVENTION

[0002] This invention relates to novel semi-synthetic macrolides, ketolides, and pyridyl substituted ketolides having antibacterial activity. In another aspect, the present invention relates to pharmaceutical compositions comprising these compounds and to a medical method of treatment employing these compositions. More particularly, this invention concerns C₁₂ modified erythromycin macrolides and ketolide derivatives, such as pyridyl substituted ketolides, compositions containing these compounds, methods of producing the compounds and methods of treating bacterial infections.

BACKGROUND OF THE INVENTION

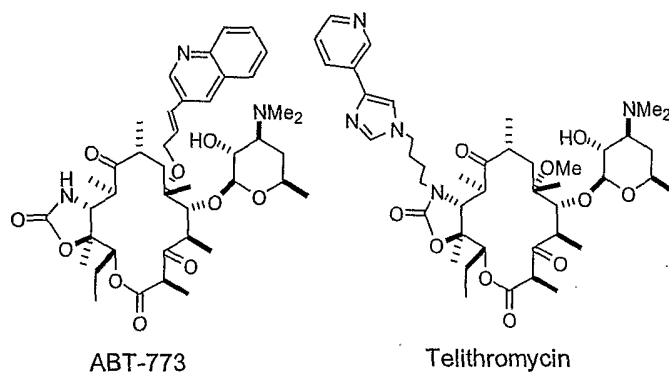
[0003] Erythromycins A through D, represented by formula (I),



Erythromycin	R1	R2
A	-OH	-CH ₃
B	-H	-CH ₃
C	-OH	-H
D	-H	-H

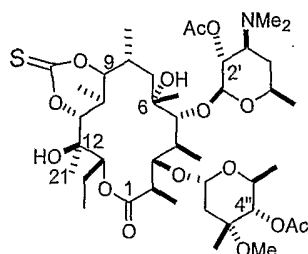
are well-known and potent antibacterial agents, used widely to treat and prevent bacterial infection. As with other antibacterial agents, however, bacterial strains having resistance or insufficient susceptibility to erythromycin have been identified. Also, erythromycin A has only weak activity against Gram-negative bacteria. Therefore, there is a continuing need to identify new erythromycin derivative compounds which possess improved antibacterial activity, which have less potential for developing resistance, which possess Gram-negative activity, or which possess unexpected selectivity against target microorganisms. Consequently, numerous investigators have prepared chemical derivatives of erythromycin in an attempt to obtain analogs having modified or improved profiles of antibiotic activity. For example, the compound 6-OMe erythromycin A, or clarithromycin, has found widespread use. However, even this compound is beginning to lose its effectiveness and other erythromycin derivatives having improved activity are needed. Other 6-O-substituted erythromycin compounds have also been proposed for this purpose. For example, PCT application WO 92/09614, published Jun. 11, 1992, discloses tricyclic 6-O-methylerythromycin A derivatives. U.S. Patent No. 5,444,051 discloses 6-O-substituted-3-oxoerythromycin A derivatives in which the substituents are selected from alkyl, -CONH₂, -CONHC(O)alkyl and -CONHSO₂ alkyl. PCT application WO 97/10251, published Mar. 20, 1997, discloses 6-O-methyl 3-descladinose erythromycin derivatives. European Patent Application 596802, published May 11, 1994, discloses bicyclic 6-O-methyl-3-oxoerythromycin A derivatives.

[0004] More recently, a class of 3-O ketolide erythromycin derivatives have been disclosed in U.S. Patent Nos. 6,147,197 and 5,635,485. Representative lead compounds in this class include, for example ABT-773 disclosed in U.S. Patent Nos. 6,147,197 and telithromycin disclosed in U.S. Patent No. 5,635,485. The structures of these compounds are as follows:

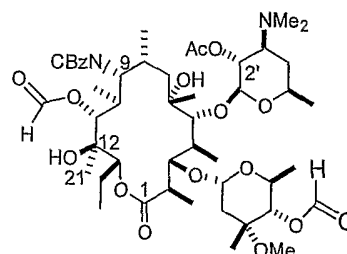


[0005] Other modifications that have shown promise include modifications at C₂, including, for example, those shown in U.S. Patent No. 6,124,269 and International Application Publication No. WO 00/69875, the disclosures of which are incorporated herein by reference.

[0006] Despite much activity in designing 14-membered macrolide derivatives, few examples of modifications at C₁₂ exist, especially with regards to the C₁₂-C₂₁ bond. U.S. Patent No. 4,857,641 (Hauske) discloses that when the C₉-C₁₁ erythromycin positions are protected as cyclic thiocarbonates, the C₁₂ OH can be selectively activated and eliminated over the C₆ OH to give an exocyclic double bond, and the thiocarbonate protecting group can then be removed reductively with NaBH₄. Stereoselective dihydroxylation is disclosed as the sole olefin modification. U.S. Patent No. 5,217,960 (Lartey), discloses that the above C₁₂ exocyclic alkene formation of Hauske can also be effected with a protected amino group at C₉ and a formate ester at C₁₁. However, elimination at C₆ did occur, suggesting that the C₉ amino substituent does not provide as great a steric impediment to C₆ OH activation as does the Hauske C₉ thiocarbonate. The desired C₁₂ olefin could be separated and isolated, and is disclosed as participating in stereoselective epoxidation, dihydroxylation, and hydroboration reactions, wherein all reagents attack the same face of the olefin (top face if the macrolide is drawn as shown above). Of these products, only the epoxide is disclosed as being derivatized by ring opening with alkyl amines. (Ring opening with other nucleophiles is suggested, but only generally, and no specific examples are given). It should be noted that the C₁₂ modified compounds of Hauske and Lartey exhibit minimal antibacterial activity.



Hauske olefin precursor



Larley olefin precursor

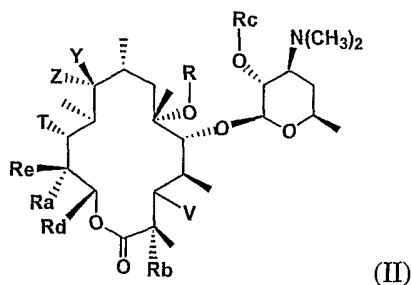
[0007] Efficient strategies for synthetic modifications involving the C₁₂-C₂₁ bond rely, in part, on the ability to selectively differentiate between the aglycon alcohols of erythromycin A. The differentiation appears to be dependent upon the identity of the C₉ substituent, although the order and degree of selectivity can be difficult to predict without further experimentation. For example, the reactivity of the aglycon alcohols generally decrease when comparing C₁₁ to C₆ to C₁₂. However as seen in the Hauske and Larley examples above, the C₁₂ OH can become more reactive than the C₆ OH if the C₉ ketone is modified in a particular manner. Alternatively when the C₉ ketone is functionalized as various oximes (see U.S. Patent No. 6,147,195), the C₆ OH can be selectively alkylated over both C₁₂ and C₁₁. Finally, it has been shown that when erythromycin A is treated with NaBH₄ to form a bis-erythromycin A borate ester followed by alkylation with MeI, selective methylation occurs at C₁₂ over both C₁₁ and C₆ (JOC, 1999, p. 2107).

[0008] Macrolides and ketolides containing non-methyl C₁₂ group have been disclosed in WO 03/004509, which is incorporated by reference herein.

SUMMARY OF THE INVENTION

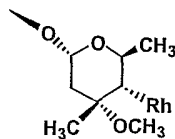
[0009] The present invention provides novel 14 membered macrolide and ketolide antibiotics containing C₁₂ modifications, useful common intermediates for introducing C₁₂ modifications, methods for their synthesis, and methods of use of the compounds for the treatment and/or prophylaxis of diseases, especially bacterial infections.

[0010] In one embodiment, the present invention provides a compound of the following formula (II):



or a pharmaceutically acceptable salt, ester or prodrug thereof, wherein

A. V is -OCOR_x, carbonyl, or a cladinose moiety of the formula:



wherein R_x is H, C₁-C₁₂-alkyl, -O-C₁-C₁₂-alkyl, -N(H)-C₁-C₁₂-alkyl, or -N(C₁-C₁₂-alkyl)₂;

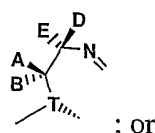
B. either Y and Z taken together define a group X, wherein X is selected from the group consisting of

- (1) =O,
- (2) =N-OH,
- (3) =N-O-R¹, wherein R¹ is selected from the group consisting of
 - (a) C₁-C₁₂-alkyl,
 - (b) C₁-C₁₂-alkyl substituted with alkylalkoxy,
 - (c) C₁-C₁₂-alkyl substituted with aryl,
 - (d) C₁-C₁₂-alkyl substituted with substituted aryl,
 - (e) C₁-C₁₂-alkyl substituted with heteroaryl,
 - (f) C₁-C₁₂-alkyl substituted with substituted heteroaryl,
 - (g) C₃-C₁₂-cycloalkyl, and
 - (h) -Si-(R²)(R³)(R⁴), wherein R², R³, R⁴ are each independently selected from C₁-C₁₂-alkyl and aryl; and
- (4) =N-O-C(R⁵)(R⁶)-O-R¹, wherein R¹ is as previously defined and R⁵ and R⁶ may be the same or different and are each independently selected from the group consisting of

- (a) hydrogen,
- (b) C₁-C₁₂-alkyl,
- (c) C₁-C₁₂-alkyl substituted with aryl,
- (d) C₁-C₁₂-alkyl substituted with substituted aryl,
- (e) C₁-C₁₂-alkyl substituted with heteroaryl, and
- (f) C₁-C₁₂-alkyl substituted with substituted heteroaryl;

or R₅ and R₆ taken together with the atoms to which they are attached form a C₃-C₁₂-cycloalkyl ring; or

Y and Z are =N- when taken together with T to form a moiety of the structure



; or

one of Y and Z is hydrogen and the other is selected from a group consisting of

- (1) hydroxy,
- (2) protected hydroxy, and
- (3) -NR⁷R⁸, wherein R⁷ and R⁸ are independently selected from hydrogen and C₁-C₁₂-alkyl, substituted C₁-C₁₂-alkyl, or R⁷ and R⁸ are taken with the nitrogen atom to which they are connected to form a 3- to 7-membered ring which, when the ring is a 5- to 7-membered ring, may optionally contain a hetero function selected from the group consisting of -O-, -NH-, -N(C₁-C₆-alkyl)-, -N(aryl)-, -N(aryl-C₁-C₆-alkyl)-, -N(substituted-aryl-C₁-C₆-alkyl)-, -N(heteroaryl)-, -N(heteroaryl-C₁-C₆-alkyl)-, -N(substituted-heteroaryl-C₁-C₆-alkyl)-, and -S- or -S(O)_n- wherein n is 1 or 2;

C. T is selected from the group consisting of -O-R_g, -O-, -NH-, -N(W-R_f)-, and -CH(W-R_f)-, wherein

- (1) W is absent or is selected from the group consisting of -O-, -NH-C(O)-, -N=CH-, -NH-, and -CH₂-; and
- (2) R_f is selected from the group consisting of
 - (a) hydrogen,

- (b) C₁-C₁₂-alkyl, C₂-C₁₂-alkenyl, or C₂-C₁₂-alkynyl,
- (c) C₁-C₁₂-alkyl, C₂-C₁₂-alkenyl, or C₂-C₁₂-alkynyl substituted with one or more substituents selected from the group consisting of
 - (i) aryl,
 - (ii) substituted aryl,
 - (iii) heteroaryl,
 - (iv) substituted heteroaryl,
 - (v) hydroxy,
 - (vi) C₁-C₆-alkoxy,
 - (vii) -NR⁷R⁸, wherein R⁷ and R⁸ are as defined previously, and
 - (viii) -M-R⁹, wherein M is selected from the group consisting of:
 - (a) -C(O)-NH-,
 - (b) -NH-C(O)-,
 - (c) -NH-,
 - (d) -N=,
 - (e) -N(CH₃)-,
 - (f) -NH-C(O)-O-,
 - (g) -NH-C(O)-NH-,
 - (h) -O-C(O)-NH-,
 - (i) -O-C(O)-O-,
 - (j) -O-,
 - (k) -S(O)_n-, wherein n is 0, 1, or 2,
 - (l) -C(O)-O-,
 - (m) -O-C(O)-,
 - (n) -C(O)-; and

and R⁹ is selected from the group consisting of:

- (a) C₁-C₁₂-alkyl optionally substituted with a substituent selected from the group consisting of

- (aa) aryl,
 - (bb) substituted aryl,
 - (cc) heteroaryl, and
 - (dd) substituted heteroaryl,
 - (b) aryl,
 - (c) substituted aryl,
 - (d) heteroaryl,
 - (e) substituted heteroaryl, and
 - (f) heterocycloalkyl,
- D. R is selected from the group consisting of
- (1) hydrogen;
 - (2) methyl substituted with a moiety selected from the group consisting of
 - (a) -CN,
 - (b) -F,
 - (c) -CO₂R¹⁰, wherein R¹⁰ is C₁-C₃-alkyl or aryl substituted C₁-C₃-alkyl, or heteroaryl substituted C₁-C₃-alkyl,
 - (d) -S(O)_nR¹⁰-, wherein n is 0, 1, or 2 and R¹⁰ is as previously defined,
 - (e) -NH-C(O)R¹⁰, wherein R¹⁰ is as previously defined,
 - (f) -NH-C(O)NR¹¹R¹², wherein R¹¹ and R¹² are independently selected from hydrogen, C₁-C₃-alkyl, C₁-C₃-alkyl substituted with aryl, substituted aryl, heteroaryl, and substituted heteroaryl,
 - (g) aryl,
 - (h) substituted aryl,
 - (i) heteroaryl, and
 - (j) substituted heteroaryl;
 - (3) alkyl;
 - (4) C₂-C₁₂-alkyl substituted with one or more substituents selected from the group consisting of
 - (a) halogen,

- (b) hydroxy,
- (c) C₁-C₃-alkoxy,
- (d) C₁-C₃-alkoxy-C₁-C₃-alkoxy,
- (e) oxo,
- (f) -O-SO₂ -(substituted C₁-C₆-alkyl),
- (g) -N₃,
- (h) -CHO,
- (i) -NR¹³R¹⁴, wherein R¹³ and R¹⁴ may be the same or different and are independently selected from the group consisting of
 - (i) hydrogen,
 - (ii) C₁-C₁₂-alkyl,
 - (iii) substituted C₁-C₁₂-alkyl,
 - (iv) C₂-C₁₂-alkenyl,
 - (v) substituted C₂-C₁₂-alkenyl,
 - (vi) C₂-C₁₂-alkynyl,
 - (vii) substituted C₂-C₁₂-alkynyl,
 - (viii) aryl,
 - (ix) C₃-C₈-cycloalkyl,
 - (x) substituted C₃-C₈-cycloalkyl,
 - (xi) substituted aryl,
 - (xii) heterocycloalkyl,
 - (xiii) substituted heterocycloalkyl,
 - (xiv) C₁-C₁₂-alkyl substituted with aryl,
 - (xv) C₁-C₁₂-alkyl substituted with substituted aryl,
 - (xvi) C₁-C₁₂-alkyl substituted with heterocycloalkyl,
 - (xvii) C₁-C₁₂-alkyl substituted with substituted heterocycloalkyl,
 - (xviii) C₁-C₁₂-alkyl substituted with C₃-C₈-cycloalkyl,
 - (xix) C₁-C₁₂-alkyl substituted with substituted C₃-C₈-cycloalkyl,
 - (xx) heteroaryl,

(xxi) substituted heteroaryl,
 (xxii) C₁-C₁₂-alkyl substituted with heteroaryl, and
 (xxiii) C₁-C₁₂-alkyl substituted with substituted heteroaryl;
 or R¹³ and R¹⁴ are taken together with the atom to which they are attached to form a 3- to 10-membered heterocycloalkyl ring which may optionally be substituted with one or more substituents independently selected from the group consisting of

- (i) halogen,
- (ii) hydroxy,
- (iii) C₁-C₃-alkoxy,
- (iv) C₁-C₃-alkoxy-C₁-C₃-alkoxy,
- (v) oxo,
- (vi) C₁-C₃-alkyl,
- (vii) halo-C₁-C₃-alkyl, and
- (viii) C₁-C₃-alkoxy-C₁-C₃-alkyl;
- (j) -CO₂R¹⁰, wherein R¹⁰ is as previously defined,
- (k) -C(O)NR¹¹R¹², wherein R¹¹ and R¹² are as previously defined,
- (l) =N-O-R¹⁰, wherein R¹⁰ is as previously defined,
- (m) -CN,
- (n) -O-S(O)_nR¹⁰, wherein n is 0, 1, or 2 and R¹⁰ is as previously defined,
- (o) aryl,
- (p) substituted aryl,
- (q) heteroaryl,
- (r) substituted heteroaryl,
- (s) C₃-C₈-cycloalkyl,
- (t) substituted C₃-C₈-cycloalkyl,
- (u) C₁-C₁₂-alkyl substituted with heteroaryl,
- (v) heterocycloalkyl,
- (w) substituted heterocycloalkyl,
- (x) -NH-C(O)R¹⁰, wherein R¹⁰ is as previously defined,

- (y) $\text{-NH-C(O)NR}^{11}\text{R}^{12}$, wherein R^{11} and R^{12} are as previously defined,
 - (z) $\text{=N-NR}^{13}\text{R}^{14}$, wherein R^{13} and R^{14} are as previously defined,
 - (aa) =N-R^9 , wherein R^9 is as previously defined,
 - (bb) =N-NH-C(O)R^{10} , wherein R^{10} is as previously defined, and
 - (cc) $\text{=N-NH-C(O)NR}^{11}\text{R}^{12}$, wherein R^{11} and R^{12} are as previously defined;
- (5) C_3 -alkenyl substituted with a moiety selected from the group consisting of
- (a) halogen,
 - (b) -CHO ,
 - (c) $\text{-CO}_2\text{R}^{10}$, wherein R^{10} is as previously defined,
 - (d) $\text{-C(O)NR}^{11}\text{R}^{12}$, wherein R^{11} and R^{12} are as previously defined,
 - (e) -C(O)R^9 , wherein R^9 is as previously defined,
 - (f) -CN ,
 - (g) aryl,
 - (h) substituted aryl,
 - (i) heteroaryl,
 - (j) substituted heteroaryl,
 - (k) C_3 - C_8 -cycloalkyl, and
 - (l) C_1 - C_{12} -alkyl substituted with heteroaryl;
- (6) C_4 - C_{10} -alkenyl;
- (7) C_4 - C_{10} -alkenyl substituted with one or more substituents selected from the group consisting of
- (a) halogen,
 - (b) C_1 - C_3 -alkoxy,
 - (c) oxo,
 - (d) -CHO ,
 - (e) $\text{-CO}_2\text{R}^{10}$, wherein R^{10} is as previously defined,
 - (f) $\text{-C(O)NR}^{11}\text{R}^{12}$, wherein R^{11} and R^{12} are as previously defined,
 - (g) $\text{-NR}^{13}\text{R}^{14}$, wherein R^{13} and R^{14} are as previously defined,

- (h) $=N-O-R^{10}$, wherein R^{10} is as previously defined,
 - (i) $-CN$,
 - (j) $-O-S(O)_nR^{10}$, wherein n is 0, 1, or 2 and R^{10} is as previously defined,
 - (k) aryl,
 - (l) substituted aryl,
 - (m) heteroaryl,
 - (n) substituted heteroaryl,
 - (o) C_3-C_8 -cycloalkyl,
 - (p) C_1-C_{12} -alkyl substituted with substituted heteroaryl,
 - (q) $-NH-C(O)R^{10}$, wherein R^{10} is as previously defined,
 - (r) $-NH-C(O)NR^{11}R^{12}$, wherein R^{11} and R^{12} are as previously defined,
 - (s) $=N-NR^{13}R^{14}$, wherein R^{13} and R^{14} are as previously defined,
 - (t) $=N-R^9$, wherein R^9 is as previously defined,
 - (u) $=N-NH-C(O)R^{10}$, wherein R^{10} is as previously defined, and
 - (v) $=N-NH-C(O)NR^{11}R^{12}$, wherein R^{11} and R^{12} are as previously defined;
 - (8) C_3-C_{10} -alkynyl;
 - (9) C_3-C_{10} -alkynyl substituted with one or more substituents selected from the group consisting of
 - (a) trialkylsilyl,
 - (b) aryl,
 - (c) substituted aryl,
 - (d) heteroaryl, and
 - (e) substituted heteroaryl; and
 - (10) $-C(O)NR^7R^8$ where R^7 and R^8 are previously defined;
- E. R_a is selected from a group consisting of
- (1) hydrogen;
 - (2) C_1 alkyl further substituted with a one or more substituents selected from a group consisting of

- (a) hydroxyl,
 - (b) halogen,
 - (c) thiol, which can be further substituted with and alkyl or substituted alkyl group
 - (d) C₁-C₁₂-alkyl, which can be further substituted by halogen, hydroxyl alkoxy, or amino,
 - (e) C₁-C₃-alkoxy,
 - (f) C₁-C₃-thioalkoxy,
 - (g) amino,
 - (h) alkylamino,
 - (i) dialkylamino,
 - (j) -CN,
 - (k) -NO₂,
 - (l) -CONH₂,
 - (m) -COOH,
 - (n) -CO₂R¹⁰, wherein R¹⁰ is as previously defined,
 - (o) -N₃,
 - (p) =N-O-R¹⁰, wherein R¹⁰ is as previously defined,
 - (q) =N-R⁹, wherein R⁹ is as previously defined,
 - (r) =N-NR¹³R¹⁴, wherein R¹³ and R¹⁴ are as previously defined,
 - (s) =N-NH-C(O)R¹⁰, wherein R¹⁰ is as previously defined, and
 - (t) =N-NH-C(O)NR¹¹R¹², wherein R¹¹ and R¹² are as previously defined;
- (3) C₂-C₄-alkenyl, which can be further substituted with C₁-C₁₂-alkyl and one or more halo groups;
 - (4) C₂-C₄-alkynyl, which can be further substituted with C₁-C₁₂-alkyl and one or more halo groups;
 - (5) aryl, which can be further substituted with C₁-C₁₂-alkyl and one or more halo groups;
 - (6) -CHO;
 - (7) -CO₂H;

- (8) -CN;
- (9) $-\text{CO}_2\text{R}^{10}$, wherein R^{10} is as previously defined;
- (10) $-\text{C}(\text{O})\text{NR}^{11}\text{R}^{12}$, wherein R^{11} and R^{12} are as previously defined;
- (11) $-\text{C}(\text{O})\text{R}^9$ wherein R^9 is as previously defined; and
- (12) thioester;

with the proviso that in formula II, when Z is amino or substituted amino, then Ra can not be $-\text{CH}_2\text{OH}$, $-\text{NR}^4\text{R}^6$, or $-(\text{CH}_2)_n\text{NR}^4\text{R}^6$, wherein R^4 and R^6 are selected from the group consisting of hydrogen, loweralkyl, and arylalkyl;

- F. Rb is hydrogen, halogen, or $\text{C}_1\text{-C}_{12}$ -alkyl, which can be further substituted by one or more halo groups, or Rb can be taken together with V to form a double bond;
- G. Rc is hydrogen or a hydroxy protecting group;
- H. Rd is selected from the group consisting of
 - (1) $\text{C}_1\text{-C}_{12}$ -alkyl,
 - (2) $\text{C}_1\text{-C}_{12}$ -alkyl substituted with one or more substituents selected from the group consisting of
 - (a) halogen,
 - (b) hydroxy, and
 - (c) $\text{C}_1\text{-C}_3$ -alkoxy,
 - (3) $\text{C}_3\text{-C}_7$ -cycloalkyl,
 - (4) $\text{C}_2\text{-C}_4$ -alkenyl, and
 - (5) $\text{C}_2\text{-C}_4$ -alkynyl;
- I. Re is hydroxyl, amino, or alkylamino; or Re and Ra may be taken together to form an epoxide, a carbonyl, an olefin, or a substituted olefin; or Re and Ra when taken together with the atom to which they are attached form a spiro ring consisting of $\text{C}_3\text{-C}_7$ -carbocyclic, carbonate or carbamate wherein the nitrogen atom can be unsubstituted or substituted with an alkyl group; or Re and T when taken together with the carbon atoms to which they are attached form a ring of the structure

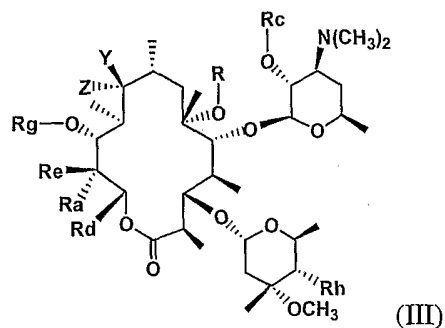


wherein L is methylene or carbonyl and P is -O-, -NH- or -NR¹-, wherein R¹ is as previously defined; provided that when L is methylene, T is -O- and P is -O-;

- J. Rg is hydrogen or R, wherein R is as previously defined; or Rg may be taken together with Y, separated by a linker of the formula -C(=O)- or -C(CH₃)₂-, to form a cyclic moiety;
- K. Rh is selected from the group consisting of
- (1) hydrogen,
 - (2) -ORj, wherein Rj is hydrogen or a hydroxy protecting group,
 - (3) halogen,
 - (4) OC(O)NHRi, wherein Ri is selected from a group consisting of
 - (a) C₁-C₄ alkyl,
 - (b) C₁-C₄ aminoalkyl, wherein the amino group is substituted with one or two groups independently selected from
 - (i) C₁-C₄ alkyl,
 - (ii) C₁-C₄ alkyl substituted with halogen,
 - (iii) C₁-C₄ alkyl substituted with alkoxy,
 - (iv) C₁-C₄ alkyl substituted with hydroxyl,
 - (v) C₁-C₄ alkyl substituted with aryl,
 - (vi) C₁-C₄ alkyl substituted with substituted aryl,
 - (vii) C₁-C₄ alkyl substituted with heteroaryl,
 - (viii) C₁-C₄ alkyl substituted with substituted heteroaryl,
 - (ix) C₃-C₆ cycloalkyl; and
- L. A, B, D, and E are independently selected from the group consisting of
- (1) hydrogen;
 - (2) C₁-C₆-alkyl optionally substituted with one or more substituents selected from the group consisting of
 - (a) aryl,
 - (b) substituted aryl,
 - (c) heteroaryl,
 - (d) substituted heteroaryl,

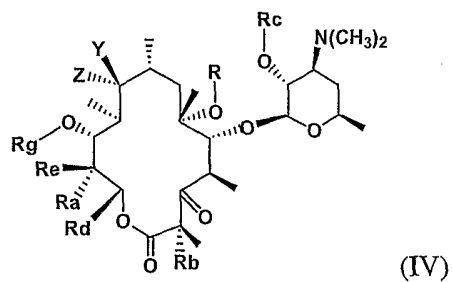
- (e) heterocycloalkyl,
 - (f) hydroxy,
 - (g) C₁-C₆-alkoxy,
 - (h) halogen selected from the group consisting of Br, Cl, F, and I,
and
 - (i) -NR⁷R⁸, wherein R⁷ and R⁸ are as previously defined;
- (3) C₃-C₇-cycloalkyl;
 - (4) aryl;
 - (5) substituted aryl;
 - (6) heteroaryl;
 - (7) substituted heteroaryl;
 - (8) heterocycloalkyl; and
 - (9) a group selected from option (L)(2) above further substituted with -M-R⁹, wherein M and R⁹ are as previously defined; or any one pair of substituents, consisting of AB, AD, AE, BD, BE, or DE, is taken together with the atom or atoms to which they are attached to form a 3- to 7-membered ring optionally containing a hetero function selected from the group consisting of -O-, -NH-, -N(C₁-C₆-alkyl)-, -N(aryl-C₁-C₆-alkyl)-, -N(substituted-aryl-C₁-C₆-alkyl)-, -N(heteroaryl-C₁-C₆-alkyl)-, -N(substituted-heteroaryl-C₁-C₆-alkyl)-, -S- or -S(O)_n, wherein n is 1 or 2, -C(O)-NH, -C(O)-NR¹², wherein R¹² is as previously defined, -NH-C(O)-, -NR¹²-C(O)-, wherein R¹² is as previously defined, and -C(=NH)-NH-;
- with the provision that at least two of A, B, D, and E are hydrogen.

[0011] In another embodiment, the present invention provides a compound of formula (II) above having the structure of the following formula (III):



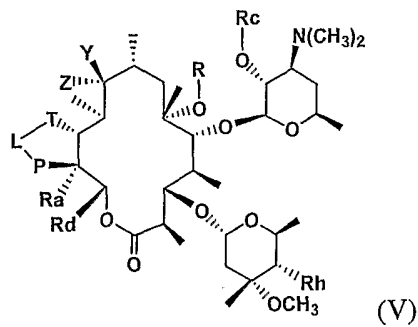
or a pharmaceutically acceptable salt, ester or prodrug thereof, wherein Y, Z, R, Ra, Rc, Rd, Re, Rg, and Rh have the meanings defined above.

[0012] In another embodiment, the present invention provides a compound of formula (II) above having the structure of the following formula (IV):



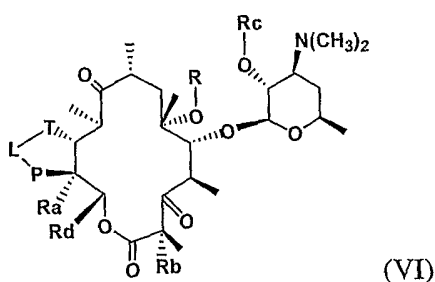
or a pharmaceutically acceptable salt, ester or prodrug thereof, wherein Y, Z, R, Ra, Rb, Rc, Rd, Re, and Rg have the meanings defined above.

[0013] In another embodiment, the present invention provides a compound of formula (II) above having the structure of the following formula (V):



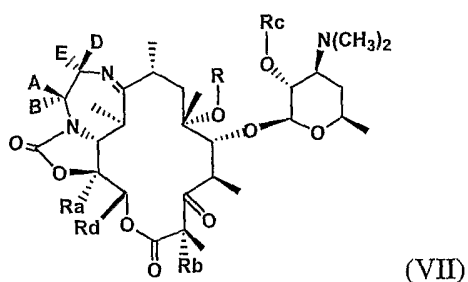
or a pharmaceutically acceptable salt, ester or prodrug thereof, wherein L, P, T, Y, Z, R, Ra, Rc, Rd, and Rh have the meanings defined above.

[0014] In another embodiment, the present invention provides a compound of formula (II) above having the structure of the following formula (VI):



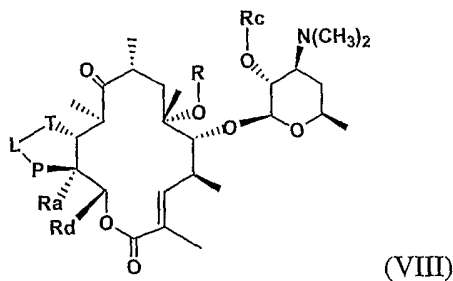
or a pharmaceutically acceptable salt, ester or prodrug thereof, wherein L, P, T, R, Ra, Rb, Rc, and Rd have the meanings defined above.

[0015] In another embodiment, the present invention provides a compound of formula (II) above having the structure of the following formula (VII):



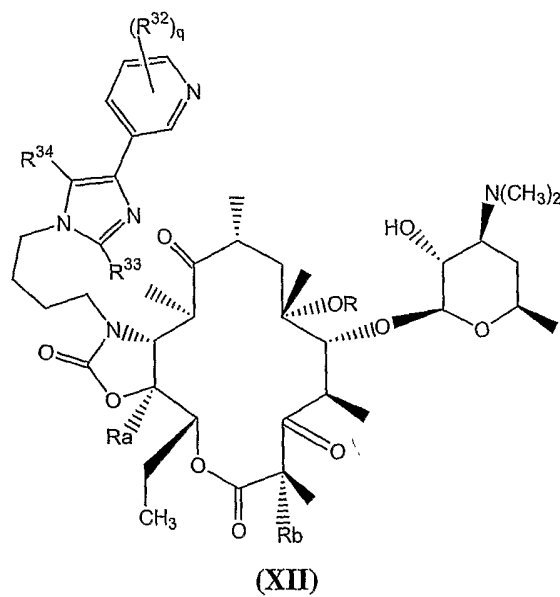
or a pharmaceutically acceptable salt, ester or prodrug thereof, wherein A, B, D, E, R, Ra, Rb, Rc, and Rd have the meanings defined above.

[0016] In another embodiment, the present invention provides a compound of formula (II) above having the structure of the following formula (VIII):



or a pharmaceutically acceptable salt, ester or prodrug thereof, wherein L, P, T, R, R_a, R_c, and R_d have the meanings defined above.

[0017] In yet another embodiment, the present invention provides a compound of the following formula (XII):



or a pharmaceutically acceptable salt, ester or prodrug thereof, wherein

- A. R is selected from the group consisting of
- (1) hydrogen;
 - (2) methyl substituted with a moiety selected from the group consisting of
 - (a) -CN,
 - (b) -F,

- (c) $-\text{CO}_2\text{R}^{10}$, wherein R^{10} is C_1 - C_3 -alkyl or aryl substituted with C_1 - C_3 -alkyl, or heteroaryl substituted with C_1 - C_3 -alkyl,
 - (d) $-\text{S}(\text{O})_n\text{R}^{10}$, wherein n is 0, 1, or 2 and R^{10} is as previously defined,
 - (e) $-\text{NH}-\text{C}(\text{O})\text{R}^{10}$, wherein R^{10} is as previously defined,
 - (f) $-\text{NH}-\text{C}(\text{O})\text{NR}^{11}\text{R}^{12}$, wherein R^{11} and R^{12} are independently selected from hydrogen, C_1 - C_3 -alkyl, C_1 - C_3 -alkyl substituted with aryl, substituted aryl, heteroaryl, and substituted heteroaryl,
 - (g) aryl,
 - (h) substituted aryl,
 - (i) heteroaryl, and
 - (j) substituted heteroaryl;
- (3) C_1 - C_{12} alkyl;
- (4) C_2 - C_{12} -alkyl substituted with one or more substituents selected from the group consisting of
- (a) halogen,
 - (b) hydroxy,
 - (c) C_1 - C_3 -alkoxy,
 - (d) C_1 - C_3 -alkoxy- C_1 - C_3 -alkoxy,
 - (e) oxo,
 - (f) $-\text{O}-\text{SO}_2$ -(substituted C_1 - C_6 -alkyl),
 - (g) $-\text{N}_3$,
 - (h) $-\text{CHO}$,
 - (i) $-\text{NR}^{13}\text{R}^{14}$, wherein R^{13} and R^{14} are selected from the group consisting of
 - (i) hydrogen,
 - (ii) C_1 - C_{12} -alkyl,
 - (iii) substituted C_1 - C_{12} -alkyl,
 - (iv) C_2 - C_{12} -alkenyl,
 - (v) substituted C_2 - C_{12} -alkenyl,

- (vi) C₂-C₁₂-alkynyl,
- (vii) substituted C₂-C₁₂-alkynyl,
- (viii) aryl,
- (ix) C₃-C₈-cycloalkyl,
- (x) substituted C₃-C₈-cycloalkyl,
- (xi) substituted aryl,
- (xii) C₃-C₁₂-heterocycloalkyl,
- (xiii) substituted C₃-C₁₂-heterocycloalkyl,
- (xiv) C₁-C₁₂-alkyl substituted with aryl,
- (xv) C₁-C₁₂-alkyl substituted with substituted aryl,
- (xvi) C₁-C₁₂-alkyl substituted with C₃-C₁₂-heterocycloalkyl,
- (xvii) C₁-C₁₂-alkyl substituted with substituted C₃-C₁₂-heterocycloalkyl,
- (xviii) C₁-C₁₂-alkyl substituted with C₃-C₈-cycloalkyl,
- (xix) C₁-C₁₂-alkyl substituted with substituted C₃-C₈-cycloalkyl,
- (xx) heteroaryl,
- (xxi) substituted heteroaryl,
- (xxii) C₁-C₁₂-alkyl substituted with heteroaryl, and
- (xxiii) C₁-C₁₂-alkyl substituted with substituted heteroaryl;

or R¹³ and R¹⁴ are taken together with the atom to which they are attached to form a 3- to 10-membered heterocycloalkyl ring which may optionally be substituted with one or more substituents independently selected from the group consisting of

- (i) halogen,
- (ii) hydroxy,
- (iii) C₁-C₃-alkoxy,
- (iv) C₁-C₃-alkoxy-C₁-C₃-alkoxy,

- (v) oxo,
- (vi) C₁-C₃-alkyl,
- (vii) halo-C₁-C₃-alkyl, and
- (viii) C₁-C₃-alkoxy-C₁-C₃-alkyl;
- (j) -CO₂R¹⁰, wherein R¹⁰ is as previously defined,
- (k) -C(O)NR¹¹R¹², wherein R¹¹ and R¹² are as previously defined,
- (l) =N-O-R¹⁰, wherein R¹⁰ is as previously defined,
- (m) -CN,
- (n) -O-S(O)_nR¹⁰ wherein n is 0, 1, or 2 and R¹⁰ is as previously defined,
- (o) aryl,
- (p) substituted aryl,
- (q) heteroaryl,
- (r) substituted heteroaryl,
- (s) C₃-C₈-cycloalkyl,
- (t) substituted C₃-C₈-cycloalkyl,
- (u) C₁-C₁₂-alkyl substituted with heteroaryl,
- (v) C₃-C₁₂-heterocycloalkyl,
- (w) substituted C₃-C₁₂-heterocycloalkyl,
- (x) -NH-C(O)R¹⁰, wherein R¹⁰ is as previously defined,
- (y) -NH-C(O)NR¹¹R¹², wherein R¹¹ and R¹² are as previously defined,
- (z) =N-NR¹³R¹⁴, wherein R¹³ and R¹⁴ are as previously defined,
- (aa) =N-R⁹, wherein R⁹ is selected from the group consisting of:
 - (i) C₁-C₁₂-alkyl optionally substituted with a substituent selected from the group consisting of
 - (a) aryl,
 - (b) substituted aryl,
 - (c) heteroaryl, and

- (d) substituted heteroaryl,
 - (ii) aryl,
 - (iii) substituted aryl,
 - (iv) heteroaryl,
 - (v) substituted heteroaryl, and
 - (vi) C₃-C₁₂-heterocycloalkyl,
 - (bb) =N-NH-C(O)R¹⁰, wherein R¹⁰ is as previously defined, and
 - (cc) =N-NH-C(O)NR¹¹R¹², wherein R¹¹ and R¹² are as previously defined;
- (5) C₃-alkenyl substituted with a moiety selected from the group consisting of
- (a) hydrogen,
 - (b) halogen,
 - (c) -CHO,
 - (d) -CO₂R¹⁰, wherein R¹⁰ is as previously defined,
 - (e) -C(O)NR¹¹R¹², wherein R¹¹ and R¹² are as previously defined,
 - (f) -C(O)R⁹, wherein R⁹ is as previously defined,
 - (g) -CN,
 - (h) aryl,
 - (i) substituted aryl,
 - (j) heteroaryl,
 - (k) substituted heteroaryl,
 - (l) -C₃-C₈-cycloalkyl, and
 - (m) -C₁-C₁₂-alkyl substituted with heteroaryl;
- (6) C₄-C₁₀-alkenyl;
- (7) C₄-C₁₀-alkenyl substituted with one or more substituents selected from the group consisting of
- (a) halogen,
 - (b) -C₁-C₃-alkoxy,
 - (c) oxo,

- (d) $-\text{CHO}$,
- (e) $-\text{CO}_2\text{R}^{10}$, wherein R^{10} is as previously defined,
- (f) $-\text{C}(\text{O})\text{NR}^{11}\text{R}^{12}$, wherein R^{11} and R^{12} are as previously defined,
- (g) $-\text{NR}^{13}\text{R}^{14}$, wherein R^{13} and R^{14} are as previously defined,
- (h) $=\text{N}-\text{O}-\text{R}^{10}$, wherein R^{10} is as previously defined,
- (i) $-\text{CN}$,
- (j) $-\text{O}-\text{S}(\text{O})_n\text{R}^{10}$, wherein n is 0, 1, or 2 and R^{10} is as previously defined,
- (k) aryl,
- (l) substituted aryl,
- (m) heteroaryl,
- (n) substituted heteroaryl,
- (o) $-\text{C}_3-\text{C}_8$ -cycloalkyl,
- (p) $-\text{C}_1-\text{C}_{12}$ -alkyl substituted with substituted heteroaryl,
- (q) $-\text{NH}-\text{C}(\text{O})\text{R}^{10}$, wherein R^{10} is as previously defined,
- (r) $-\text{NH}-\text{C}(\text{O})\text{NR}^{11}\text{R}^{12}$, wherein R^{11} and R^{12} are as previously defined,
- (s) $=\text{N}-\text{NR}^{13}\text{R}^{14}$, wherein R^{13} and R^{14} are as previously defined,
- (t) $=\text{N}-\text{R}^9$, wherein R^9 is as previously defined,
- (u) $=\text{N}-\text{NH}-\text{C}(\text{O})\text{R}^{10}$, wherein R^{10} is as previously defined, and
- (v) $=\text{N}-\text{NH}-\text{C}(\text{O})\text{NR}^{11}\text{R}^{12}$, wherein R^{11} and R^{12} are as previously defined;
- (8) C_3-C_{10} -alkynyl;
- (9) C_3-C_{10} -alkynyl substituted with one or more substituents selected from the group consisting of
 - (a) C_1-C_{12} -trialkylsilyl,
 - (b) aryl,
 - (c) substituted aryl,

- (d) heteroaryl, and
- (e) substituted heteroaryl; and
- (10) $C(O)NR^7R^8$, wherein R^7 and R^8 are independently selected from hydrogen, C_1 - C_{12} -alkyl, and substituted C_1 - C_{12} -alkyl, or R^7 and R^8 are taken with the nitrogen atom to which they are connected to form a 3- to 7-membered ring which, when the ring is a 5- to 7-membered ring, may optionally contain a hetero function selected from the group consisting of $-O-$, $-NH$, $-N(C_1-C_6-alkyl)-$, $-N(aryl)-$, $-N(aryl-C_1-C_6-alkyl)-$, $-N(substituted\ aryl-C_1-C_6-alkyl)-$, $-N(heteroaryl)-$, $-N(heteroaryl-C_1-C_6-alkyl)-$, $-N(substituted\ heteroaryl-C_1-C_6-alkyl)-$, and $-S-$ or $-S(O)_n-$ wherein n is 1 or 2;

B. R_a is selected from the group consisting of

- (1) hydrogen;
- (2) C_1 alkyl further substituted with one or more substituents selected from the group consisting of
 - (a) hydroxyl,
 - (b) halogen,
 - (c) thiol, which can be further substituted with an C_1 - C_{12} -alkyl or substituted C_1 - C_{12} -alkyl group,
 - (d) C_1 - C_{12} -alkyl, which can be further substituted by halogen, hydroxyl, C_1 - C_{12} -alkoxy, or amino,
 - (e) C_1 - C_3 -alkoxy,
 - (f) C_1 - C_3 -thioalkoxy,
 - (g) amino,
 - (h) C_1 - C_{12} -alkylamino,
 - (i) C_1 - C_{12} -dialkylamino,
 - (j) $-CN$,
 - (k) $-NO_2$,
 - (l) $-CONH_2$,
 - (m) $-COOH$,
 - (n) $-CO_2R^{10}$, wherein R^{10} is as previously defined,

- (o) $-N_3$,
- (p) $=N-O-R^{10}$, wherein R^{10} is as previously defined,
- (q) $=N-R^9$, wherein R^9 is as previously defined,
- (r) $=N-NR^{13}R^{14}$, wherein R^{13} and R^{14} are as previously defined,
- (s) $=N-NH-C(O)R^{10}$, wherein R^{10} is as previously defined, and
- (t) $=N-NH-C(O)NR^{11}R^{12}$, wherein R^{11} and R^{12} are as previously defined;
- (3) C_2-C_4 -alkenyl, which can be further substituted with C_1-C_{12} -alkyl and one or more halogen groups;
- (4) C_2-C_4 -alkynyl, which can be further substituted with C_1-C_{12} -alkyl and one or more halogen groups;
- (5) aryl, which can be further substituted with C_1-C_{12} -alkyl and one or more halogen groups;
- (6) $-CHO$;
- (7) $-CO_2H$;
- (8) $-CN$;
- (9) $-CO_2R^{10}$, wherein R^{10} is as previously defined;
- (10) $-C(O)NR^{11}R^{12}$, wherein R^{11} and R^{12} are as previously defined;
- (11) $-C(O)R^9$, wherein R^9 is as previously defined; and
- (12) thioester;
- C. Rb is hydrogen, halogen, C_1-C_{12} alkyl, substituted C_1-C_{12} -alkyl, or C_1-C_{12} -alkyl further substituted with one or more halogen groups;
- D. Each R^{32} is independently selected from the group consisting of a free, salified, esterified and amidified
 - (1) carboxyl, hydroxyl, halogen, $-NO_2$, $-CN$, C_1-C_{12} -alkyl, C_3-C_{12} -cycloalkyl, C_2-C_{12} -alkenyl, C_2-C_{12} -alkynyl, O-alkyl, O-alkenyl, O-alkynyl, S-alkyl, S-alkenyl, S-alkynyl, N-alkyl, N-alkenyl, and N-alkynyl of up to 12 carbon atoms optionally substituted by one or more halogens;
 - (2) $-NR^{21}(R^{22})$,

- wherein R^{21} and R^{22} are individually hydrogen or C_1 - C_{12} -alkyl;
- (3) $-C(O)R^{23}$,
wherein R^{23} is C_1 - C_{12} -alkyl; and
- (4) optionally substituted heteroaryl, O-aryl, S-aryl, and O-substituted- C_1 - C_{12} alkyl, or S-substituted- C_1 - C_{12} alkyl;
- E. q is 0, 1, 2, 3, or 4; and
- F. R^{33} and R^{34} are independently selected from the group consisting of hydrogen, halogen, C_1 - C_{12} alkyl, and substituted C_1 - C_{12} -alkyl;
with the proviso that when q is 0, then R^{33} and R^{34} are not both hydrogen;
with the proviso that when R_a is ethyl, and R^{33} and R^{34} are hydrogen, then R^{32} is not 6-fluoro; and
with the proviso that when R_a is $-CH=CH_2$, and R^{33} and R^{34} are hydrogen, then R^{32} is not 6-methyl.

[0018] The present invention also provides pharmaceutical compositions which comprise a therapeutically effective amount of a compound as defined above in combination with a pharmaceutically acceptable carrier.

[0019] The invention further provides a method of treating bacterial infections in a patient in need thereof comprising administering a therapeutically effective amount of a compound of the invention as defined above to the patient, together with a pharmaceutically acceptable carrier. Patients include mammals such as humans, cats, or dogs.

[0020] The invention also provides for the use of a compound of the invention as described above in the manufacture of a medicament for the treatment or prophylaxis of bacterial infections.

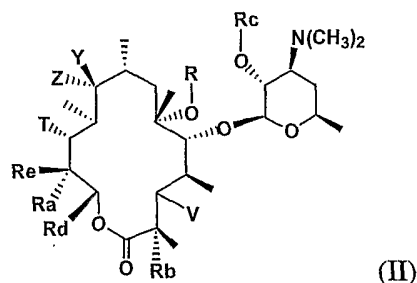
[0021] In a further aspect of the present invention are provided processes for the preparation of macrolide derivatives of Formulas (II), (III), (IV), (V), (VI), (VII), (VIII) and (XII), above.

DETAILED DESCRIPTION OF THE PREFERRED EMBODIMENT

ABBREVIATIONS

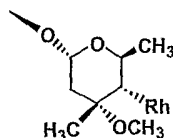
[0022] Abbreviations which have been used in the descriptions of the scheme and the examples that follow are: Ac for acetyl; AcOH for acetic acid; AIBN for azobisisobutyronitrile; Bu₃SnH for tributyltin hydride; CDI for carbonyldiimidazole; DBU for 1,8-diazabicyclo[5.4.0]undec-7-ene; DCM for dichloromethane; DEAD for diethylazodicarboxylate; DMF for dimethylformamide; DMP for 2,2-dimethoxypropane; DMSO for dimethylsulfoxide; DPPA for diphenylphosphoryl azide; Et for ethyl; Et₃N for triethylamine; EtOAc for ethyl acetate; Et₂O for diethyl ether; EtOH for ethanol; HOAc for acetic acid; LiHMDS or LiN(TMS)₂ for lithium bis(trimethylsilyl)amide; MCPBA for *meta*-chloroperbenzoic acid; Me for methyl; MeOH for methanol; MsCl for methanesulfonyl chloride; NaHMDS or NaN(TMS)₂ for sodium bis(trimethylsilyl)amide; NMO for N-methylmorpholine N-oxide; SOCl₂ for thionyl chloride; PPTS for pyridium *p*-toluene sulfonate; Py for pyridine; TEA for triethylamine; THF for tetrahydrofuran; TMSCl for trimethylsilyl chloride; TMSCF₃ for trimethyl(trifluoromethyl)-silane; TPP for triphenylphosphine; TPAP for tetra-*n*-propylammonium perruthenate; DMAP for 4-dimethylamino pyridine, TsOH for *p*-toluene sulfonic acid.

[0023] In one embodiment, the present invention provides a compound of the following formula (II):



or a pharmaceutically acceptable salt, ester or prodrug thereof, wherein

A. V is -OCOR_x, carbonyl, or a cladinose moiety of the formula:

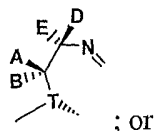


wherein Rx is H, C₁-C₁₂-alkyl, -O-C₁-C₁₂-alkyl, -N(H)-C₁-C₁₂-alkyl, or -N(C₁-C₁₂-alkyl)₂;

B. either Y and Z taken together define a group X, wherein X is selected from the group consisting of

- (1) =O,
- (2) =N-OH,
- (3) =N-O-R¹, wherein R¹ is selected from the group consisting of
 - (a) C₁-C₁₂-alkyl,
 - (b) C₁-C₁₂-alkyl substituted with alkylalkoxy,
 - (c) C₁-C₁₂-alkyl substituted with aryl,
 - (d) C₁-C₁₂-alkyl substituted with substituted aryl,
 - (e) C₁-C₁₂-alkyl substituted with heteroaryl,
 - (f) C₁-C₁₂-alkyl substituted with substituted heteroaryl,
 - (g) C₃-C₁₂-cycloalkyl, and
 - (h) -Si-(R²)(R³)(R⁴), wherein R², R³, R⁴ are each independently selected from C₁-C₁₂-alkyl and aryl; and
- (4) =N-O-C(R⁵)(R⁶)-O-R¹, wherein R¹ is as previously defined and R⁵ and R⁶ may be the same or different and are each independently selected from the group consisting of
 - (a) hydrogen,
 - (b) C₁-C₁₂-alkyl,
 - (c) C₁-C₁₂-alkyl substituted with aryl,
 - (d) C₁-C₁₂-alkyl substituted with substituted aryl,
 - (e) C₁-C₁₂-alkyl substituted with heteroaryl, and
 - (f) C₁-C₁₂-alkyl substituted with substituted heteroaryl;
 or R⁵ and R⁶ taken together with the atoms to which they are attached form a C₃-C₁₂-cycloalkyl ring; or

Y and Z are =N- when taken together with T to form a moiety of the structure



one of Y and Z is hydrogen and the other is selected from a group consisting of

- (1) hydroxy,
 - (2) protected hydroxy, and
 - (3) $-NR^7R^8$, wherein R^7 and R^8 are independently selected from hydrogen and C_1 - C_{12} -alkyl, substituted C_1 - C_{12} -alkyl, or R^7 and R^8 are taken with the nitrogen atom to which they are connected to form a 3- to 7-membered ring which, when the ring is a 5- to 7-membered ring, may optionally contain a hetero function selected from the group consisting of $-O-$, $-NH-$, $-N(C_1-C_6\text{-alkyl})-$, $-N(\text{aryl})-$, $-N(\text{aryl}-C_1-C_6\text{-alkyl})-$, $-N(\text{substituted-aryl}-C_1-C_6\text{-alkyl})-$, $-N(\text{heteroaryl})-$, $-N(\text{heteroaryl}-C_1-C_6\text{-alkyl})-$, $-N(\text{substituted-heteroaryl}-C_1-C_6\text{-alkyl})-$, and $-S-$ or $-S(O)_n-$ wherein n is 1 or 2;
- C. T is selected from the group consisting of $-O-R_g$, $-O-$, $-NH-$, $-N(W-R_f)-$, and $-CH(W-R_f)-$, wherein
- (1) W is absent or is selected from the group consisting of $-O-$, $-NH-C(O)-$, $-N=CH-$, $-NH-$, and $-CH_2-$; and
 - (2) R_f is selected from the group consisting of
 - (a) hydrogen,
 - (b) C_1 - C_{12} -alkyl, C_2 - C_{12} -alkenyl, or C_2 - C_{12} -alkynyl,
 - (c) C_1 - C_{12} -alkyl, C_2 - C_{12} -alkenyl, or C_2 - C_{12} -alkynyl substituted with one or more substituents selected from the group consisting of
 - (i) aryl,
 - (ii) substituted aryl,
 - (iii) heteroaryl,
 - (iv) substituted heteroaryl,
 - (v) hydroxy,

- (vi) C₁-C₆-alkoxy,
- (vii) -NR⁷R⁸, wherein R⁷ and R⁸ are as defined previously,
and
- (viii) -M-R⁹, wherein M is selected from the group consisting of:
 - (a) -C(O)-NH-,
 - (b) -NH-C(O)-,
 - (c) -NH-,
 - (d) -N=,
 - (e) -N(CH₃)-,
 - (f) -NH-C(O)-O-,
 - (g) -NH-C(O)-NH-,
 - (h) -O-C(O)-NH-,
 - (i) -O-C(O)-O-,
 - (j) -O-,
 - (k) -S(O)_n-, wherein n is 0, 1, or 2,
 - (l) -C(O)-O-,
 - (m) -O-C(O)-,
 - (n) -C(O)-; and

and R⁹ is selected from the group consisting of:

- (a) C₁-C₁₂-alkyl optionally substituted with a substituent selected from the group consisting of
 - (aa) aryl,
 - (bb) substituted aryl,
 - (cc) heteroaryl, and
 - (dd) substituted heteroaryl,
- (b) aryl,
- (c) substituted aryl,
- (d) heteroaryl,
- (e) substituted heteroaryl, and
- (f) heterocycloalkyl,

D. R is selected from the group consisting of

- (1) hydrogen;
- (2) methyl substituted with a moiety selected from the group consisting of
 - (a) -CN,
 - (b) -F,
 - (c) -CO₂R¹⁰, wherein R¹⁰ is C₁-C₃-alkyl or aryl substituted C₁-C₃-alkyl, or heteroaryl substituted C₁-C₃-alkyl,
 - (d) -S(O)_nR¹⁰-, wherein n is 0, 1, or 2 and R¹⁰ is as previously defined,
 - (e) -NH-C(O)R¹⁰, wherein R¹⁰ is as previously defined,
 - (f) -NH-C(O)NR¹¹R¹², wherein R¹¹ and R¹² are independently selected from hydrogen, C₁-C₃-alkyl, C₁-C₃-alkyl substituted with aryl, substituted aryl, heteroaryl, and substituted heteroaryl,
 - (g) aryl,
 - (h) substituted aryl,
 - (i) heteroaryl, and
 - (j) substituted heteroaryl;
- (3) alkyl;
- (4) C₂-C₁₂-alkyl substituted with one or more substituents selected from the group consisting of
 - (a) halogen,
 - (b) hydroxy,
 - (c) C₁-C₃-alkoxy,
 - (d) C₁-C₃-alkoxy-C₁-C₃-alkoxy,
 - (e) oxo,
 - (f) -O-SO₂ -(substituted C₁-C₆-alkyl),
 - (g) -N₃,
 - (h) -CHO,
 - (i) -NR¹³R¹⁴, wherein R¹³ and R¹⁴ may be the same or different and are independently selected from the group consisting of
 - (i) hydrogen,
 - (ii) C₁-C₁₂-alkyl,

- (iii) substituted C₁-C₁₂-alkyl,
- (iv) C₂-C₁₂-alkenyl,
- (v) substituted C₂-C₁₂-alkenyl,
- (vi) C₂-C₁₂-alkynyl,
- (vii) substituted C₂-C₁₂-alkynyl,
- (viii) aryl,
- (ix) C₃-C₈-cycloalkyl,
- (x) substituted C₃-C₈-cycloalkyl,
- (xi) substituted aryl,
- (xii) heterocycloalkyl,
- (xiii) substituted heterocycloalkyl,
- (xiv) C₁-C₁₂-alkyl substituted with aryl,
- (xv) C₁-C₁₂-alkyl substituted with substituted aryl,
- (xvi) C₁-C₁₂-alkyl substituted with heterocycloalkyl,
- (xvii) C₁-C₁₂-alkyl substituted with substituted heterocycloalkyl,
- (xviii) C₁-C₁₂-alkyl substituted with C₃-C₈-cycloalkyl,
- (xix) C₁-C₁₂-alkyl substituted with substituted C₃-C₈-cycloalkyl,
- (xx) heteroaryl,
- (xxi) substituted heteroaryl,
- (xxii) C₁-C₁₂-alkyl substituted with heteroaryl, and
- (xxiii) C₁-C₁₂-alkyl substituted with substituted heteroaryl;

or R¹³ and R¹⁴ are taken together with the atom to which they are attached to form a 3- to 10-membered heterocycloalkyl ring which may optionally be substituted with one or more substituents independently selected from the group consisting of

- (i) halogen,
- (ii) hydroxy,
- (iii) C₁-C₃-alkoxy,
- (iv) C₁-C₃-alkoxy-C₁-C₃-alkoxy,
- (v) oxo,

- (vi) C₁-C₃-alkyl,
 - (vii) halo-C₁-C₃-alkyl, and
 - (viii) C₁-C₃-alkoxy-C₁-C₃-alkyl;
 - (j) -CO₂R¹⁰, wherein R¹⁰ is as previously defined,
 - (k) -C(O)NR¹¹R¹², wherein R¹¹ and R¹² are as previously defined,
 - (l) =N-O-R¹⁰, wherein R¹⁰ is as previously defined,
 - (m) -CN,
 - (n) -O-S(O)_nR¹⁰, wherein n is 0, 1, or 2 and R¹⁰ is as previously defined,
 - (o) aryl,
 - (p) substituted aryl,
 - (q) heteroaryl,
 - (r) substituted heteroaryl,
 - (s) C₃-C₈-cycloalkyl,
 - (t) substituted C₃-C₈-cycloalkyl,
 - (u) C₁-C₁₂-alkyl substituted with heteroaryl,
 - (v) heterocycloalkyl,
 - (w) substituted heterocycloalkyl,
 - (x) -NH-C(O)R¹⁰, wherein R¹⁰ is as previously defined,
 - (y) -NH-C(O)NR¹¹R¹², wherein R¹¹ and R¹² are as previously defined,
 - (z) =N-NR¹³R¹⁴, wherein R¹³ and R¹⁴ are as previously defined,
 - (aa) =N-R⁹, wherein R⁹ is as previously defined,
 - (bb) =N-NH-C(O)R¹⁰, wherein R¹⁰ is as previously defined, and
 - (cc) =N-NH-C(O)NR¹¹R¹², wherein R¹¹ and R¹² are as previously defined;
- (5) C₃-alkenyl substituted with a moiety selected from the group consisting of
- (a) halogen,
 - (b) -CHO,
 - (c) -CO₂R¹⁰, wherein R¹⁰ is as previously defined,
 - (d) -C(O)NR¹¹R¹², wherein R¹¹ and R¹² are as previously defined,

- (e) $-C(O)R^9$, wherein R^9 is as previously defined,
- (f) $-CN$,
- (g) aryl,
- (h) substituted aryl,
- (i) heteroaryl,
- (j) substituted heteroaryl,
- (k) C_3 - C_8 -cycloalkyl, and
- (l) C_1 - C_{12} -alkyl substituted with heteroaryl;
- (6) C_4 - C_{10} -alkenyl;
- (7) C_4 - C_{10} -alkenyl substituted with one or more substituents selected from the group consisting of
 - (a) halogen,
 - (b) C_1 - C_3 -alkoxy,
 - (c) oxo,
 - (d) $-CHO$,
 - (e) $-CO_2R^{10}$, wherein R^{10} is as previously defined,
 - (f) $-C(O)NR^{11}R^{12}$, wherein R^{11} and R^{12} are as previously defined,
 - (g) $-NR^{13}R^{14}$, wherein R^{13} and R^{14} are as previously defined,
 - (h) $=N-O-R^{10}$, wherein R^{10} is as previously defined,
 - (i) $-CN$,
 - (j) $-O-S(O)_nR^{10}$, wherein n is 0, 1, or 2 and R^{10} is as previously defined,
 - (k) aryl,
 - (l) substituted aryl,
 - (m) heteroaryl,
 - (n) substituted heteroaryl,
 - (o) C_3 - C_8 -cycloalkyl,
 - (p) C_1 - C_{12} -alkyl substituted with substituted heteroaryl,
 - (q) $-NH-C(O)R^{10}$, wherein R^{10} is as previously defined,
 - (r) $-NH-C(O)NR^{11}R^{12}$, wherein R^{11} and R^{12} are as previously defined,
 - (s) $=N-NR^{13}R^{14}$, wherein R^{13} and R^{14} are as previously defined,

- (t) $=N-R^9$, wherein R^9 is as previously defined,
 - (u) $=N-NH-C(O)R^{10}$, wherein R^{10} is as previously defined, and
 - (v) $=N-NH-C(O)NR^{11}R^{12}$, wherein R^{11} and R^{12} are as previously defined;
- (8) C_3-C_{10} -alkynyl;
 - (9) C_3-C_{10} -alkynyl substituted with one or more substituents selected from the group consisting of
 - (a) trialkylsilyl,
 - (b) aryl,
 - (c) substituted aryl,
 - (d) heteroaryl, and
 - (e) substituted heteroaryl; and
 - (10) $-C(O)NR^7R^8$ where R^7 and R^8 are previously defined;
- E. R_a is selected from a group consisting of
- (1) hydrogen;
 - (2) C_1 alkyl further substituted with a one or more substituents selected from a group consisting of
 - (a) hydroxyl,
 - (b) halogen,
 - (c) thiol, which can be further substituted with and alkyl or substituted alkyl group
 - (d) C_1-C_{12} -alkyl, which can be further substituted by halogen, hydroxyl alkoxy, or amino,
 - (e) C_1-C_3 -alkoxy,
 - (f) C_1-C_3 -thioalkoxy,
 - (g) amino,
 - (h) alkylamino,
 - (i) dialkylamino,
 - (j) $-CN$,
 - (k) $-NO_2$,
 - (l) $-CONH_2$,
 - (m) $-COOH$,

- (n) $-\text{CO}_2\text{R}^{10}$, wherein R^{10} is as previously defined,
- (o) $-\text{N}_3$,
- (p) $=\text{N}-\text{O}-\text{R}^{10}$, wherein R^{10} is as previously defined,
- (q) $=\text{N}-\text{R}^9$, wherein R^9 is as previously defined,
- (r) $=\text{N}-\text{NR}^{13}\text{R}^{14}$, wherein R^{13} and R^{14} are as previously defined,
- (s) $=\text{N}-\text{NH}-\text{C}(\text{O})\text{R}^{10}$, wherein R^{10} is as previously defined, and
- (t) $=\text{N}-\text{NH}-\text{C}(\text{O})\text{NR}^{11}\text{R}^{12}$, wherein R^{11} and R^{12} are as previously defined;
- (3) $\text{C}_2\text{-C}_4\text{-alkenyl}$, which can be further substituted with $\text{C}_1\text{-C}_{12}\text{-alkyl}$ and one or more halo groups;
- (4) $\text{C}_2\text{-C}_4\text{-alkynyl}$, which can be further substituted with $\text{C}_1\text{-C}_{12}\text{-alkyl}$ and one or more halo groups;
- (5) aryl, which can be further substituted with $\text{C}_1\text{-C}_{12}\text{-alkyl}$ and one or more halo groups;
- (13) $-\text{CHO}$;
- (14) $-\text{CO}_2\text{H}$;
- (15) $-\text{CN}$;
- (16) $-\text{CO}_2\text{R}^{10}$, wherein R^{10} is as previously defined;
- (17) $-\text{C}(\text{O})\text{NR}^{11}\text{R}^{12}$, wherein R^{11} and R^{12} are as previously defined;
- (18) $-\text{C}(\text{O})\text{R}^9$ wherein R^9 is as previously defined; and
- (19) thioester;

with the proviso that in formula II, when Z is amino or substituted amino, then Ra can not be $-\text{CH}_2\text{OH}$, $-\text{NR}^4\text{R}^6$, or $-(\text{CH}_2)_n\text{NR}^4\text{R}^6$, wherein R^4 and R^6 are selected from the group consisting of hydrogen, loweralkyl, and arylalkyl;

- F. Rb is hydrogen, halogen, or $\text{C}_1\text{-C}_{12}\text{-alkyl}$, which can be further substituted by one or more halo groups, or Rb can be taken together with V to form a double bond;
- G. Rc is hydrogen or a hydroxy protecting group;
- H. Rd is selected from the group consisting of
 - (1) $\text{C}_1\text{-C}_{12}\text{-alkyl}$,
 - (2) $\text{C}_1\text{-C}_{12}\text{-alkyl}$ substituted with one or more substituents selected from the group consisting of

- (a) halogen,
 - (b) hydroxy, and
 - (c) C₁-C₃-alkoxy,
 - (3) C₃-C₇-cycloalkyl,
 - (4) C₂-C₄-alkenyl, and
 - (5) C₂-C₄-alkynyl;
- I. Re is hydroxyl, amino, or alkylamino; or Re and Ra may be taken together to form an epoxide, a carbonyl, an olefin, or a substituted olefin; or Re and Ra when taken together with the atom to which they are attached form a spiro ring consisting of C₃-C₇-carbocyclic, carbonate or carbamate wherein the nitrogen atom can be unsubstituted or substituted with an alkyl group; or Re and T when taken together with the carbon atoms to which they are attached form a ring of the structure



- wherein L is methylene or carbonyl and P is -O-, -NH- or -NR¹-, wherein R¹ is as previously defined; provided that when L is methylene, T is -O- and P is -O-;
- J. Rg is hydrogen or R, wherein R is as previously defined; or Rg may be taken together with Y, separated by a linker of the formula -C(=O)- or -C(CH₃)₂-, to form a cyclic moiety;
- K. Rh is selected from the group consisting of
- (1) hydrogen,
 - (2) -OR_j, wherein R_j is hydrogen or a hydroxy protecting group,
 - (3) halogen,
 - (4) OC(O)NHR_i, wherein R_i is selected from a group consisting of
 - (a) C₁-C₄ alkyl,
 - (b) C₁-C₄ aminoalkyl, wherein the amino group is substituted with one or two groups independently selected from
 - (i) C₁-C₄ alkyl,
 - (ii) C₁-C₄ alkyl substituted with halogen,

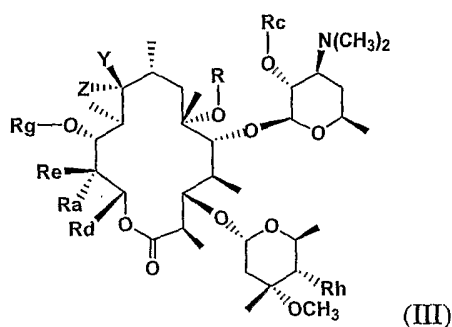
- (iii) C₁-C₄ alkyl substituted with alkoxy,
- (iv) C₁-C₄ alkyl substituted with hydroxyl,
- (v) C₁-C₄ alkyl substituted with aryl,
- (vi) C₁-C₄ alkyl substituted with substituted aryl,
- (vii) C₁-C₄ alkyl substituted with heteroaryl,
- (viii) C₁-C₄ alkyl substituted with substituted heteroaryl,
- (ix) C₃-C₆ cycloalkyl; and

- L. A, B, D, and E are independently selected from the group consisting of
- (1) hydrogen;
 - (2) C₁-C₆-alkyl optionally substituted with one or more substituents selected from the group consisting of
 - (a) aryl,
 - (b) substituted aryl,
 - (c) heteroaryl,
 - (d) substituted heteroaryl,
 - (e) heterocycloalkyl,
 - (f) hydroxy,
 - (g) C₁-C₆-alkoxy,
 - (h) halogen selected from the group consisting of Br, Cl, F, and I, and
 - (i) -NR⁷R⁸, wherein R⁷ and R⁸ are as previously defined;
 - (3) C₃-C₇-cycloalkyl;
 - (4) aryl;
 - (5) substituted aryl;
 - (6) heteroaryl;
 - (7) substituted heteroaryl;
 - (8) heterocycloalkyl; and
 - (9) a group selected from option (L)(2) above further substituted with -M-R⁹, wherein M and R⁹ are as previously defined; or any one pair of substituents, consisting of AB, AD, AE, BD, BE, or DE, is taken together with the atom or atoms to which they are attached to form a 3- to 7-membered ring optionally containing a hetero function selected

from the group consisting of -O-, -NH-, -N(C₁-C₆-alkyl)-, -N(aryl-C₁-C₆-alkyl)-, -N(substituted-aryl-C₁-C₆-alkyl)-, -N(heteroaryl-C₁-C₆-alkyl)-, -N(substituted-heteroaryl-C₁-C₆-alkyl)-, -S- or -S(O)_n, wherein n is 1 or 2, -C(O)-NH, -C(O)-NR¹², wherein R¹² is as previously defined, -NH-C(O)-, -NR¹²-C(O)-, wherein R¹² is as previously defined, and -C(=NH)-NH-;

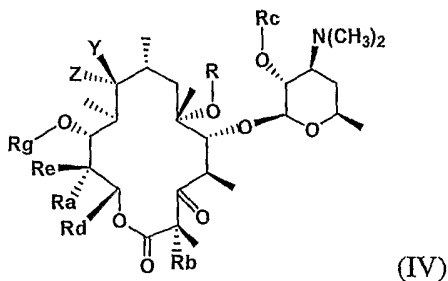
with the provision that at least two of A, B, D, and E are hydrogen.

[0024] In another embodiment, the present invention provides a compound of formula (II) above having the structure of the following formula (III):



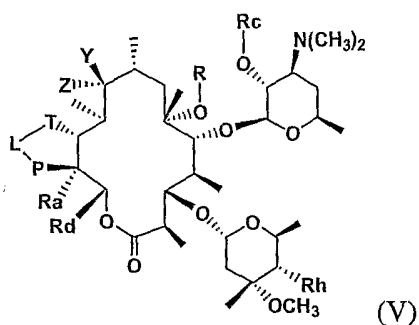
or a pharmaceutically acceptable salt, ester or prodrug thereof, wherein Y, Z, R, Ra, Rc, Rd, Re, Rg, and Rh have the meanings defined above.

[0025] In another embodiment, the present invention provides a compound of formula (II) above having the structure of the following formula (IV):



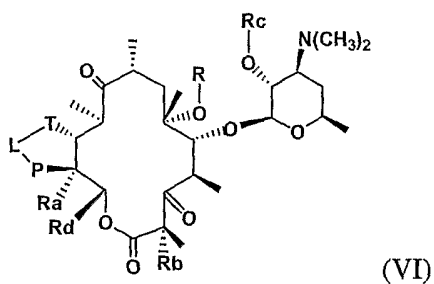
or a pharmaceutically acceptable salt, ester or prodrug thereof, wherein Y, Z, R, Ra, Rb, Rc, Rd, Re, and Rg have the meanings defined above.

[0026] In another embodiment, the present invention provides a compound of formula (II) above having the structure of the following formula (V):

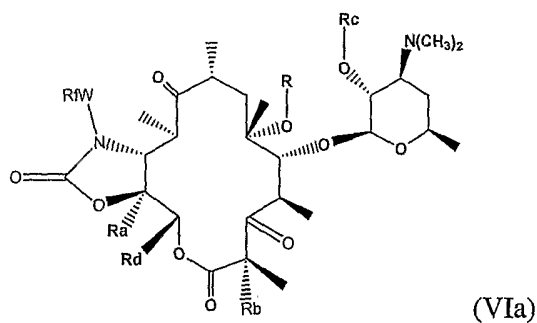


or a pharmaceutically acceptable salt, ester or prodrug thereof, wherein L , P , T , Y , Z , R , Ra , Rc , Rd , and Rh have the meanings defined above.

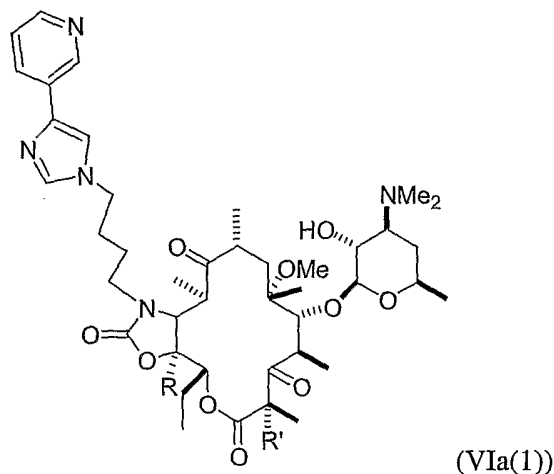
[0027] In another embodiment, the present invention provides a compound of formula (II) above having the structure of the following formula (VI):



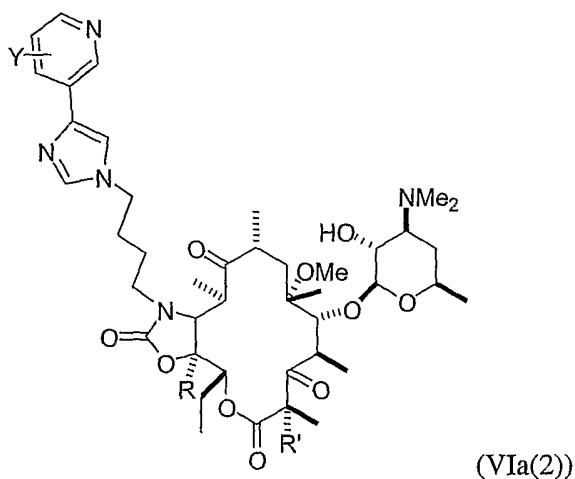
or a pharmaceutically acceptable salt, ester or prodrug thereof, wherein L , P , T , R , Ra , Rb , Rc , and Rd have the meanings defined above. In another embodiment, an illustrative compound of formula (VI) has the structure of formula (VIa):



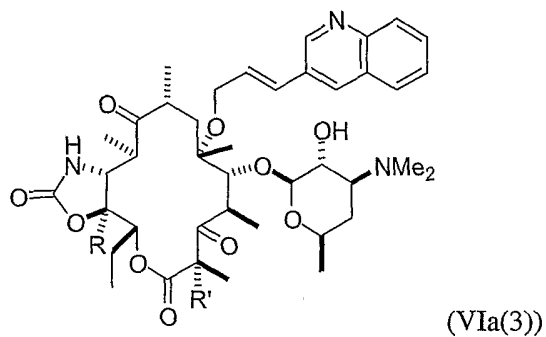
or a pharmaceutically acceptable salt, ester or prodrug thereof, wherein W, Rf, R, Ra, Rc, and Rd have the meanings defined above. Illustrative, but nonlimiting examples include, without limitation, a compound of formula (VIa(1)):



wherein R is H, ethyl, ethynyl, or vinyl, and R' is H or F;
a compound of formula (VIa(2)):

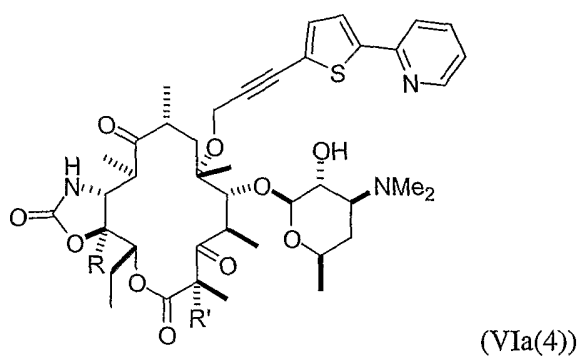


wherein R is H, ethyl, ethynyl, or vinyl, R' is H or F, and Y is H, halogen, amino, C₁-C₄ alkyl, hydroxy, alkoxy, alkylamino, cyano, or substituted C₁-C₄ alkyl;
compounds of formula (VIa(3)):



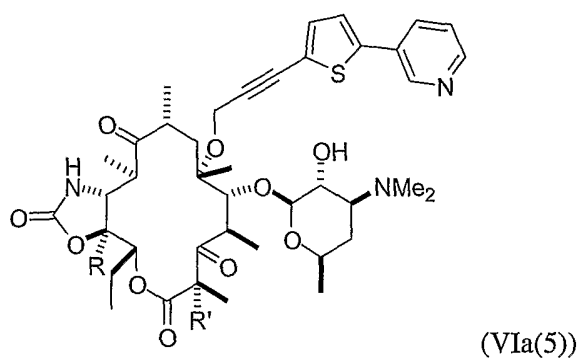
wherein R is H, CF₃, ethyl, ethynyl, or vinyl, and R' is H or F;

a compound of formula (VIa(4)):



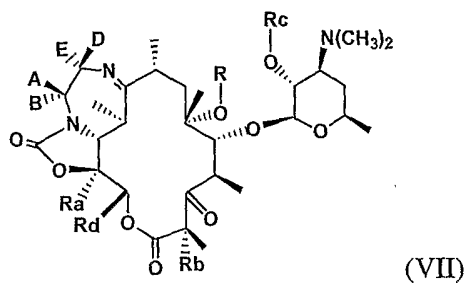
wherein R is H, CF₃, ethyl, ethynyl, or vinyl, and R' is H or F; and

a compound of formula (VIa(5)):



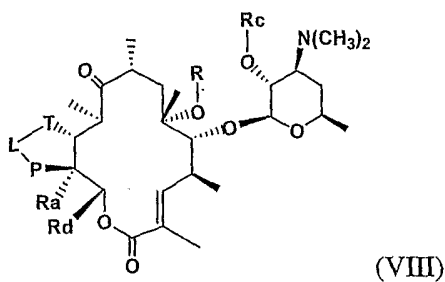
wherein R is H, CF₃, ethyl, ethynyl, or vinyl, and R' is H or F.

[0028] In another embodiment, the present invention provides a compound of formula (II) above having the structure of the following formula (VII):



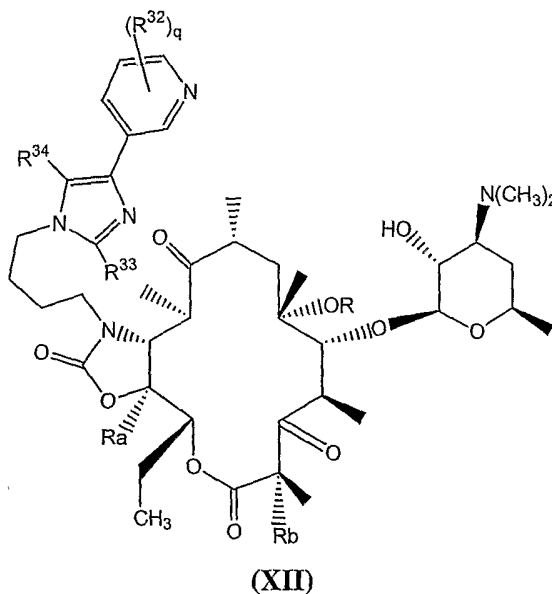
or a pharmaceutically acceptable salt, ester or prodrug thereof, wherein A, B, D, E, R, Ra, Rb, Rc, and Rd have the meanings defined above.

[0029] In another embodiment, the present invention provides a compound of formula (II) above having the structure of the following formula (VIII):



or a pharmaceutically acceptable salt, ester or prodrug thereof, wherein L, P, T, R, Ra, Rc, and Rd have the meanings defined above.

[0030] In yet another embodiment, the present invention provides a compound having the structure of the following formula (XII):



or a pharmaceutically acceptable salt, ester or prodrug thereof, wherein

A. R is selected from the group consisting of

- (1) hydrogen;
- (2) methyl substituted with a moiety selected from the group consisting of
 - (a) -CN,
 - (b) -F,
 - (c) -CO₂R¹⁰, wherein R¹⁰ is C₁-C₃-alkyl or aryl substituted with C₁-C₃-alkyl, or heteroaryl substituted with C₁-C₃-alkyl,
 - (d) -S(O)_nR¹⁰-, wherein n is 0, 1, or 2 and R¹⁰ is as previously defined,
 - (e) -NH-C(O)R¹⁰, wherein R¹⁰ is as previously defined,
 - (f) -NH-C(O)NR¹¹R¹², wherein R¹¹ and R¹² are independently selected from hydrogen, C₁-C₃-alkyl, C₁-C₃-alkyl substituted with aryl, substituted aryl, heteroaryl, and substituted heteroaryl,
 - (g) aryl,
 - (h) substituted aryl,
 - (i) heteroaryl, and

- (j) substituted heteroaryl;
- (3) C₁-C₁₂ alkyl;
- (4) C₂-C₁₂-alkyl substituted with one or more substituents selected from the group consisting of
 - (a) halogen,
 - (b) hydroxy,
 - (c) C₁-C₃-alkoxy,
 - (d) C₁-C₃-alkoxy- C₁-C₃-alkoxy,
 - (e) oxo,
 - (f) -O-SO₂-(substituted C₁-C₆-alkyl),
 - (g) -N₃,
 - (h) -CHO,
 - (i) -NR¹³R¹⁴, wherein R¹³ and R¹⁴ are selected from the group consisting of
 - (i) hydrogen,
 - (ii) C₁-C₁₂-alkyl,
 - (iii) substituted C₁-C₁₂-alkyl,
 - (iv) C₂-C₁₂-alkenyl,
 - (v) substituted C₂-C₁₂-alkenyl,
 - (vi) C₂-C₁₂-alkynyl,
 - (vii) substituted C₂-C₁₂-alkynyl,
 - (viii) aryl,
 - (ix) C₃-C₈-cycloalkyl,
 - (x) substituted C₃-C₈-cycloalkyl,
 - (xi) substituted aryl,
 - (xii) C₃-C₁₂-heterocycloalkyl,
 - (xiii) substituted C₃-C₁₂-heterocycloalkyl,
 - (xiv) C₁-C₁₂-alkyl substituted with aryl,
 - (xv) C₁-C₁₂-alkyl substituted with substituted aryl,
 - (xvi) C₁-C₁₂-alkyl substituted with C₃-C₁₂-heterocycloalkyl,

- (xvii) C₁-C₁₂-alkyl substituted with substituted C₃-C₁₂-heterocycloalkyl,
 - (xviii) C₁-C₁₂-alkyl substituted with C₃-C₈-cycloalkyl,
 - (xix) C₁-C₁₂-alkyl substituted with substituted C₃-C₈-cycloalkyl,
 - (xx) heteroaryl,
 - (xxi) substituted heteroaryl,
 - (xxii) C₁-C₁₂-alkyl substituted with heteroaryl, and
 - (xxiii) C₁-C₁₂-alkyl substituted with substituted heteroaryl;
- or R¹³ and R¹⁴ are taken together with the atom to which they are attached to form a 3- to 10-membered heterocycloalkyl ring which may optionally be substituted with one or more substituents independently selected from the group consisting of
- (i) halogen,
 - (ii) hydroxy,
 - (iii) C₁-C₃-alkoxy,
 - (iv) C₁-C₃-alkoxy-C₁-C₃-alkoxy,
 - (v) oxo,
 - (vi) C₁-C₃-alkyl,
 - (vii) halo-C₁-C₃-alkyl, and
 - (viii) C₁-C₃-alkoxy-C₁-C₃-alkyl;
- (j) -CO₂R¹⁰, wherein R¹⁰ is as previously defined,
 - (k) -C(O)NR¹¹R¹², wherein R¹¹ and R¹² are as previously defined,
 - (l) =N-O-R¹⁰, wherein R¹⁰ is as previously defined,
 - (m) -CN,
 - (n) -O-S(O)_nR¹⁰ wherein n is 0, 1, or 2 and R¹⁰ is as previously defined,
 - (o) aryl,

- (p) substituted aryl,
 - (q) heteroaryl,
 - (r) substituted heteroaryl,
 - (s) C₃-C₈-cycloalkyl,
 - (t) substituted C₃-C₈-cycloalkyl,
 - (u) C₁-C₁₂-alkyl substituted with heteroaryl,
 - (v) C₃-C₁₂-heterocycloalkyl,
 - (w) substituted C₃-C₁₂-heterocycloalkyl,
 - (x) -NH-C(O)R¹⁰, wherein R¹⁰ is as previously defined,
 - (y) -NH-C(O)NR¹¹R¹², wherein R¹¹ and R¹² are as previously defined,
 - (z) =N-NR¹³R¹⁴, wherein R¹³ and R¹⁴ are as previously defined,
 - (aa) =N-R⁹, wherein R⁹ is selected from the group consisting of:
 - (i) C₁-C₁₂-alkyl optionally substituted with a substituent selected from the group consisting of
 - (a) aryl,
 - (b) substituted aryl,
 - (c) heteroaryl, and
 - (d) substituted heteroaryl,
 - (ii) aryl,
 - (iii) substituted aryl,
 - (iv) heteroaryl,
 - (v) substituted heteroaryl, and
 - (vi) C₃-C₁₂-heterocycloalkyl,
 - (bb) =N-NH-C(O)R¹⁰, wherein R¹⁰ is as previously defined, and
 - (cc) =N-NH-C(O)NR¹¹R¹², wherein R¹¹ and R¹² are as previously defined;
- (5) C₃-alkenyl substituted with a moiety selected from the group consisting of

- (a) hydrogen,
 - (b) halogen,
 - (c) $-\text{CHO}$,
 - (d) $-\text{CO}_2\text{R}^{10}$, wherein R^{10} is as previously defined,
 - (e) $-\text{C}(\text{O})\text{NR}^{11}\text{R}^{12}$, wherein R^{11} and R^{12} are as previously defined,
 - (f) $-\text{C}(\text{O})\text{R}^9$, wherein R^9 is as previously defined,
 - (g) $-\text{CN}$,
 - (h) aryl,
 - (i) substituted aryl,
 - (j) heteroaryl,
 - (k) substituted heteroaryl,
 - (l) $-\text{C}_3\text{-C}_8\text{-cycloalkyl}$, and
 - (m) $-\text{C}_1\text{-C}_{12}\text{-alkyl}$ substituted with heteroaryl;
- (6) $\text{C}_4\text{-C}_{10}\text{-alkenyl}$;
- (7) $\text{C}_4\text{-C}_{10}\text{-alkenyl}$ substituted with one or more substituents selected from the group consisting of
- (a) halogen,
 - (b) $-\text{C}_1\text{-C}_3\text{-alkoxy}$,
 - (c) oxo,
 - (d) $-\text{CHO}$,
 - (e) $-\text{CO}_2\text{R}^{10}$, wherein R^{10} is as previously defined,
 - (f) $-\text{C}(\text{O})\text{NR}^{11}\text{R}^{12}$, wherein R^{11} and R^{12} are as previously defined,
 - (g) $-\text{NR}^{13}\text{R}^{14}$, wherein R^{13} and R^{14} are as previously defined,
 - (h) $=\text{N-O-R}^{10}$, wherein R^{10} is as previously defined,
 - (i) $-\text{CN}$,
 - (j) $-\text{O-S}(\text{O})_n\text{R}^{10}$, wherein n is 0, 1, or 2 and R^{10} is as previously defined,
 - (k) aryl,
 - (l) substituted aryl,

- (m) heteroaryl,
 - (n) substituted heteroaryl,
 - (o) -C₃-C₈-cycloalkyl,
 - (p) -C₁-C₁₂-alkyl substituted with substituted heteroaryl,
 - (q) -NH-C(O)R¹⁰, wherein R¹⁰ is as previously defined,
 - (r) -NH-C(O)NR¹¹R¹², wherein R¹¹ and R¹² are as previously defined,
 - (s) =N-NR¹³R¹⁴, wherein R¹³ and R¹⁴ are as previously defined,
 - (t) =N-R⁹, wherein R⁹ is as previously defined,
 - (u) =N-NH-C(O)R¹⁰, wherein R¹⁰ is as previously defined, and
 - (v) =N-NH-C(O)NR¹¹R¹², wherein R¹¹ and R¹² are as previously defined;
- (8) C₃-C₁₀-alkynyl;
- (9) C₃-C₁₀-alkynyl substituted with one or more substituents selected from the group consisting of
- (a) C₁-C₁₂-trialkylsilyl,
 - (b) aryl,
 - (c) substituted aryl,
 - (d) heteroaryl, and
 - (e) substituted heteroaryl; and
- (10) C(O)NR⁷R⁸, wherein R⁷ and R⁸ are independently selected from hydrogen, C₁-C₁₂-alkyl, and substituted C₁-C₁₂-alkyl, or R⁷ and R⁸ are taken with the nitrogen atom to which they are connected to form a 3- to 7-membered ring which, when the ring is a 5- to 7-membered ring, may optionally contain a hetero function selected from the group consisting of -O-, -NH-, -N(C₁-C₆-alkyl)-, -N(aryl)-, -N(aryl-C₁-C₆-alkyl)-, -N(substituted aryl-C₁-C₆-alkyl)-, -N(heteroaryl)-, -N(heteroaryl-C₁-C₆-alkyl)-, -N(substituted heteroaryl-C₁-C₆-alkyl)-, and -S- or -S(O)_n- wherein n is 1 or 2;

- B. Ra is selected from the group consisting of
- (1) hydrogen;
 - (2) C₁ alkyl further substituted with one or more substituents selected from the group consisting of
 - (a) hydroxyl,
 - (b) halogen,
 - (c) thiol, which can be further substituted with an C₁-C₁₂-alkyl or substituted C₁-C₁₂-alkyl group,
 - (d) C₁-C₁₂-alkyl, which can be further substituted by halogen, hydroxyl, C₁-C₁₂-alkoxy, or amino,
 - (e) C₁-C₃-alkoxy,
 - (f) C₁-C₃-thioalkoxy,
 - (g) amino,
 - (h) C₁-C₁₂-alkylamino,
 - (i) C₁-C₁₂-dialkylamino,
 - (j) -CN,
 - (k) -NO₂,
 - (l) -CONH₂,
 - (m) -COOH,
 - (n) -CO₂R¹⁰, wherein R¹⁰ is as previously defined,
 - (o) -N₃,
 - (u) =N-O-R¹⁰, wherein R¹⁰ is as previously defined,
 - (v) =N-R⁹, wherein R⁹ is as previously defined,
 - (w) =N-NR¹³R¹⁴, wherein R¹³ and R¹⁴ are as previously defined,
 - (x) =N-NH-C(O)R¹⁰, wherein R¹⁰ is as previously defined, and
 - (y) =N-NH-C(O)NR¹¹R¹², wherein R¹¹ and R¹² are as previously defined;
 - (3) C₂-C₄-alkenyl, which can be further substituted with C₁-C₁₂-alkyl and one or more halogen groups;

- (4) C₂-C₄-alkynyl, which can be further substituted with C₁-C₁₂-alkyl and one or more halogen groups;
 - (5) aryl, which can be further substituted with C₁-C₁₂-alkyl and one or more halogen groups;
 - (6) -CHO;
 - (7) -CO₂H;
 - (8) -CN;
 - (9) -CO₂R¹⁰, wherein R¹⁰ is as previously defined;
 - (10) -C(O)NR¹¹R¹², wherein R¹¹ and R¹² are as previously defined;
 - (11) -C(O)R⁹, wherein R⁹ is as previously defined; and
 - (12) thioester;
- C. Rb is hydrogen, halogen, C₁-C₁₂ alkyl, substituted C₁-C₁₂-alkyl, or C₁-C₁₂-alkyl further substituted with one or more halogen groups;
- D. Each R³² is independently selected from the group consisting of a free, salified, esterified and amidified
- (1) carboxyl, hydroxyl, halogen, -NO₂, -CN, C₁-C₁₂-alkyl, C₃-C₁₂-cycloalkyl, C₂-C₁₂-alkenyl, C₂-C₁₂-alkynyl, O-alkyl, O-alkenyl, O-alkynyl, S-alkyl, S-alkenyl, S-alkynyl, N-alkyl, N-alkenyl, and N-alkynyl of up to 12 carbon atoms optionally substituted by one or more halogens;
 - (2) -NR²¹(R²²),
wherein R²¹ and R²² are individually hydrogen or C₁-C₁₂-alkyl;
 - (3) -C(O)R²³,
wherein R²³ is C₁-C₁₂-alkyl; and
 - (4) optionally substituted heteroaryl, O-aryl, S-aryl, and O-substituted-C₁-C₁₂ alkyl, or S-substituted-C₁-C₁₂ alkyl;
- E. q is 0, 1, 2, 3, or 4; and
- F. R³³ and R³⁴ are independently selected from the group consisting of hydrogen, halogen, C₁-C₁₂ alkyl, and substituted C₁-C₁₂-alkyl;
- with the proviso that when q is 0, then R³³ and R³⁴ are not both hydrogen;
- with the proviso that when Ra is ethyl, and R³³ and R³⁴ are hydrogen, then R³² is not 6-fluoro; and

with the proviso that when R_a is $-\text{CH}=\text{CH}_2$, and R^{33} and R^{34} are hydrogen, then R^{32} is not 6-methyl.

[0031] In another embodiment, the invention provides compounds having the formula XII above, wherein

- A) R is methyl;
- B) R_a is selected from the group consisting of hydrogen, $-\text{CH}_2\text{CH}_3$, $-\text{CH}=\text{CH}_2$, and $-\text{C}\equiv\text{CH}$.
- C) R_b is hydrogen or halogen;
- D) Each R^{32} is independently selected from the group consisting of halogen, $\text{C}_1\text{-C}_{12}$ -alkyl, $\text{C}_1\text{-C}_{12}$ -alkoxy, $\text{C}_1\text{-C}_{12}$ -alkylalkoxy, and N-substituted- $\text{C}_1\text{-C}_{12}$ -alkyl; and
- E) R^{33} and R^{34} are independently selected from the group consisting of hydrogen or $\text{C}_1\text{-C}_{12}$ -alkyl.

[0032] In some embodiments, the invention provides compounds of formula XII wherein R is methyl.

[0033] In still other embodiments, the invention provides compounds of formula XII wherein R_a is $-\text{CH}_2\text{CH}_3$.

[0034] In still other embodiments, the invention provides compounds of formula XII wherein R_a is $-\text{CH}=\text{CH}_2$.

[0035] In still other embodiments, the invention provides compounds of formula XII wherein R_a is $-\text{C}\equiv\text{CH}$.

[0036] In still other embodiments, the invention provides compounds of formula XII wherein R_b is hydrogen.

[0037] In still other embodiments, the invention provides compounds of formula XII wherein R_b is fluorine.

[0038] In some embodiments, the invention provides compounds of formula XII wherein each R^{32} is independently selected from the group consisting of halogen, $\text{C}_1\text{-C}_{12}$ -alkyl, $\text{C}_1\text{-C}_{12}$ -alkoxy, $\text{C}_1\text{-C}_{12}$ -alkylalkoxy, amino, and $-\text{NR}^{21}(\text{R}^{22})$. In some particular embodiments, the invention provides compounds of formula XII wherein at

least one of R^{32} is 2-chloro, 6-chloro, 2-fluoro, or 6-fluoro. In other embodiments, the invention provides compounds of formula XII wherein R^{32} is methyl. In yet other embodiments, the invention provides compounds of formula XII wherein at least one of R^{32} is 5-methyl or 6-methyl.

[0039] In some further embodiments, the invention provides compounds of formula XII wherein at least one of R^{32} is methoxy or ethoxy. In some particular embodiments, the invention provides compounds of formula XII wherein at least one of R^{32} is 4-methoxy, 6-methoxy, or 4-ethoxy.

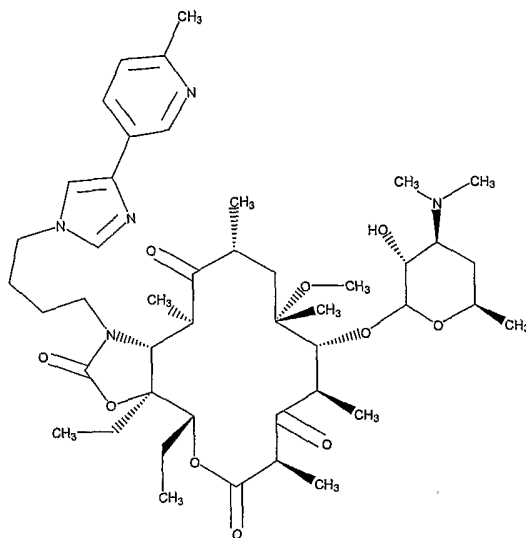
[0040] In still some further embodiments, the invention provides compounds of formula XII wherein at least one of R^{32} is amino, methylamino, or dimethylamino. In some particular embodiments, the invention provides compounds of formula XII wherein at least one of R^{32} is 6-amino, 6-methylamino, or 6-dimethylamino.

[0041] In other embodiments, the invention provides compounds of formula XII wherein R^{33} is methyl.

[0042] In other embodiments, the invention provides compounds of formula XII wherein R^{33} and R^{34} are independently selected from the group consisting of hydrogen and C_1 - C_{12} -alkyl.

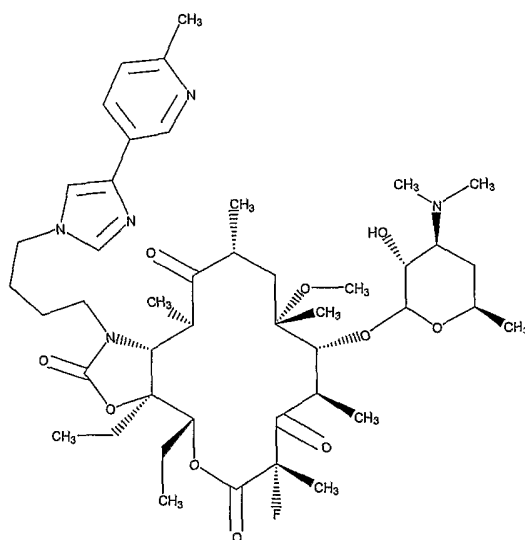
[0043] In still other embodiments, the invention provides compounds of formula XII wherein R^{34} is methyl.

[0044] In still other embodiments, the invention provides compounds having the formula (XIII):



(XIII)

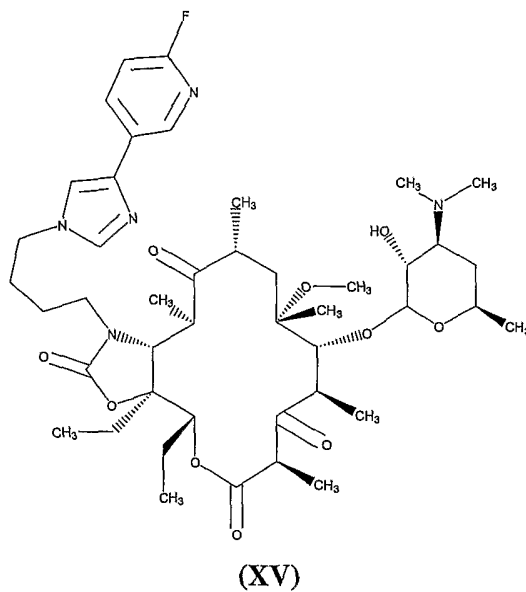
[0045] In still other embodiments, the invention provides compounds having the formula (XIV):



(XIV)

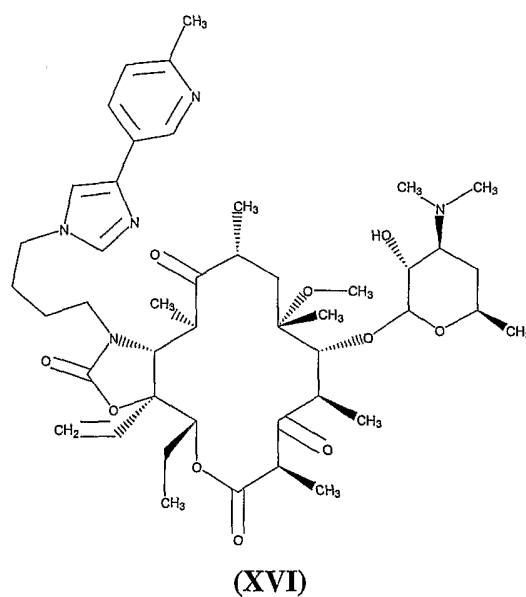
or a pharmaceutically acceptable salt, ester or prodrug thereof.

[0046] In still other embodiments, the invention provides compounds having the formula (XV):



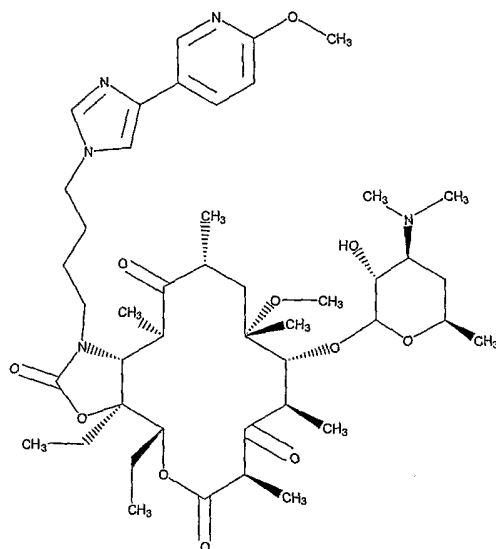
or a pharmaceutically acceptable salt, ester or prodrug thereof.

[0047] In still other embodiments, the invention provides compounds having the formula (XVI)



or a pharmaceutically acceptable salt, ester or prodrug thereof.

[0048] In still other embodiments, the invention provides compounds having the formula (XVII)

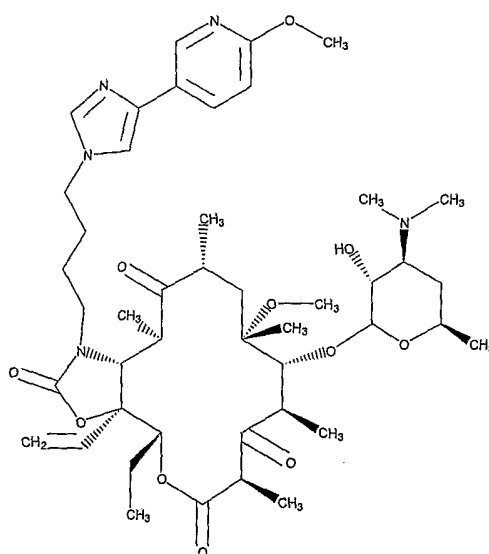


(XVII)

or a pharmaceutically acceptable salt, ester or prodrug thereof.

[0049] In still other embodiments, the invention provides compounds having the formula (XVIII)

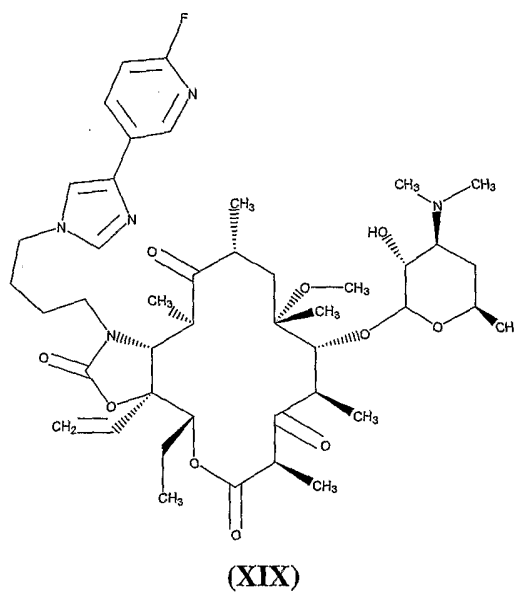
[0050] In still other embodiments, the invention provides compounds having the formula



(XVIII)

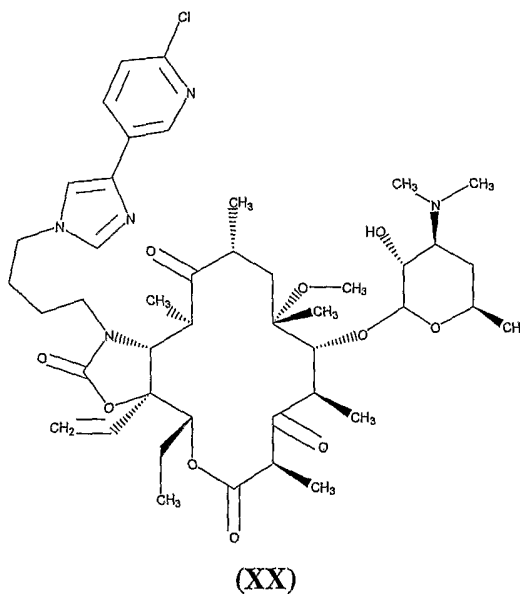
or a pharmaceutically acceptable salt, ester or prodrug thereof.

[0051] In still other embodiments, the invention provides compounds having the formula (XIX)



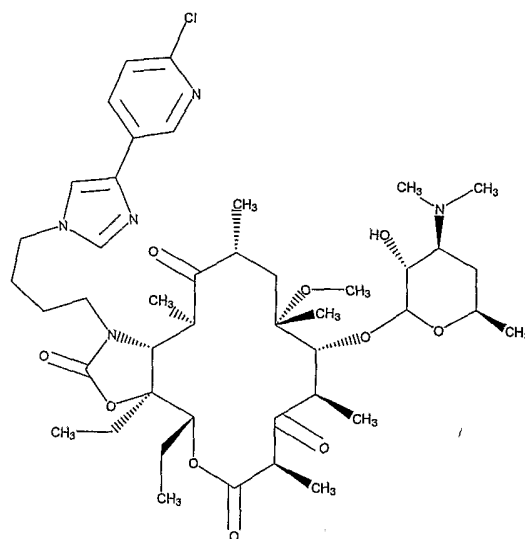
or a pharmaceutically acceptable salt, ester or prodrug thereof.

[0052] In still other embodiments, the invention provides compounds having the formula (XX)



or a pharmaceutically acceptable salt, ester or prodrug thereof.

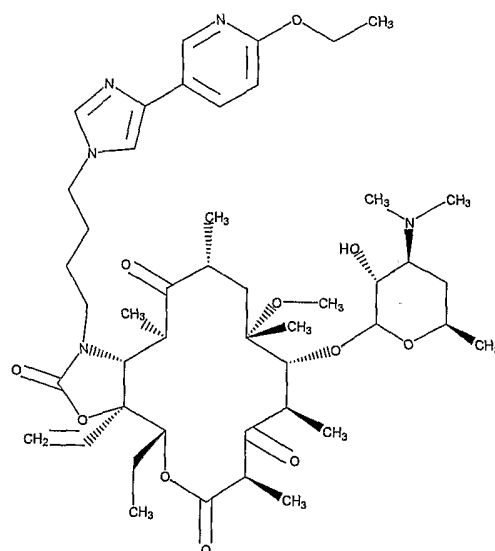
[0053] In still other embodiments, the invention provides compounds having the formula (XXI)



(XXI)

or a pharmaceutically acceptable salt, ester or prodrug thereof.

[0054] In still other embodiments, the invention provides compounds having the formula (XXII)

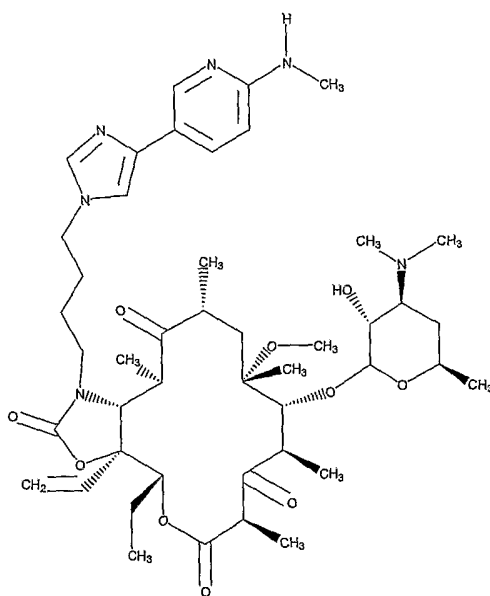


(XXII)

or a pharmaceutically acceptable salt, ester or prodrug thereof

[0055] In still other embodiments, the invention provides compounds having the

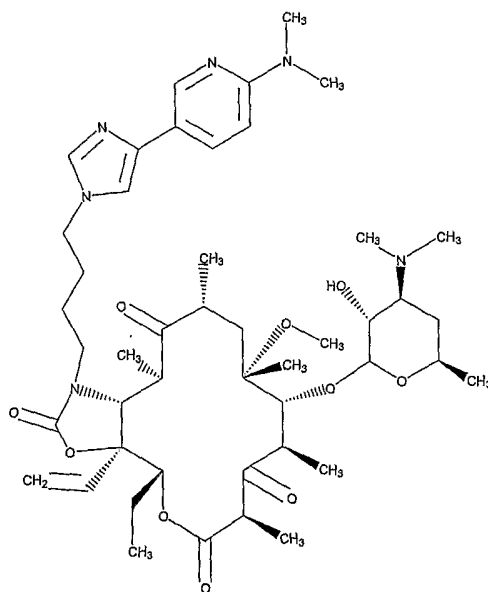
formula (XXIII)



(XXIII)

or a pharmaceutically acceptable salt, ester or prodrug thereof.

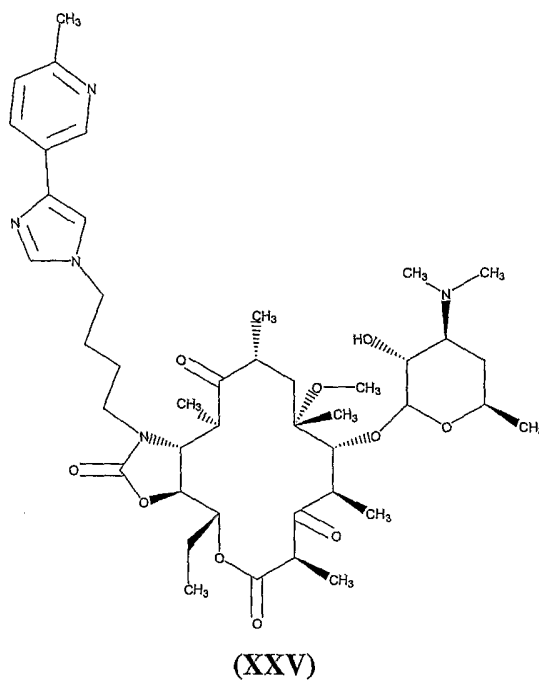
[0056] In still other embodiments, the invention provides compounds having the formula (XXIV)



(XXIV)

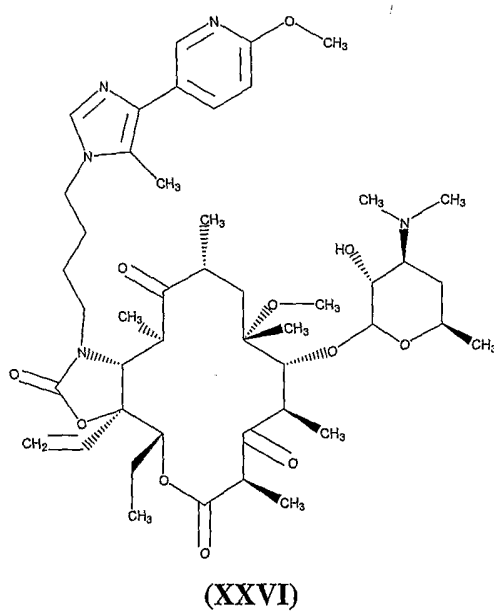
or a pharmaceutically acceptable salt, ester or prodrug thereof.

[0057] In still other embodiments, the invention provides compounds having the formula (XXV)



or a pharmaceutically acceptable salt, ester or prodrug thereof.

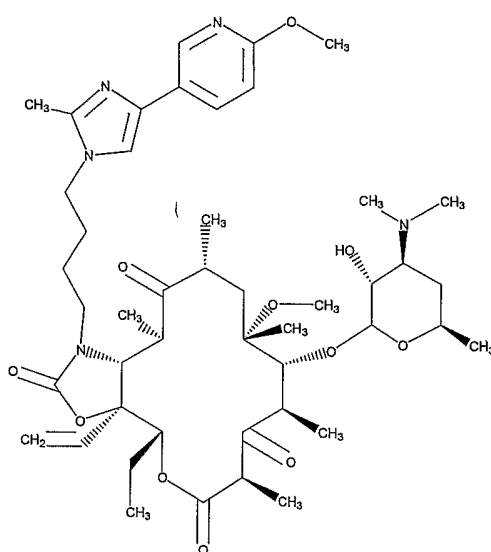
[0058] In still other embodiments, the invention provides compounds having the formula (XXVI)



or a pharmaceutically acceptable salt, ester or prodrug thereof.

[0059] In still other embodiments, the invention provides compounds having the formula (XXVII):

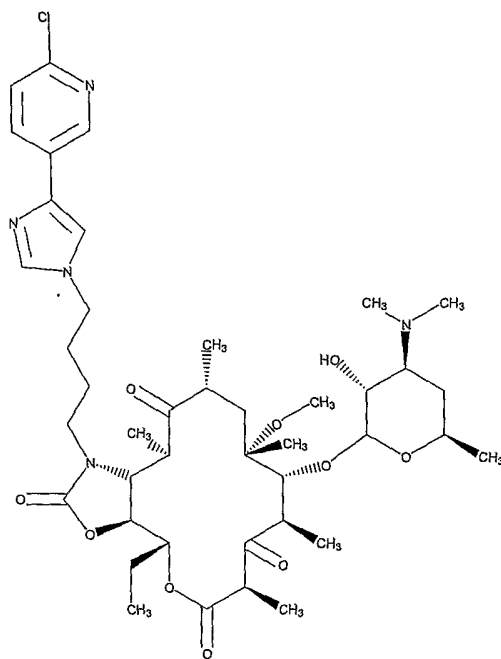
[0060] In still other embodiments, the invention provides compounds having the formula



(XXVII)

or a pharmaceutically acceptable salt, ester or prodrug thereof.

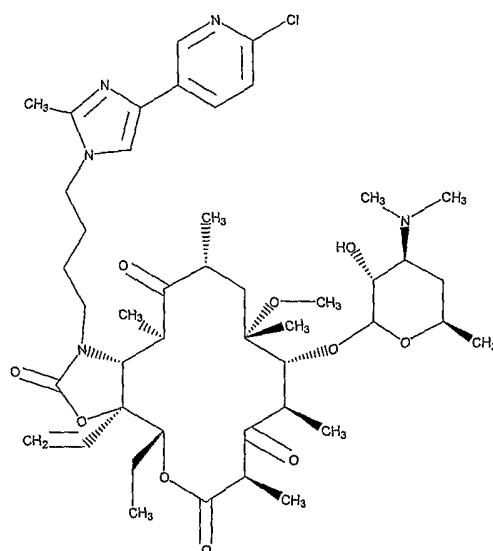
[0061] In still other embodiments, the invention provides compounds having the formula (XXVIII)



(XXVIII)

or a pharmaceutically acceptable salt, ester or prodrug thereof.

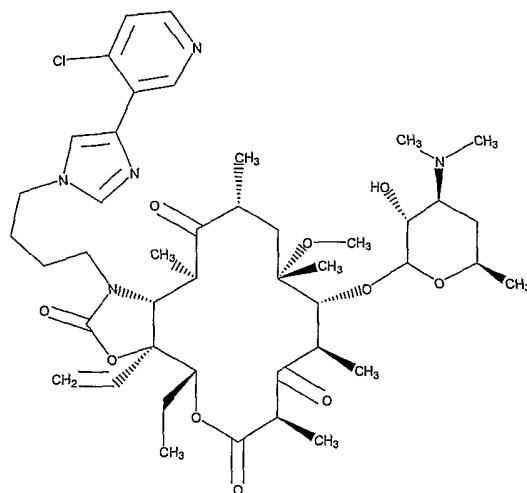
[0062] In still other embodiments, the invention provides compounds having the formula (XXIX)



(XXIX)

or a pharmaceutically acceptable salt, ester or prodrug thereof.

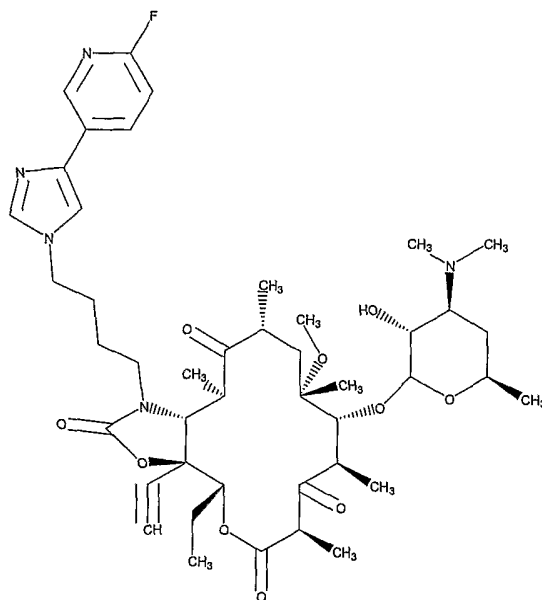
[0063] In still other embodiments, the invention provides compounds having the formula (XXX):



(XXX)

or a pharmaceutically acceptable salt, ester or prodrug thereof.

[0064] In still other embodiments, the invention provides compounds having the formula (XXXI)

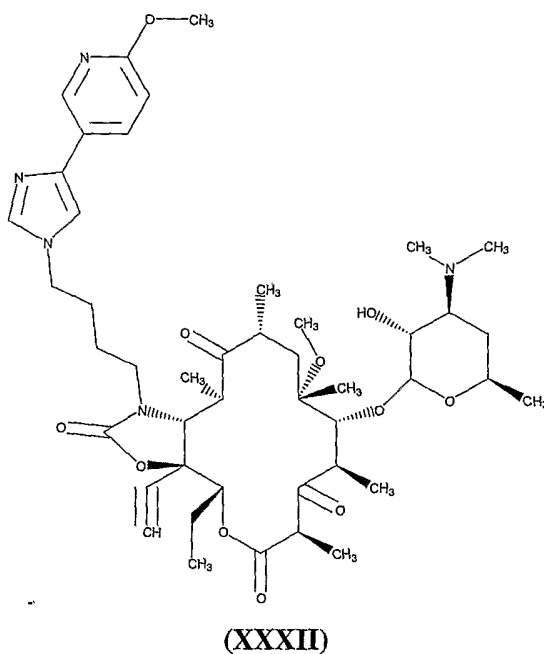


(XXXI)

or a pharmaceutically acceptable salt, ester or prodrug thereof.

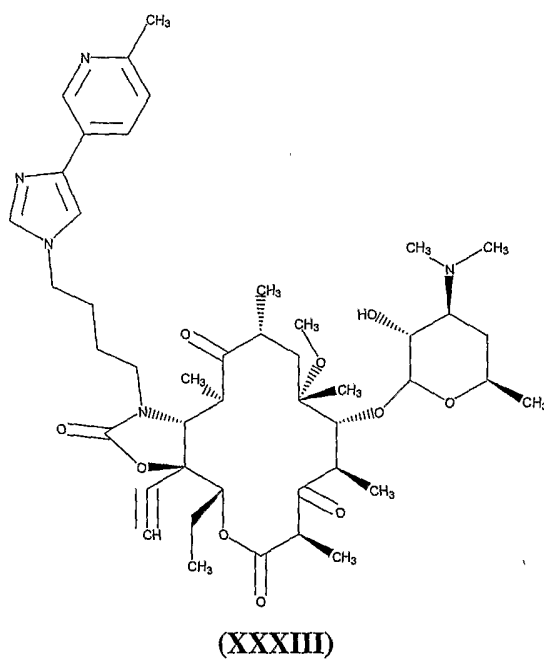
[0065] In still other embodiments, the invention provides compounds having the

formula (XXXII)



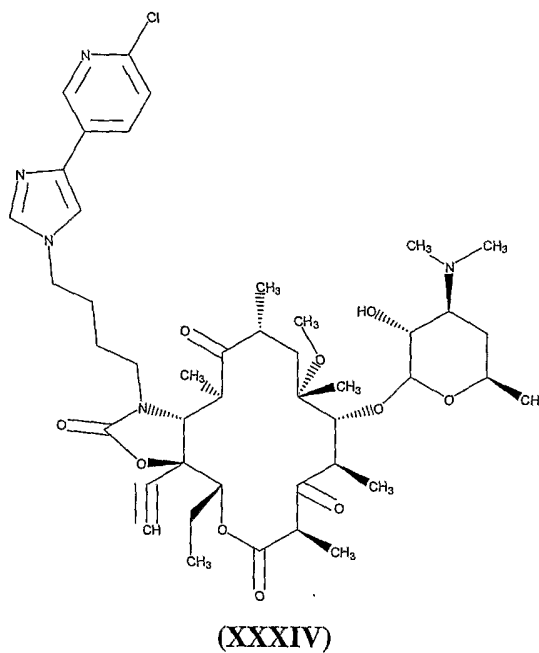
or a pharmaceutically acceptable salt, ester or prodrug thereof.

[0066] In still other embodiments, the invention provides compounds having the formula (XXXIII)



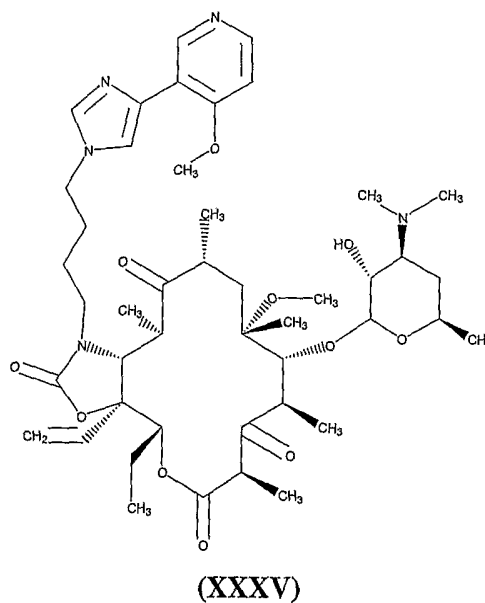
or a pharmaceutically acceptable salt, ester or prodrug thereof.

[0067] In still other embodiments, the invention provides compounds having the formula (XXXIV)



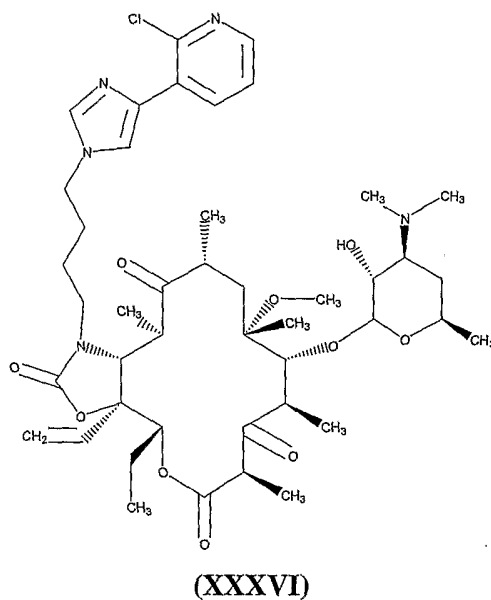
or a pharmaceutically acceptable salt, ester or prodrug thereof.

[0068] In still other embodiments, the invention provides compounds having the formula (XXXV)



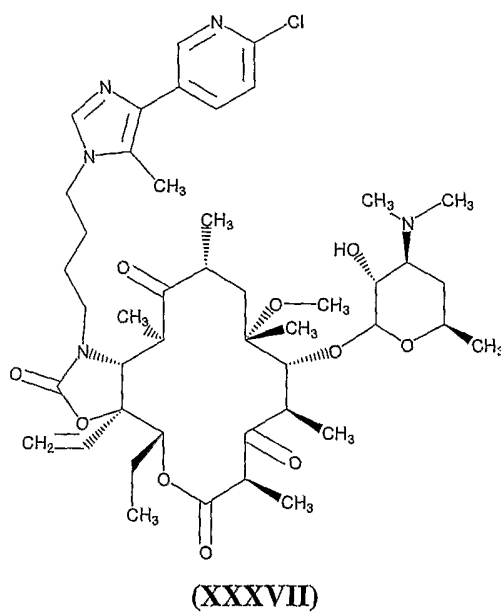
or a pharmaceutically acceptable salt, ester or prodrug thereof.

[0069] In still other embodiments, the invention provides compounds having the formula (XXXVI)



or a pharmaceutically acceptable salt, ester or prodrug thereof.

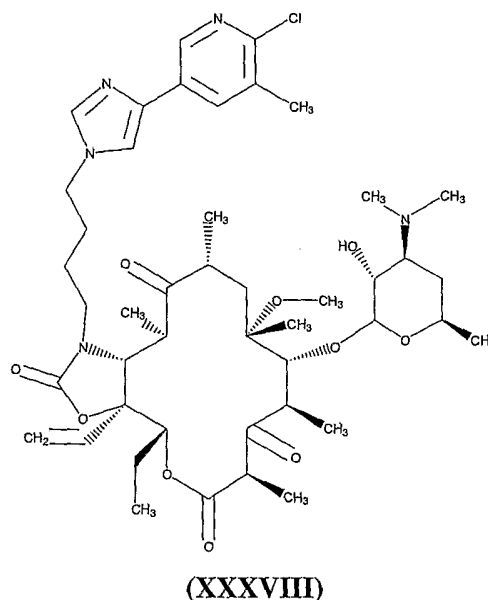
[0070] In still other embodiments, the invention provides compounds having the formula (XXXVII)



or a pharmaceutically acceptable salt, ester or prodrug thereof.

[0071] In still other embodiments, the invention provides compounds having the

formula (XXXVIII)



or a pharmaceutically acceptable salt, ester or prodrug thereof.

[0072] In some embodiments, the invention provides compounds of formula XII wherein

- q is 1, R³³ is hydrogen, R³⁴ is hydrogen, and R³² is 6-methyl; or
- q is 1, R³³ is hydrogen, R³⁴ is hydrogen, and R³² is 6-fluoro; or
- q is 1, R³³ is hydrogen, R³⁴ is hydrogen, and R³² is 6-chloro; or
- q is 1, R³³ is hydrogen, R³⁴ is hydrogen, and R³² is 6-methoxy; or
- q is 1, R³³ is hydrogen, R³⁴ is hydrogen, and R³² is 6-ethoxy; or
- q is 1, R³³ is hydrogen, R³⁴ is hydrogen, and R³² is 6-amino; or
- q is 1, R³³ is hydrogen, R³⁴ is hydrogen, and R³² is 6-methylamino; or
- q is 1, R³³ is hydrogen, R³⁴ is hydrogen, and R³² is 6-dimethylamino; or
- q is 1, R³³ is hydrogen, R³⁴ is hydrogen, and R³² is 4-chloro; or
- q is 1, R³³ is hydrogen, R³⁴ is hydrogen, and R³² is 4-methoxy; or
- q is 1, R³³ is hydrogen, R³⁴ is hydrogen, and R³² is 2-chloro; or
- q is 1, R³³ is hydrogen, R³⁴ is hydrogen, and R³² is 2-methoxy; or
- q is 2, R³³ is hydrogen, R³⁴ is hydrogen, one of R³² is 5-methyl, and the other of R³² is 6-chloro; or
- q is 1, R³³ is methyl, R³⁴ is hydrogen, and R³² is 6-methoxy; or

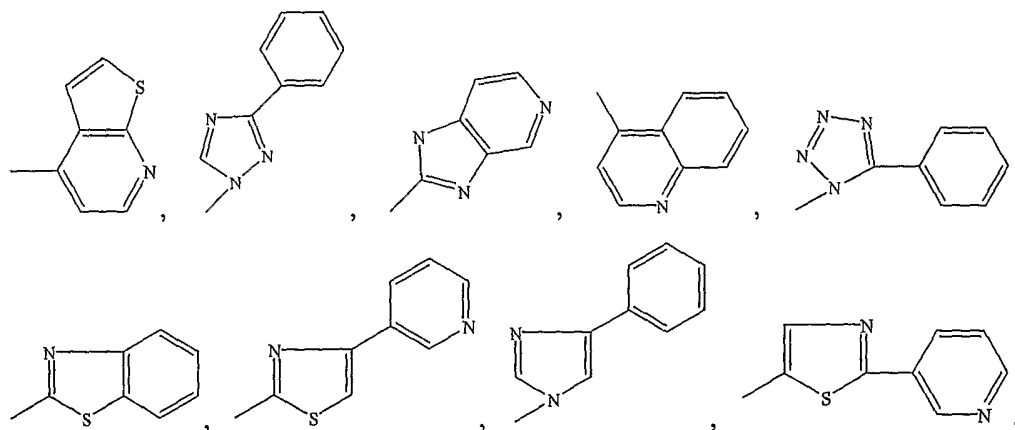
q is 1, R³³ is methyl, R³⁴ is hydrogen, and R³² is 6-chloro; or
 q is 1, R³³ is hydrogen, R³⁴ is methyl, and R³² is 6-methoxy; or
 q is 1, R³³ is hydrogen, R³⁴ is methyl, and R³² is 6-chloro.

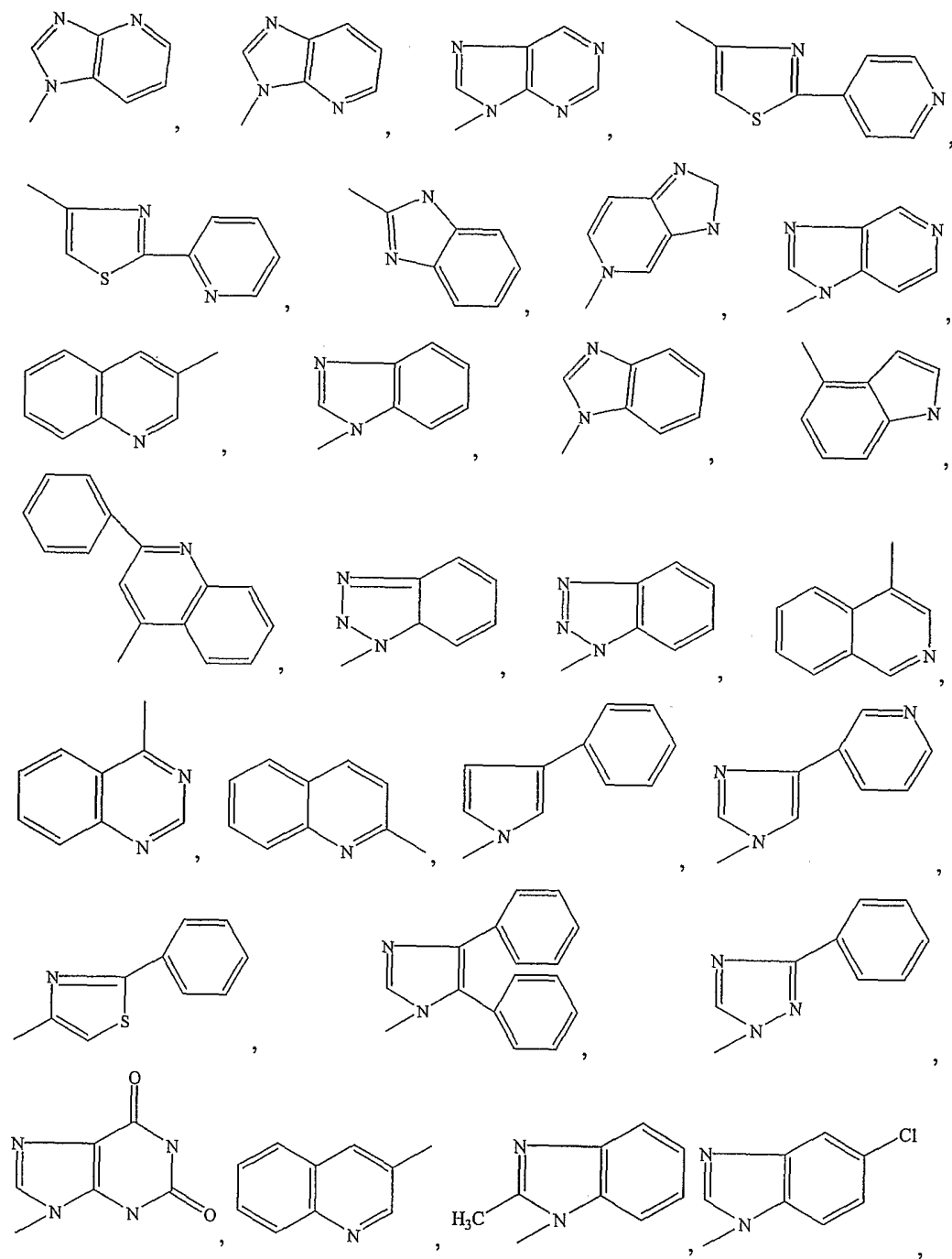
[0073] In yet another embodiment, the invention provides for a pharmaceutical composition comprising the compounds presented herein, pharmaceutically acceptable salts, esters, or prodrugs thereof, and a pharmaceutically acceptable carrier.

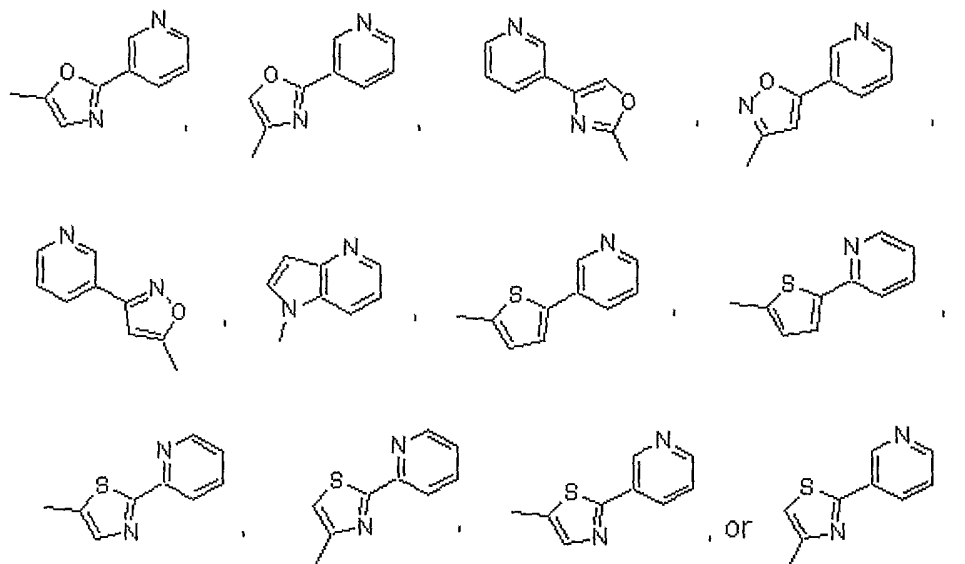
[0074] In yet another embodiment, the invention provides for a method of treating bacterial infection in a patient in need thereof comprising administering to said patient a therapeutically effecting amount of a pharmaceutical composition comprising a therapeutically effective amount of a compound presented herein, or a pharmaceutically acceptable salt, ester, or prodrug thereof, and a pharmaceutically acceptable carrier. In one embodiment, the patient is a mammal. In another embodiment the patient is a human.

[0075] In still another embodiment, the invention also provides for the use of the compounds presented herein in the manufacture of a medicament for the treatment or prophylaxis of bacterial infections.

[0076] In certain aspects, representative compounds of formulas II, III, IV, V, VI, VII, VIII, or XII are provided which include, but are not limited to, compounds in which Ra is hydrogen, substituted or unsubstituted C₁-C₁₂-alkyl, C₂-C₄-alkenyl, C₂-C₄-alkynyl, aryl, or thioester; X is =O; L is -CO; P is =O; T is -NH- or -N(W-Rf), wherein W is as previously defined and Rf is an alkyl or substituted alkyl group, which may be further substituted by a heteroaryl selected from but not limited to







A, B, D, and E are H; and R is methyl, allyl, propyl, $-\text{CH}_2\text{CHO}$, $-\text{CH}_2\text{CH}=\text{NOH}$, $-\text{CH}_2\text{CN}$, $-\text{CH}_2\text{CH}_2\text{NH}_2$, $-\text{CH}_2\text{CH}_2\text{NHCH}_2\text{-phenyl}$, $-\text{CH}_2\text{CH}_2\text{NHCH}_2\text{CH}_2\text{-phenyl}$, $-\text{CH}_2\text{CH}_2\text{-NHCH}(\text{CO}_2\text{CH}_3)\text{CH}_2\text{-phenyl}$, $-\text{CH}_2\text{CH}_2\text{NHCH}_2(4\text{-pyridyl})$, $-\text{CH}_2\text{CH}_2\text{NHCH}_2(4\text{-quinolyl})$, $-\text{CH}_2\text{CH}=\text{CH-phenyl}$, $-\text{CH}_2\text{CH}_2\text{CH}_2\text{-phenyl}$, $-\text{CH}_2\text{CH}=\text{CH}(4\text{-methoxyphenyl})$, $-\text{CH}_2\text{CH}=\text{CH}(4\text{-chlorophenyl})$, $-\text{CH}_2\text{CH}=\text{CH}(3\text{-quinolyl})$, $-\text{CH}_2\text{CH}_2\text{CH}_2\text{OH}$, $-\text{CH}_2\text{C}(\text{O})\text{OH}$, $-\text{CH}_2\text{CH}_2\text{CH}=\text{CHCH}_3$, $-\text{CH}_2\text{CH}_2\text{NHCH}_2\text{OH}$, $-\text{CH}_2\text{CH}_2\text{N}(\text{CH}_3)_2$, $-\text{CH}_2\text{CH}_2(1\text{-morpholinyl})$, $-\text{CH}_2\text{C}(\text{O})\text{NH}_2$, $-\text{CH}_2\text{NHC}(\text{O})\text{NH}_2$, $-\text{CH}_2\text{NHC}(\text{O})\text{CH}_3$, $-\text{CH}_2\text{F}$, $-\text{CH}_2\text{CH}_2\text{OCH}_3$, $-\text{CH}_2\text{CH}_3$, $-\text{CH}_2\text{CH}=\text{C}(\text{CH}_3)_2$, $-\text{CH}_2\text{CH}_2\text{CH}(\text{CH}_3)\text{CH}_3$, $-\text{CH}_2\text{CH}_2\text{OCH}_2\text{CH}_2\text{OCH}_3$, $-\text{CH}_2\text{SCH}_3$, $-\text{cyclopropyl}$, $-\text{CH}_2\text{OCH}_3$, $-\text{CH}_2\text{CH}_2\text{F}$, $-\text{CH}_2\text{-cyclopropyl}$, $-\text{CH}_2\text{CH}_2\text{CHO}$, $-\text{C}(\text{O})\text{CH}_2\text{CH}_2\text{CH}_3$, $-\text{CH}_2(4\text{-nitrophenyl})$, $-\text{CH}_2(4\text{-chlorophenyl})$, $-\text{CH}_2(4\text{-methoxyphenyl})$, $-\text{CH}_2(4\text{-cyanophenyl})$, $-\text{CH}_2\text{CH}=\text{CHC}(\text{O})\text{OCH}_3$, $-\text{CH}_2\text{CH}=\text{CHC}(\text{O})\text{OCH}_2\text{CH}_3$, $-\text{CH}_2\text{CH}=\text{CHCH}_3$, $-\text{CH}_2\text{CH}=\text{CHCH}_2\text{CH}_3$, $-\text{CH}_2\text{CH}=\text{CHCH}_2\text{CH}_2\text{CH}_3$, $-\text{CH}_2\text{CH}=\text{CHSO}_2\text{-phenyl}$, $-\text{CH}_2\text{C}=\text{C-Si}(\text{CH}_3)_3$, $-\text{CH}_2\text{C}=\text{CCH}_2\text{CH}_2\text{CH}_2\text{CH}_2\text{CH}_3$, $-\text{CH}_2\text{C}=\text{CCH}_3$, $-\text{CH}_2(2\text{-pyridyl})$, $-\text{CH}_2(3\text{-pyridyl})$, $-\text{CH}_2(4\text{-pyridyl})$, $-\text{CH}_2(4\text{-quinolyl})$, $-\text{CH}_2\text{NO}_2$, $-\text{CH}_2\text{C}(\text{O})\text{OCH}_3$, $-\text{CH}_2\text{C}(\text{O})\text{-phenyl}$, $-\text{CH}_2\text{C}(\text{O})\text{CH}_2\text{CH}_3$, $-\text{CH}_2\text{Cl}$, $-\text{CH}_2\text{S}(\text{O})_2\text{-phenyl}$, $-\text{CH}_2\text{CH}=\text{CHBr}$, $-\text{CH}_2\text{CH}=\text{CH}(4\text{-quinolyl})$, $-\text{CH}_2\text{CH}_2\text{CH}_2(4\text{-quinolyl})$, $-\text{CH}_2\text{CH}=\text{CH}(5\text{-quinolyl})$, $-\text{CH}_2\text{CH}_2\text{CH}_2(5\text{-quinolyl})$, $-\text{CH}_2\text{CH}=\text{CH}(4\text{-benzoxazolyl})$, $-\text{CH}_2\text{CH}=\text{CH}(7\text{-benzimidazolyl})$, $-\text{CH}_2(3\text{-iodophenyl})$, $-\text{CH}_2(2\text{-$

naphthyl), $-\text{CH}_2\text{-CH=CH-(4-fluorophenyl)}$, $-\text{CH}_2\text{-CH(OH)-CN}$, $-\text{CH}_2\text{CH=CH-(quin-oxalin-6-yl)}$, $-\text{CH}_2\text{CH=CH-}([1,8]\text{-naphthyridin-3-yl})$, $-\text{CH}_2\text{CH=CH-}([1,5]\text{-naphthyridin-3-yl})$, $-\text{CH}_2\text{CH=CH-(5-pyridin-2-yl-thiophen-2-yl)}$, $-\text{CH}_2\text{CH=CH-(5-pyridin-3-yl-thiophen-2-yl)}$, $-\text{CH}_2\text{CH=CH-(5-(6-methylpyridin-3-yl)-thiophen-2-yl)}$, $-\text{CH}_2\text{CH=CH-(5-thiazol-2-yl-thiophen-2-yl)}$, $-\text{CH}_2\text{CH=CH-(5-thiazol-5-yl-thiophen-2-yl)}$, $-\text{CH}_2\text{CH=CH-(5-pyrimidin-2-yl-thiophen-2-yl)}$, $-\text{CH}_2\text{CH=CH-(5-pyrazin-2-yl-thiophen-2-yl)}$, $-\text{CH}_2\text{C}\equiv\text{C-(quinolin-3-yl)}$, $-\text{CH}_2\text{C}\equiv\text{C-(quinoxalin-6-yl)}$, $-\text{CH}_2\text{C}\equiv\text{C-}([1,8]\text{-naphthyridin-3-yl})$, $-\text{CH}_2\text{C}\equiv\text{C-}([1,5]\text{-naphthyridin-3-yl})$, $-\text{CH}_2\text{C}\equiv\text{C-(5-pyridin-2-yl-thiophen-2-yl)}$, $-\text{CH}_2\text{C}\equiv\text{C-(5-pyridin-3-yl-thiophen-2-yl)}$, $-\text{CH}_2\text{C}\equiv\text{C-(5-(6-methylpyridin-3-yl)-thiophen-2-yl)}$, $-\text{CH}_2\text{C}\equiv\text{C-(5-thiazol-2-yl-thiophen-2-yl)}$, $-\text{CH}_2\text{C}\equiv\text{C-(5-thiazol-5-yl-thiophen-2-yl)}$, $-\text{CH}_2\text{C}\equiv\text{C-(5-pyrimidin-2-yl-thiophen-2-yl)}$, or $-\text{CH}_2\text{C}\equiv\text{C-(5-pyrazin-2-yl-thiophen-2-yl)}$.

DEFINITIONS

[0077] As used throughout this specification and the appended claims, the following terms have the meanings specified.

[0078] The term "alkyl" refers to saturated, straight, or branched chain hydrocarbon groups that do not contain heteroatoms. Thus the phrase includes straight chain alkyl groups such as methyl, ethyl, propyl, butyl, pentyl, hexyl, heptyl, octyl, nonyl, decyl, undecyl, dodecyl, and the like. The phrase also includes branched chain isomers of straight chain alkyl groups, including but not limited to, the following which are provided by way of example: $-\text{CH}(\text{CH}_3)_2$, $-\text{CH}(\text{CH}_3)(\text{CH}_2\text{CH}_3)$, $-\text{CH}(\text{CH}_2\text{CH}_3)_2$, $-\text{C}(\text{CH}_3)_3$, $-\text{C}(\text{CH}_2\text{CH}_3)_3$, $-\text{CH}_2\text{CH}(\text{CH}_3)_2$, $-\text{CH}_2\text{CH}(\text{CH}_3)(\text{CH}_2\text{CH}_3)$, $-\text{CH}_2\text{CH}(\text{CH}_2\text{CH}_3)_2$, $-\text{CH}_2\text{C}(\text{CH}_3)_3$, $-\text{CH}_2\text{C}(\text{CH}_2\text{CH}_3)_3$, $-\text{CH}(\text{CH}_3)\text{CH}(\text{CH}_3)(\text{CH}_2\text{CH}_3)$, $-\text{CH}_2\text{CH}_2\text{CH}(\text{CH}_3)_2$, $-\text{CH}_2\text{CH}_2\text{CH}(\text{CH}_3)(\text{CH}_2\text{CH}_3)$, $-\text{CH}_2\text{CH}_2\text{CH}(\text{CH}_2\text{CH}_3)_2$, $-\text{CH}_2\text{CH}_2\text{C}(\text{CH}_3)_3$, $-\text{CH}_2\text{CH}_2\text{C}(\text{CH}_2\text{CH}_3)_3$, $-\text{CH}(\text{CH}_3)\text{CH}_2\text{CH}(\text{CH}_3)_2$, $-\text{CH}(\text{CH}_3)\text{CH}(\text{CH}_3)\text{CH}(\text{CH}_3)_2$, $-\text{CH}(\text{CH}_2\text{CH}_3)\text{CH}(\text{CH}_3)\text{CH}(\text{CH}_3)(\text{CH}_2\text{CH}_3)$, and others. Alkyl also includes cyclic alkyl groups such as cyclopropyl, cyclobutyl, cyclopentyl, cyclohexyl, cycloheptyl, and cyclooctyl and such rings substituted with straight and branched chain alkyl groups as defined above. Thus the phrase alkyl groups includes primary alkyl groups, secondary alkyl groups, and tertiary alkyl

groups. Preferred alkyl groups include straight and branched chain alkyl groups and cyclic alkyl groups having 1 to 12 carbon atoms.

[0079] The phrase "substituted alkyl" refers to an alkyl group as defined above in which one or more bonds to a carbon(s) or hydrogen(s) are replaced by a bond to non-hydrogen and non-carbon atoms such as, but not limited to, a halogen atom such as F, Cl, Br, and I; an oxygen atom in groups such as hydroxyl groups, alkoxy groups, aryloxy groups, and ester groups; a sulfur atom in groups such as thiol groups, alkyl and aryl sulfide groups, sulfone groups, sulfonyl groups, and sulfoxide groups; a nitrogen atom in groups such as amines, amides, alkylamines, dialkylamines, arylamines, alkylarylamines, diarylamines, N-oxides, imides, and enamines; a silicon atom in groups such as in trialkylsilyl groups, dialkylarylsilyl groups, alkyl diarylsilyl groups, and triarylsilyl groups; and other heteroatoms in various other groups. Substituted alkyl groups also include groups in which one or more bonds to a carbon(s) or hydrogen(s) atom is replaced by a higher-order bond (e.g., a double- or triple-bond) to a heteroatom such as oxygen in oxo, carbonyl, carboxyl, and ester groups; nitrogen in groups such as imines, oximes, hydrazones, and nitriles. Substituted alkyl groups further include alkyl groups in which one or more bonds to a carbon(s) or hydrogen(s) atoms is replaced by a bond to an aryl, heterocyclyl group, or cycloalkyl group. Preferred substituted alkyl groups include, among others, alkyl groups in which one or more bonds to a carbon or hydrogen atom is/are replaced by one or more bonds to fluorine atoms. Another preferred substituted alkyl group is the trifluoromethyl group and other alkyl groups that contain the trifluoromethyl group. Other preferred substituted alkyl groups include those in which one or more bonds to a carbon or hydrogen atom is replaced by a bond to an oxygen atom such that the substituted alkyl group contains a hydroxyl, alkoxy, or aryloxy group. Still other preferred substituted alkyl groups include alkyl groups that have an amine, or a substituted or unsubstituted alkylamine, dialkylamine, arylamine, (alkyl)(aryl)amine, diarylamine, heterocyclylamine, diheterocyclylamine, (alkyl)(heterocyclyl)amine, or (aryl)(heterocyclyl)amine group.

[0080] The terms "C₁-C₃-alkyl", "C₁-C₆-alkyl", and "C₁-C₁₂-alkyl" as used herein refer to saturated, straight, or branched chain hydrocarbon radicals derived from a

hydrocarbon moiety containing between one and three, one and six, and one and twelve carbon atoms, respectively, by removal of a single hydrogen atom. Examples of C₁-C₃-alkyl radicals include methyl, ethyl, propyl, and isopropyl; examples of C₁-C₆-alkyl radicals include, but are not limited to, methyl, ethyl, propyl, isopropyl, n-butyl, tert-butyl, neopentyl, and n-hexyl. Examples of C₁-C₁₂-alkyl radicals include, but are not limited to, all the foregoing examples as well as n-heptyl, n-octyl, n-nonyl, n-decyl, n-undecyl, and n-dodecyl.

[0081] The term "C₁-C₆-alkoxy" as used herein refers to a C₁-C₆-alkyl group, as previously defined, attached to the parent molecular moiety through an oxygen atom. Examples of C₁-C₆-alkoxy include, but are not limited to, methoxy, ethoxy, propoxy, isopropoxy, n-butoxy, tert-butoxy, neopentoxy, and n-hexoxy.

[0082] The term "C₂-C₁₂-alkenyl" denotes a monovalent group derived from a hydrocarbon moiety containing from two to twelve carbon atoms and having at least one carbon-carbon double bond. Alkenyl groups include, for example, ethenyl, propenyl, butenyl, 1-methyl-2-buten-1-yl, and the like.

[0083] The term "C₂-C₁₂-alkynyl" as used herein refers to a monovalent group derived from a hydrocarbon moiety containing from two to twelve carbon atoms and having at least one carbon-carbon triple bond. Representative alkynyl groups include ethynyl, propynyl, and the like.

[0084] The term 14-member macrolide antibiotics used herein include the natural products erythromycin, narbomycin, lakamycin, and oleandomycin, as well as derivatives such as roxithromycin, clarithromycin, dirithromycin, flurithromycin, and the ketolides (telithromycin, HMR 3004, TE-802, TE-810, ABT 773).

[0085] The term "alkylene" denotes a divalent group derived from a straight or branched chain saturated hydrocarbon by the removal of two hydrogen atoms, for example methylene, 1,2-ethylene, 1,1-ethylene, 1,3-propylene, 2,2-dimethyl-propylene, and the like.

[0086] The term "C₁-C₃-alkylamino" as used herein refers to one or two C₁-C₃-alkyl groups, as previously defined, attached to the parent molecular moiety through a

nitrogen atom. Examples of C₁-C₃-alkylamino include, but are not limited to methylamino, dimethylamino, ethylamino, diethylamino, and propylamino.

[0087] The term "oxo" denotes a group wherein two hydrogen atoms on a single carbon atom in an alkyl group as defined above are replaced with a single oxygen atom (*i.e.*, a carbonyl group).

[0088] The term "aryl" as used herein refers to a mono- or bicyclic carbocyclic ring system having one or two aromatic rings including, but not limited to, phenyl, naphthyl, tetrahydronaphthyl, indanyl, indenyl, and the like. Representative aryl groups comprise from 3 to 12 carbon atoms. Preferable aryl groups include, but are not limited to, aryl groups of C₃-C₁₂, such as C₄-C₁₀ and C₆-C₈. Aryl groups (including bicyclic aryl groups) can be unsubstituted or substituted with one, two, or three substituents independently selected from loweralkyl, substituted loweralkyl, haloalkyl, alkoxy, thioalkoxy, amino, alkylamino, dialkylamino, acylamino, cyano, hydroxy, halo, mercapto, nitro, carboxaldehyde, carboxy, alkoxycarbonyl, and carboxamide. In addition, substituted aryl groups include tetrafluorophenyl and pentafluorophenyl.

[0089] The term "C₃-C₁₂-cycloalkyl" denotes a monovalent group derived from a monocyclic or bicyclic saturated carbocyclic ring compound. Examples include cyclopropyl, cyclobutyl, cyclopentyl, cyclohexyl, bicyclo[2.2.1]heptyl, and bicyclo[2.2.2]octyl.

[0090] The terms "halo" and "halogen" as used herein refer to an atom selected from fluorine, chlorine, bromine, and iodine.

[0091] The term "alkylamino" refers to a group having the structure -NHR', wherein R' is alkyl as previously defined. Examples of alkylamino include, but are not limited to, methylamino, ethylamino, and iso-propylamino.

[0092] The term "dialkylamino" refers to a group having the structure -NR'R'', wherein R' and R'' are independently selected from alkyl as previously defined. Additionally, R' and R'' taken together may optionally be -(CH₂)_k-, wherein k is an integer from 2 to 6. Examples of dialkylamino include, but are not limited to,

dimethylamino, diethylamino, diethylaminocarbonyl, methylethylamino, methylpropylamino, and piperidino.

[0093] The term "haloalkyl" denotes an alkyl group, as defined above, having one, two, or three halogen atoms attached thereto and is exemplified by such groups as chloromethyl, bromoethyl, trifluoromethyl, and the like.

[0094] The term "alkoxycarbonyl" represents an ester group; *i.e.*, an alkoxy group, attached to the parent molecular moiety through a carbonyl group, such as methoxycarbonyl, ethoxycarbonyl, and the like.

[0095] The term "thioalkoxy" refers to an alkyl group as previously defined attached to the parent molecular moiety through a sulfur atom.

[0096] The term "carboxaldehyde" as used herein refers to a group of formula -CHO.

[0097] The term "carboxy" as used herein refers to a group of formula -CO₂H.

[0098] The term "carboxamide" as used herein refers to a group of formula -CONHR'R", wherein R' and R" are independently selected from hydrogen or alkyl, or R' and R" taken together may optionally be -(CH₂)_k-, wherein k is an integer from 2 to 6.

[0099] The term "heteroaryl", as used herein, refers to a cyclic or bicyclic aromatic radical having from five to ten ring atoms in each ring of which one atom of the cyclic or bicyclic ring is selected from S, O, and N; zero, one or two ring atoms are additional heteroatoms independently selected from S, O, and N; and the remaining ring atoms are carbon, the radical being joined to the rest of the molecule via any of the ring atoms, such as, for example, pyridyl, pyrazinyl, pyrimidinyl, pyrrolyl, pyrazolyl, imidazolyl, thiazolyl, oxazolyl, isooxazolyl, thiadiazolyl, oxadiazolyl, thiophenyl, furanyl, quinolinyl, isoquinolinyl, and naphthyridinyl. Representative heteroaryl groups comprise from 3 to 12 carbon atoms. Preferable heteroaryl groups include, but are not limited to, aryl groups of C₃-C₁₂, such as C₄-C₁₀ and C₆-C₈. Representative examples of heteroaryl moieties include, but not limited to, pyridin-3-yl-1H-imidazol-1-yl, phenyl-1H-imidazol-1-yl, 3H-imidazo[4,5-b]pyridin-3-yl, quinolin-4-yl, 4-pyridin-3-yl-1H-imidazol-1-yl, quinolin-4-yl, quinolin-2-yl, 2-methyl-4-pyridin-3-yl-1H-imidazol-1-yl, 5-methyl-4-pyridin-3-yl-1H-imidazol-1-yl,

1H-imidazo[4,5-b]pyridin-1-yl, pyridin-3-ylmethyl, 3H-imidazo[4,5-b]pyridin-3-yl, 4-pyrimidin-5-yl-1H-imidazol-1-yl, 4-pyrazin-2-yl-1H-imidazol-1-yl, 4-pyridin-3-yl-1H-imidazol-1-yl, 4-pyridin-4-yl-1H-imidazol-1-yl, 4-(6-methylpyridin-3-yl)-1H-imidazol-1-yl, 4-(6-fluoropyridin-3-yl)-1H-imidazol-1-yl, 5-(3-aminophenyl)-1,3-thiazol-2-yl, 3-pyridin-3-ylphenoxy, 4-pyridin-3-ylphenoxy, 3H-imidazo[4,5-b]pyridin-3-yl, 4-phenyl-1H-imidazol-1-yl, 1H-pyrrolo[3,2-b]pyridin-1-yl, quinolin-3-yl, 2-methylquinolin-4-yl, trifluoromethyl)quinolin-4-yl, 8-(trifluoromethyl)-quinolin-4-yl, 2-phenoxyethoxy, 4-pyridin-3-ylphenoxy, 3-pyridin-3-ylphenoxy, 5-phenyl-1,3-thiazole, 5-(2,4-difluorophenyl)-1,3-thiazol-2-yl, 5-(3-aminophenyl)-1,3-thiazol-2-yl, (3,3'-bipyridin-5-ylmethyl)(methyl)amino, (6-methylpyridin-3-yl)-1H-imidazol-1-yl, methyl(quinolin-3-ylmethyl)amino, 3-phenylisoxazol-5-yl, 3-(4-methylphenyl)isoxazol-5-yl, and the like.

[00100] The term "heterocycloalkyl" as used herein, refers to a non-aromatic partially unsaturated or fully saturated 3- to 10-membered ring system, which includes single rings of 3 to 8 atoms in size and bi- or tri-cyclic ring systems which may include aromatic six-membered aryl or heteroaryl rings fused to a non-aromatic ring. These heterocycloalkyl rings include those having from one to three heteroatoms independently selected from oxygen, sulfur, and nitrogen, in which the nitrogen and sulfur heteroatoms may optionally be oxidized and the nitrogen heteroatom may optionally be quaternized.

[00101] Representative heterocycles include, but are not limited to, pyrrolidinyl, pyrazolinyl, pyrazolidinyl, imidazolinyl, imidazolidinyl, piperidinyl, piperazinyl, oxazolidinyl, isoxazolidinyl, morpholinyl, thiazolidinyl, isothiazolidinyl, and tetrahydrofuryl.

[00102] The term "heteroarylalkyl" as used herein, refers to a heteroaryl group as defined above attached to the parent molecular moiety through an alkylene group wherein the alkylene group is of one to four carbon atoms.

[00103] "Hydroxy-protecting group", as used herein, refers to an easily removable group which is known in the art to protect a hydroxyl group against undesirable reaction during synthetic procedures and to be selectively removable. The use of hydroxy-protecting groups is well known in the art for protecting groups

against undesirable reactions during a synthetic procedure and many such protecting groups are known, cf., for example, T. H. Greene and P. G. M. Wuts, *Protective Groups in Organic Synthesis*, 2nd edition, John Wiley & Sons, New York (1991). Examples of hydroxy-protecting groups include, but are not limited to, methylthiomethyl, tert-dimethylsilyl, tert-butyldiphenylsilyl, ethers such as methoxymethyl, and esters including acetyl, benzoyl, and the like.

[00104] The term "ketone protecting group", as used herein, refers to an easily removable group which is known in the art to protect a ketone group against undesirable reaction during synthetic procedures and to be selectively removable. The use of ketone-protecting groups is well known in the art for protecting groups against undesirable reaction during a synthetic procedure and many such protecting groups are known, cf., for example, T. H. Greene and P. G. M. Wuts, *Protective Groups in Organic Synthesis*, 2nd edition, John Wiley & Sons, New York (1991). Examples of ketone-protecting groups include, but are not limited to, ketals, oximes, O-substituted oximes for example O-benzyl oxime, O-phenylthiomethyl oxime, 1-isopropoxycyclohexyl oxime, and the like.

[00105] The term "protected-hydroxy" refers to a hydroxy group protected with a hydroxy protecting group, as defined above, including benzoyl, acetyl, trimethylsilyl, triethylsilyl, and methoxymethyl groups, for example.

[00106] The term "substituted aryl" as used herein refers to an aryl group as defined herein substituted by independent replacement of one, two, or three of the hydrogen atoms thereon with Cl, Br, F, I, OH, CN, C₁-C₃-alkyl, C₁-C₆-alkoxy, C₁-C₆-alkoxy substituted with aryl, haloalkyl, thioalkyl, thioalkoxy, amino, alkylamino, dialkylamino, mercapto, nitro, carboxaldehyde, carboxy, alkoxycarbonyl, and carboxamide. In addition, any one substituent may be an aryl, heteroaryl, or heterocycloalkyl group.

[00107] The term "substituted heteroaryl" as used herein refers to a heteroaryl group as defined herein substituted by independent replacement of one, two, or three of the hydrogen atoms thereon with Cl, Br, F, I, OH, CN, C₁-C₃-alkyl, C₁-C₆-alkoxy, C₁-C₆-alkoxy substituted with aryl, haloalkyl, thioalkoxy, amino, alkylamino, dialkylamino, mercapto, nitro, carboxaldehyde, carboxy, alkoxycarbonyl, and

carboxamide. In addition, any one substituent may be an aryl, heteroaryl, or heterocycloalkyl group.

[00108] The term "substituted heterocycloalkyl" as used herein, refers to a heterocycloalkyl group, as defined above, substituted by independent replacement of one, two or three of the hydrogen atoms thereon with Cl, Br, F, I, OH, CN, C₁-C₃-alkyl, C₁-C₆-alkoxy, C₁-C₆-alkoxy substituted with aryl, haloalkyl, thioalkyl, thioalkoxy, amino, alkylamino, dialkylamino, mercapto, nitro, carboxaldehyde, carboxy, alkoxycarbonyl and carboxamide. In addition, any one substituent may be an aryl, heteroaryl, or heterocycloalkyl group.

[00109] Numerous asymmetric centers may exist in the compounds of the present invention. Except where otherwise noted, the present invention contemplates the various stereoisomers and mixtures thereof. Accordingly, whenever a bond is represented by a wavy line, it is intended that a mixture of stereo-orientations or an individual isomer of assigned or unassigned orientation may be present.

[00110] As used herein, the term "pharmaceutically acceptable salt" refers to those salts which are, within the scope of sound medical judgment, suitable for use in contact with the tissues of humans and lower animals without undue toxicity, irritation, allergic response and the like, and are commensurate with a reasonable benefit/risk ratio. Pharmaceutically acceptable salts are well known in the art. For example, S. M. Berge, et al. describe pharmaceutically acceptable salts in detail in J. Pharmaceutical Sciences, 66: 1-19 (1977), incorporated herein by reference. The salts can be prepared *in situ* during the final isolation and purification of the compounds of the invention, or separately by reacting the free base function with a suitable organic acid. Examples of pharmaceutically acceptable, nontoxic acid addition salts are salts of an amino group formed with inorganic acids such as hydrochloric acid, hydrobromic acid, phosphoric acid, sulfuric acid and perchloric acid or with organic acids such as acetic acid, oxalic acid, maleic acid, tartaric acid, citric acid, succinic acid or malonic acid or by using other methods used in the art such as ion exchange. Other pharmaceutically acceptable salts include adipate, alginate, ascorbate, aspartate, benzenesulfonate, benzoate, bisulfate, borate, butyrate, camphorate, camphorsulfonate, citrate, cyclopentanepropionate, digluconate, dodecylsulfate,

ethanesulfonate, formate, fumarate, glucoheptonate, glycerophosphate, gluconate, hemisulfate, heptanoate, hexanoate, hydroiodide, 2-hydroxy-ethanesulfonate, lactobionate, lactate, laurate, lauryl sulfate, malate, maleate, malonate, methanesulfonate, 2-naphthalenesulfonate, nicotinate, nitrate, oleate, oxalate, palmitate, pamoate, pectinate, persulfate, 3-phenylpropionate, phosphate, picrate, pivalate, propionate, stearate, succinate, sulfate, tartrate, thiocyanate, p-toluenesulfonate, undecanoate, valerate salts, and the like. Representative alkali or alkaline earth metal salts include sodium, lithium, potassium, calcium, magnesium, and the like. Further pharmaceutically acceptable salts include, when appropriate, nontoxic ammonium, quaternary ammonium, and amine cations formed using counterions such as halide, hydroxide, carboxylate, sulfate, phosphate, nitrate, loweralkyl sulfonate and aryl sulfonate.

[00111] As used herein, the term "pharmaceutically acceptable ester" refers to esters which hydrolyze *in vivo* and include those that break down readily in the human body to leave the parent compound or a salt thereof. Suitable ester groups include, for example, those derived from pharmaceutically acceptable aliphatic COOH, particularly alkanoic, alkenoic, cycloalkanoic and alkanedioic acids, in which each alkyl or alkenyl moiety advantageously has not more than 6 carbon atoms. Representative examples of particular esters include, but are not limited to, formates, acetates, propionates, butyrates, acrylates and ethylsuccinates.

[00112] The term "pharmaceutically acceptable prodrugs" as used herein refers to those prodrugs of the compounds of the present invention which are, within the scope of sound medical judgment, suitable for use in contact with the tissues of humans and lower animals with undue toxicity, irritation, allergic response, and the like, commensurate with a reasonable benefit/risk ratio, and effective for their intended use, as well as the zwitterionic forms, where possible, of the compounds of the invention. The term "prodrug" refers to compounds that are rapidly transformed *in vivo* to yield the parent compound of the above formula, for example by hydrolysis in blood. A thorough discussion is provided in T. Higuchi and V. Stella, Pro-drugs as Novel Delivery Systems, Vol. 14 of the A.C.S. Symposium Series, and in Edward B. Roche, ed., Bioreversible Carriers in Drug Design, American Pharmaceutical

Association and Pergamon Press, 1987, both of which are incorporated herein by reference.

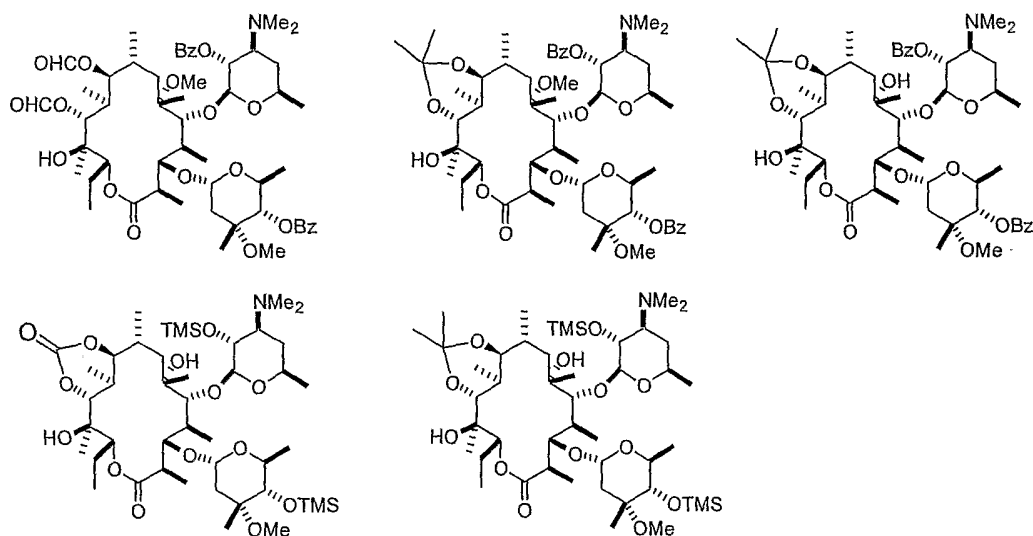
SYNTHETIC METHODS

[00113] Synthesis of the compounds of the invention can be broadly summarized as follows. 1) The free alcohols on the sugars and the reduced C₉ ketone are protected in a fashion that allows for the relatively efficient elimination of the C₁₂ hydroxy group (*i.e.*, without burdensome competing side products) to form an alkene intermediate. 2) The alkene intermediate is converted to an epoxide, diol, or ketone intermediate. 3) The epoxide, diol, and ketone is then used to introduce new C₁₂ substituents. 4) Further manipulations are then carried out as needed to generate the desired final products.

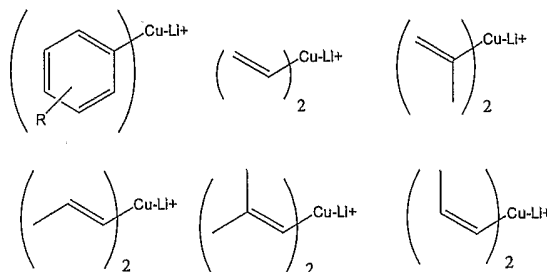
[00114] 1. Useful intermediates for producing useful C₁₂ olefins. The above-described disclosure of the Lartey patent (U.S. Patent No. 5,217,960) is limited, because the C₉ amine disclosed therein cannot be converted to a ketone to access C₉-keto analogs combined with C₁₂ modifications. The unavailability of this option is unfortunate in view of the fact that compounds lacking the C₉-keto group generally show weak antibacterial activity. Alternatively the disclosure of the Hauske patent (U.S. Patent No. 4,857,641) typically leads to a complex mixture of products. Thus, Hauske does not show or suggest synthetically reasonable routes to address the deficiencies of Lartey.

[00115] Thus, in one aspect, the invention provides macrolide and ketolide synthesis procedures having advantages over the prior teachings of Hauske and Lartey. Surprisingly, the inventors have found that the C₉ and C₁₁-diols, when protected as acid labile acetonides or base labile carbonates, provide relatively efficient elimination at C₁₂ over C₆. Moreover, the inventors have discovered that the elimination reaction to form the C₁₂ alkene can be more efficiently carried out when acetates are not used to protect the 2' and 4" positions of the associated sugars as is taught by the prior art. Representative protecting groups used in the novel and surprisingly effective synthesis methodologies provided by the present invention include, but are not limited to, benzyl (Bz) esters and TMS ethers. This invention also

provides still other alternative protecting groups that lead to useful C₁₂ alkene intermediates. For example, the five illustrative compounds below have been found to be useful precursors for the elimination reaction to form the corresponding C₁₂ alkenes.



[00116] 2. New macrolide and ketolide antibiotics arising from an epoxide intermediate. In one aspect, this invention provides means for functionalizing the macrolide C₁₂ methyl group with optionally substituted alkyl, alkenyl, alkynyl, and aryl groups to give a new, monosubstituted C₁₂ methyl group. It has been found that the alkyl and aryl cuprates LiMe₂Cu and LiPh₂Cu can be efficiently added to a C₁₂ epoxide to produce, effectively, the respective ethyl and benzyl substituents at C₁₂. This invention also contemplates a number of novel substituents at C₁₂ that may be similarly introduced via the reagents shown below.

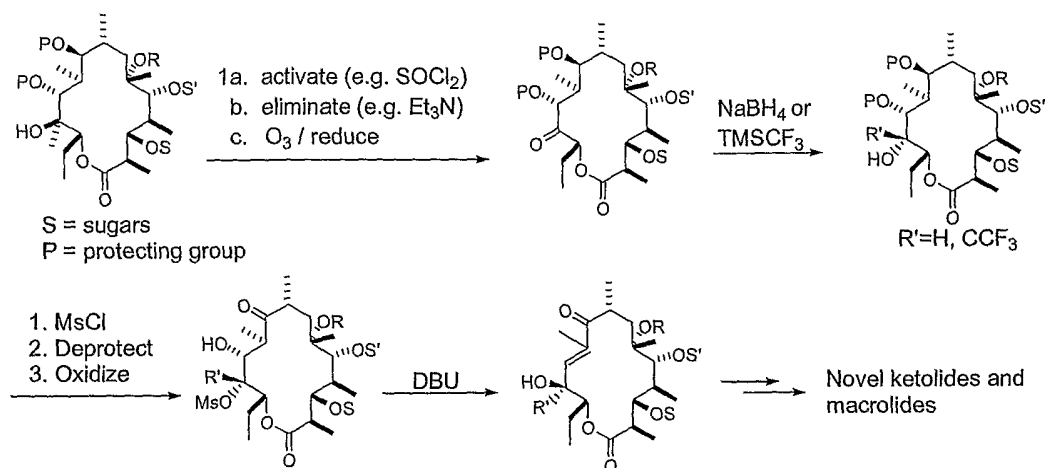


R_2CuLi where R = perfluoroalkyl, F-, CN-, $CNCH_2$ -, $CNCHR$ -

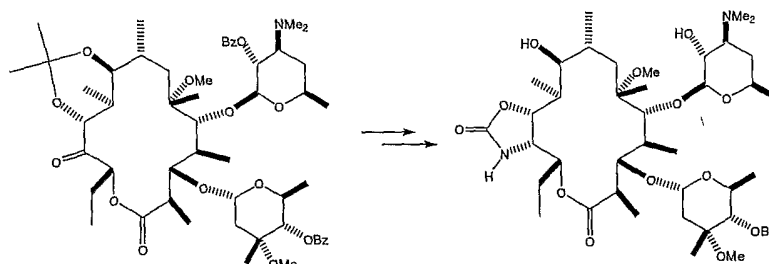
[00117] In addition to the above carbanion equivalents, nucleophiles (such as azides and thiolates) known to react with epoxides are also included with the methods and compounds provided by the invention.

[00118] 3. New C_{12} ketone intermediate. In other aspects, the present invention relates to methods for introducing a ketone at the C_{12} position. In this aspect, a C_{12} olefin can undergo ozonolysis to form the corresponding ketone. This procedure can be efficiently carried out if the amino group on the desosamine sugar is preferably protonated to minimize generating unwanted side products. This invention also contemplates other methods for producing a ketone at C_{12} such as treatment of the alkene with RuO_4 or dihydroxylating the precursor olefin followed by diol cleavage with $NaIO_4$.

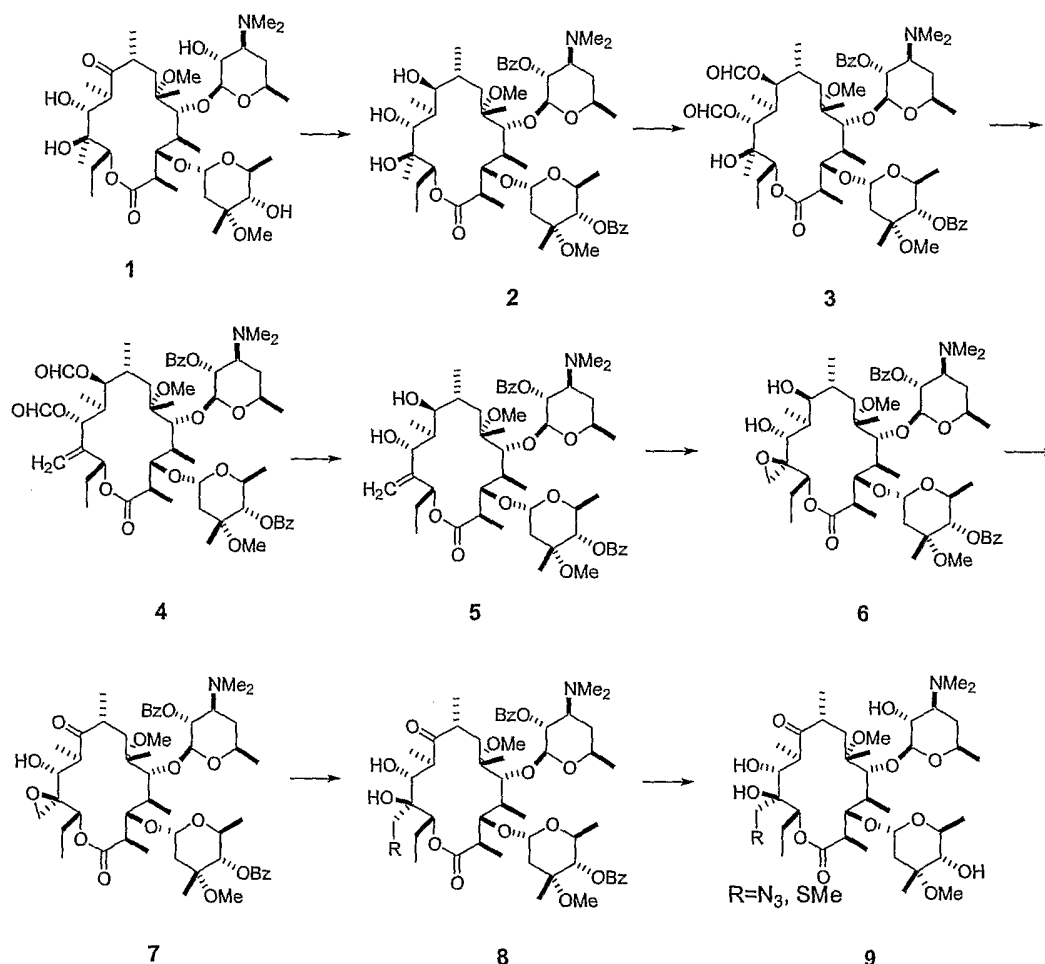
[00119] 4. Method for generating new macrolides and ketolides from ketone intermediate. A. Addition of nucleophiles from top face. Unlike the epoxide route that only allows access to monosubstituted C_{12} methyl groups, this procedure further relates to methods for replacing the C_{12} methyl group entirely with substituents such as H or CF_3 , such as shown in Scheme A, below.

SCHEME A: SUMMARY OF C₁₂ KETONE ROUTE.

[00120] B. Introduction of a tertiary amine at C₁₂. The C₁₂ ketone moiety is useful in the synthesis of derivatives with a C₁₂ amine. The following "reverse carbamate" analog containing a 4" benzoate has been synthesized.



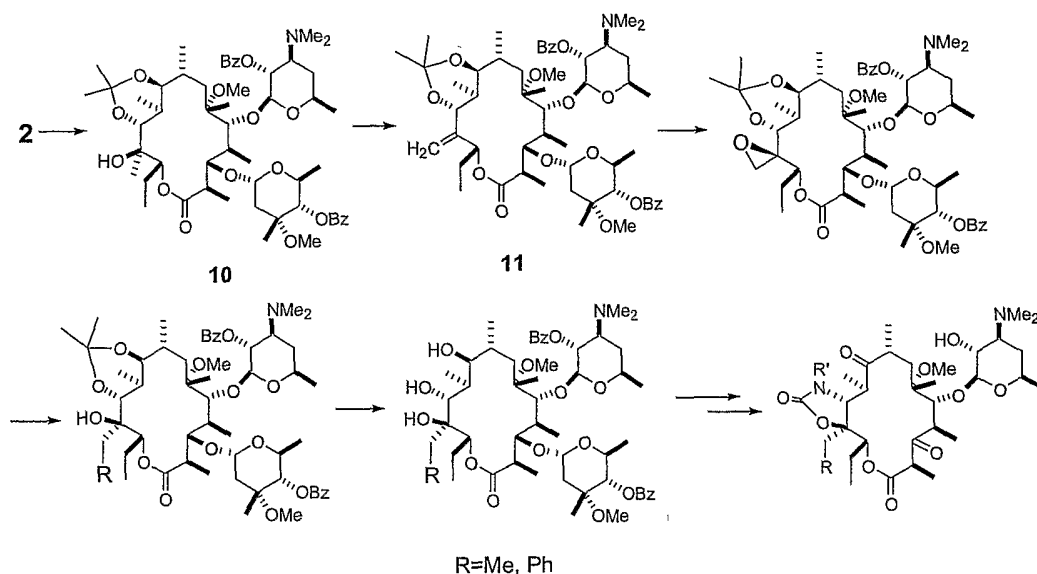
[00121] 5. Representative examples of other C₁₂ modified compounds. Further examples of analogs that may be synthesized using the above methods are described in the following section.

SCHEME 1A. C₁₂ ANALOGS WHERE R=N₃, SME VIA EPOXIDE OPENING

[00122] Scheme 1a illustrates one embodiment of the invention, whereby novel C₁₂ modifications may be introduced *via* an epoxide intermediate. Starting with compound 1, the free hydroxyl groups on the sugar moieties may be protected as benzyl (Bz) esters followed by stereoselective reduction of the C₉ ketone to give compound 2. After protecting the two remaining secondary alcohols as their formate esters, the C₁₂ tertiary alcohol 3 may be treated with thionyl chloride and an amine base to form the exocyclic alkene 4. The formate protecting groups may then be removed by treatment with MeOH. These conditions may also result in deprotection of the benzyl esters, which can be overcome by an additional protection step to

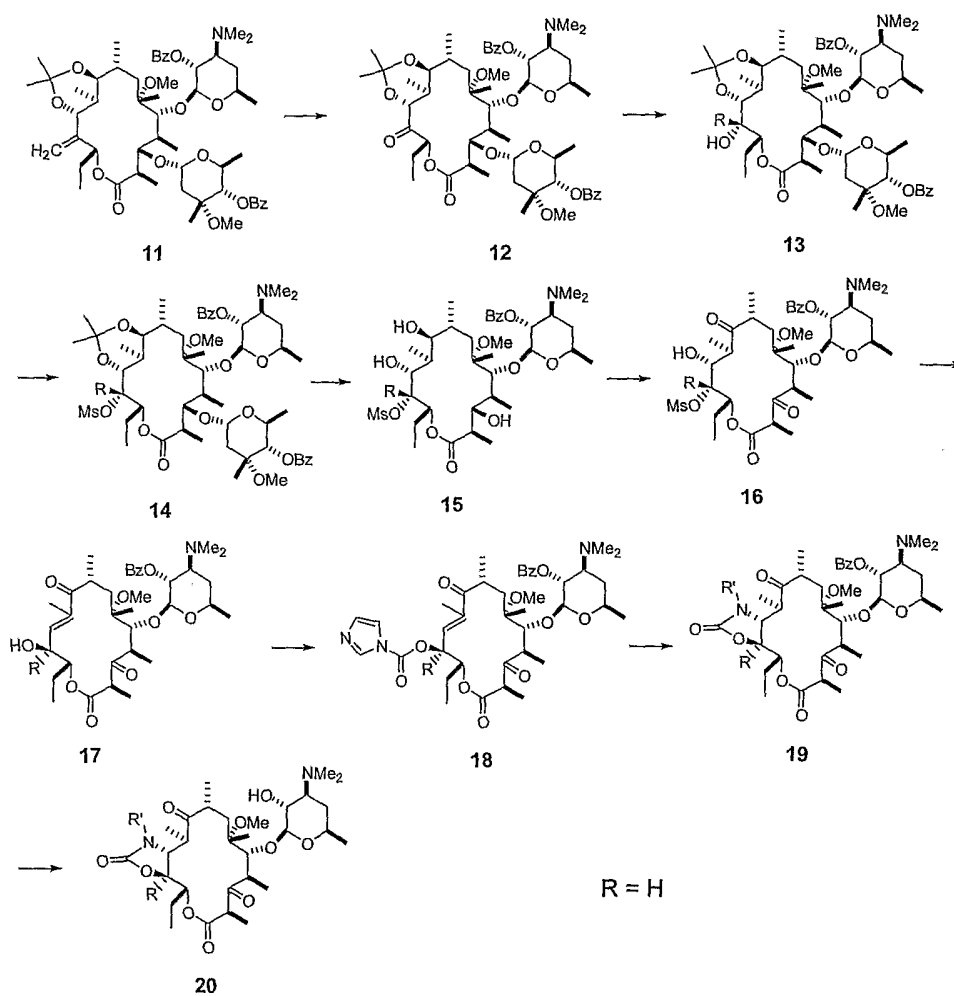
reinstall the benzyl protecting groups, if necessary. Olefin **5** may then be epoxidized and the resulting C₉ alcohol **6** selectively reoxidized back to the ketone **7**. Ring opening of epoxide **7** with a nucleophile to give **8** followed by global removal of the sugar protecting groups furnishes analog **9** with a new C₂₁ substituent.

SCHEME 1B. C₁₂ ANALOGS WHERE R=ME, PH VIA EPOXIDE

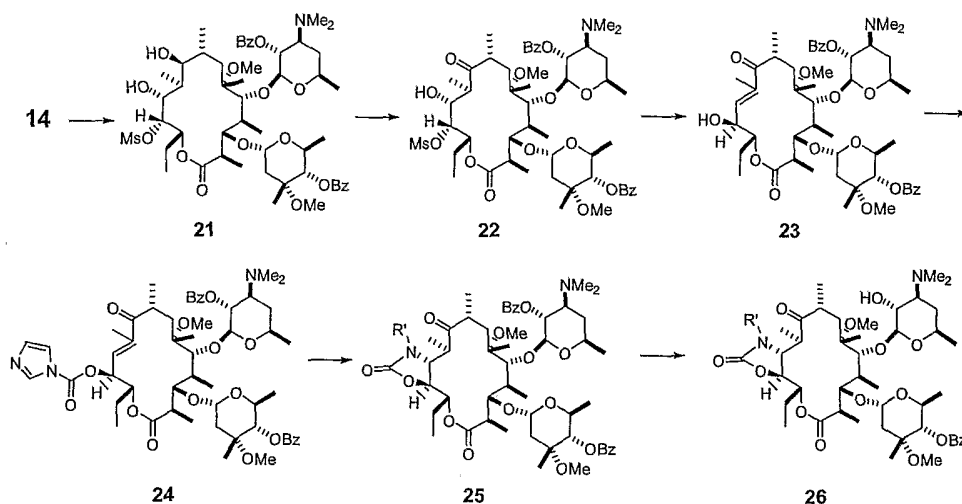


[00123] A similar reaction sequence shown in Scheme 1b has also been carried out where an acetonide, rather than formate, is used to protect the C₉-C₁₁ diol of **2** to give compound **10**. Treatment of alcohol **10** with SOCl₂/Et₃N gives the C₁₂ olefin **11** that is then epoxidized. The epoxide ring opening may be successfully carried out with LiMe₂Cu and LiPh₂Cu. The resulting intermediates are useful for accessing C₁₂ telithromycin analogs and demonstrate the viability of cuprate mediated C₁₂ epoxide openings.

SCHEME 2A. C₁₂ MODIFICATION VIA KETONE INTERMEDIATE TO GENERATE KETOLIDES (C₃ KETONE).

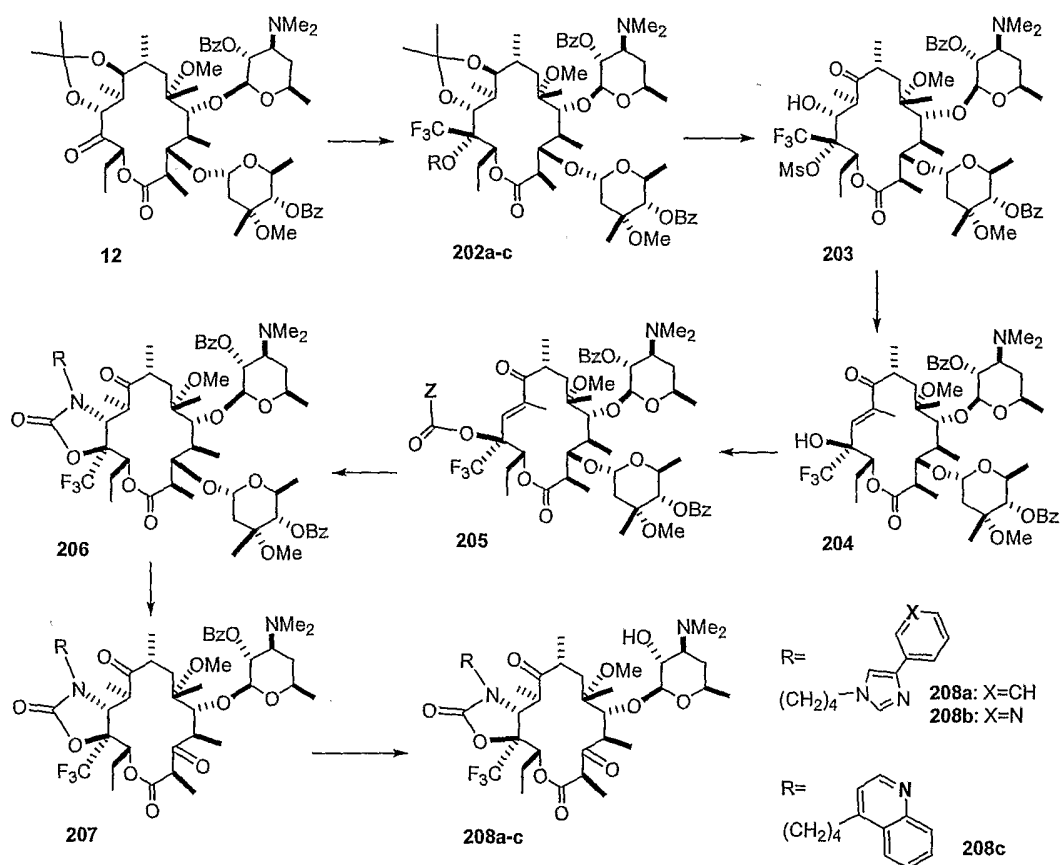


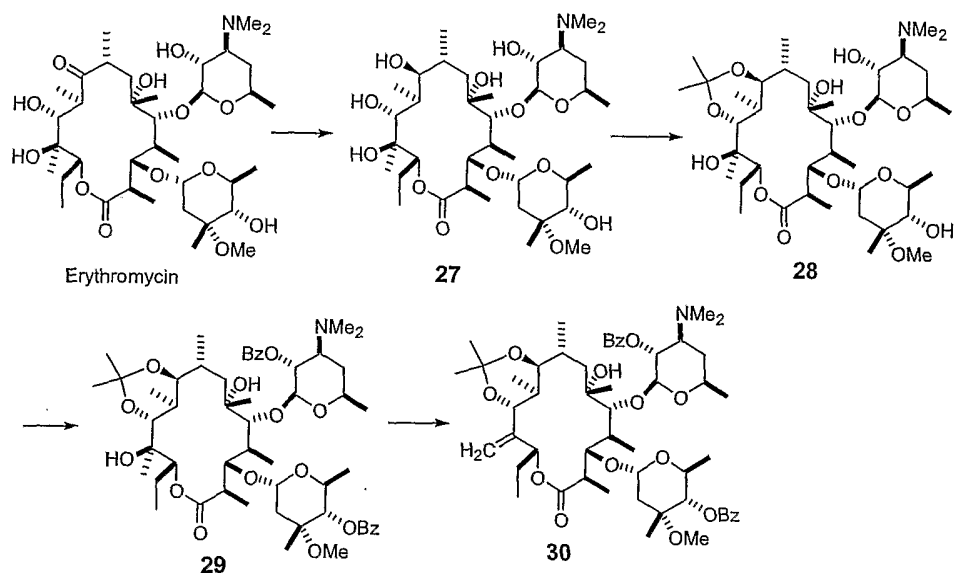
SCHEME 2B. C₁₂ MODIFICATION VIA KETONE INTERMEDIATE
TO GENERATE ANALOGS WITH A C₃ SUGAR



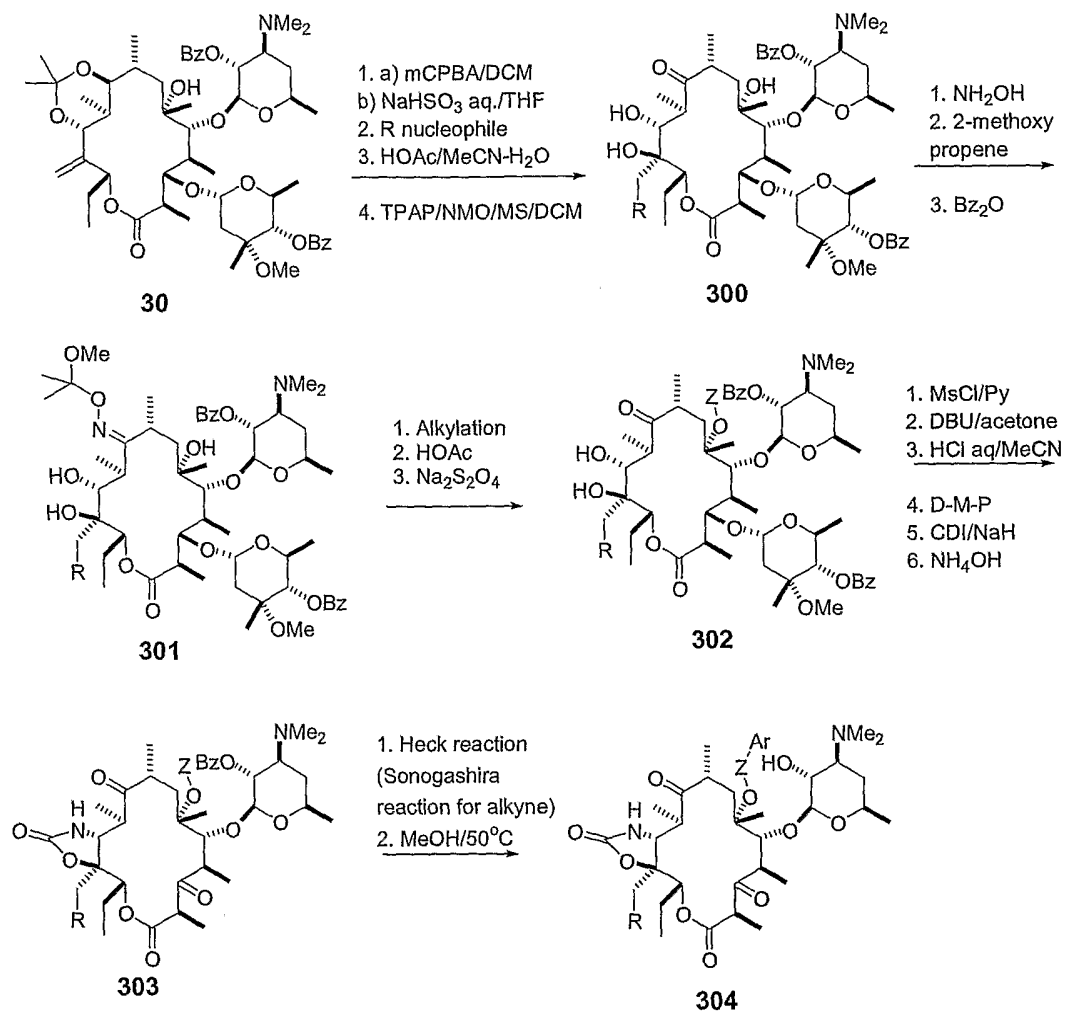
[00124] In another embodiment of the invention, the C₁₂ modification can be introduced *via* a ketone intermediate. In this embodiment, olefin **11** is converted to ketone **12** under ozonolytic conditions, as shown in Scheme 2a, above. H or CF₃ can be added to the ketone product. The resulting C₁₂ alcohol of **13** may be inverted *via* a four-step process involving the initial steps of activating the alcohol to give **14** and then removing the acetonide. Here, two options are possible. The sugar moiety at C₃ may also be removed during the acetonide deprotection if 10% HCl/MeCN or PPTS (EtOH, 90°C) is used; use of HOAc/H₂O/MeOH removes only the acetonide (Scheme 2b). The C₃ and C₉ alcohols of **15** are regioselectively oxidized to **16** and the inversion step is next effected under basic conditions to give **17**. During this process, a C₁₀-C₁₁ alkene also forms that can be refunctionalized by an intramolecular michael addition as taught in U.S. Patent No. 5,635,485. More specifically, an activated carbamate at C₁₂ of **18**, formed by condensation of the alcohol **17** with carbonyl diimidazole may be coupled to a variety of alkyl amines. The resulting intermediate then cyclizes *in situ* to form the cyclic carbamate **19**. Removal of the remaining protecting groups yields the novel ketolides **20**. A similar route as utilized for the C₁₂-hydrogen series, is outline in Scheme 3 for the C₁₂-trifluoromethyl series.

SCHEME 3. INTRODUCTION OF THE TRIFLUOROMETHYL
AT C₁₂ VIA C₁₂-KETONE



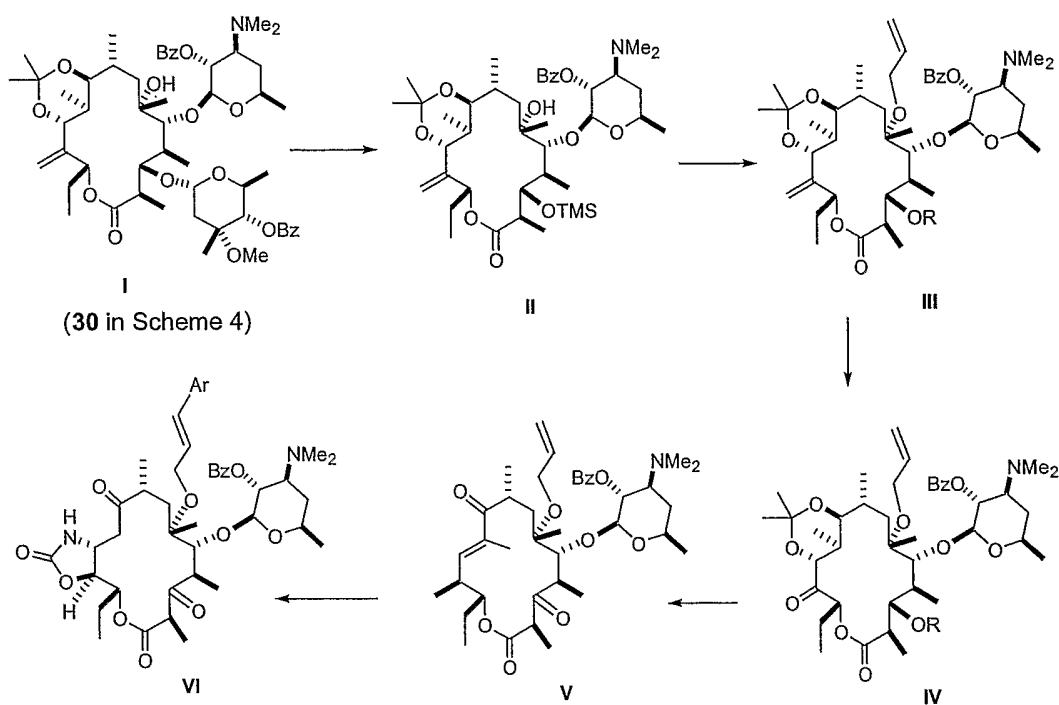
SCHEME 4. ERYTHROMYCIN C₁₂ ALKENE FORMATION

[00125] These manipulations may also be carried out on erythromycin as shown in Scheme 4 above. These transformations parallel those shown in the above example (Scheme 1, epoxide route) but are applied to a more demanding case wherein the intermediates contain a free C₆ tertiary alcohol. Acetonide and carbonate protecting groups are useful in directing olefin formation at C₁₂ over C₆. Representative sugar protecting groups for this purpose include, for example, TMS and benzyl esters.

SCHEME 5A. SYNTHESIS OF NOVEL C₁₂ 6-O-ALKYL KETOLIDE ANALOGS

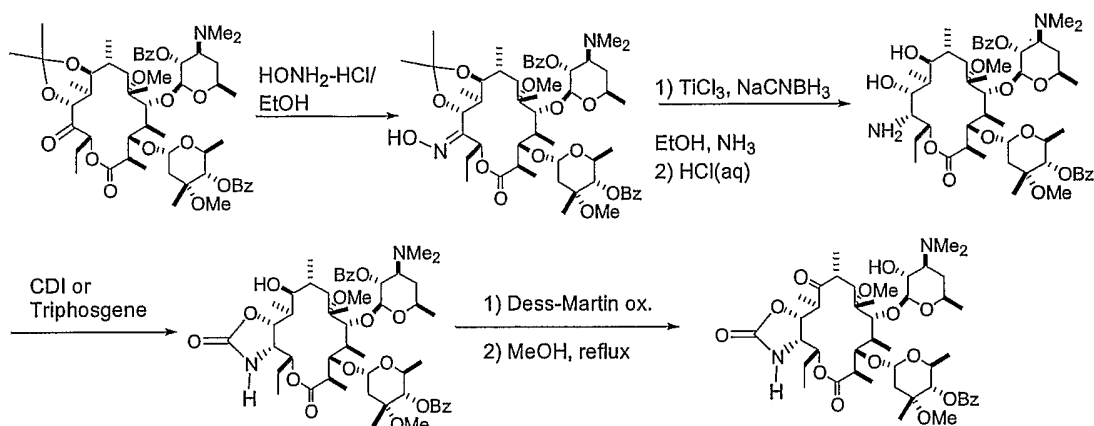
[00126] With alkene **30** successfully in hand, epoxidation or ozonolysis can lead to useful intermediates for generating novel compounds containing a modified C₁₂ substituent. Scheme 5a shows the process to prepare C₁₂-derivatives by way of C_{12,21}-epoxide. Scheme 5b outlines modifications of C₁₂-ketone.

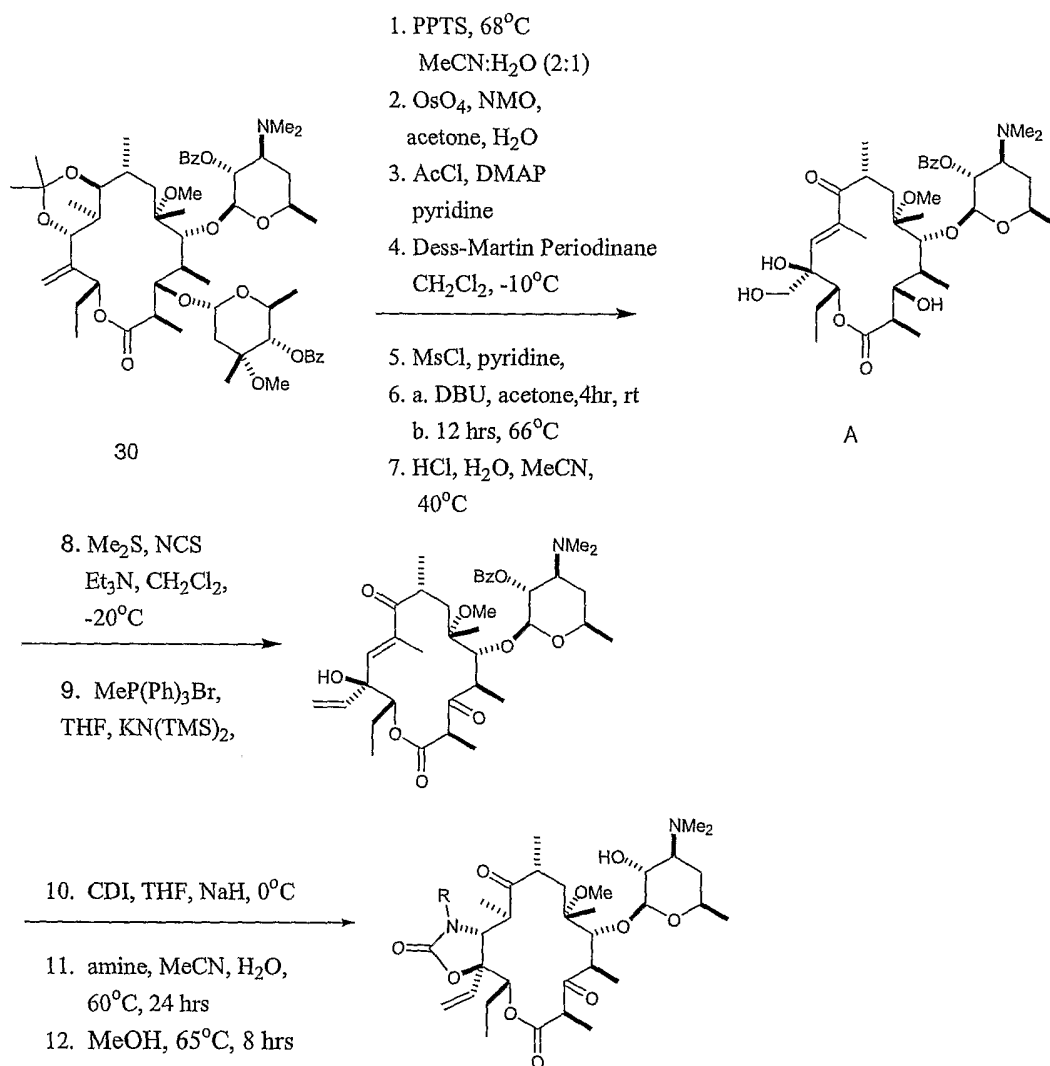
SCHEME 5B. SYNTHESIS OF NOVEL 6-O-ALKYL KETOLIDE ANALOGS
VIA C₁₂-KETONE



[00127] Greater diversity at C₁₂ can also be attained by conversion of the C₁₂ ketone to an imine prior to the introduction of nucleophiles as shown in Scheme 6.

SCHEME 6. SYNTHESIS OF C₁₁-C₁₂ "REVERSE" CARBAMATE

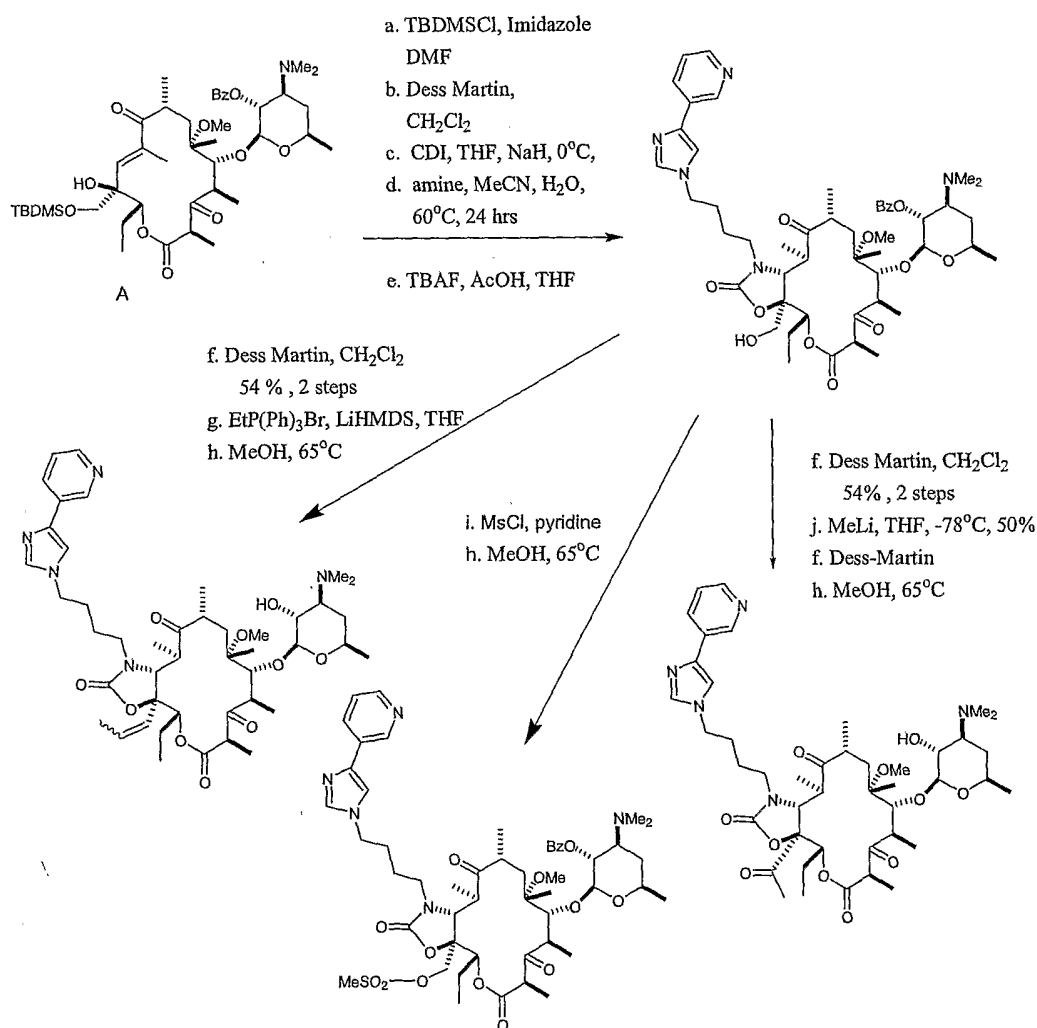


SCHEME 7. SYNTHESIS OF C₁₂ VINYL MACROLIDES

[00128] Dihydroxylation of alkene **30** can lead to useful intermediates for generating novel compounds containing modified C₁₂ substituents as depicted in Scheme 7. Upon deprotection of the C₉-C₁₂ acetonide the C₁₂ exocyclic olefin can be dihydroxylated yielding a tetraol that can be selectively protected at the primary C₂₁ alcohol as the acetate. Selective oxidation of the C₉ hydroxyl and mesylation of the C₁₁ hydroxyl followed by elimination yields the C₉-C₁₁ enone. Removal of the cladinoside and acetate yields a triol that can be bis oxidized to give a C₁₂ formyl

substituent. A Wittig reaction converts this to the C₁₂ vinyl substituent and then following in the manner described already the cyclic carbamate is installed.

SCHEME 8. SYNTHESIS OF C₁₂ SUBSTITUTED MACROLIDES

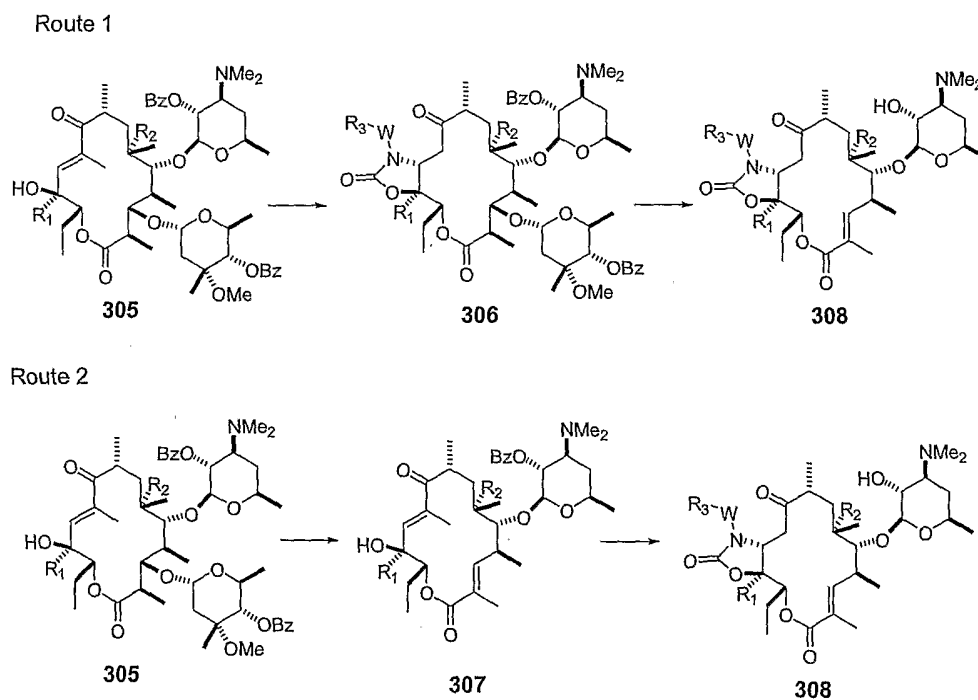


[00129] Further modification of dihydroxylated derived compound A can lead to further C₁₂ modified macrolides, as described in Scheme 8. Selective silyl protection of the primary alcohol in A, followed by C₃ oxidation, conversion to the cyclic carbamate in the usual fashion and disilylation yields the C₁₂ hydroxymethyl macrolide. The C₂₁ hydroxyl can be sulfonlated to form the C₂₁ mesylate as depicted. The C₁₂ hydroxymethyl can also be oxidized to form the C₁₂ formyl

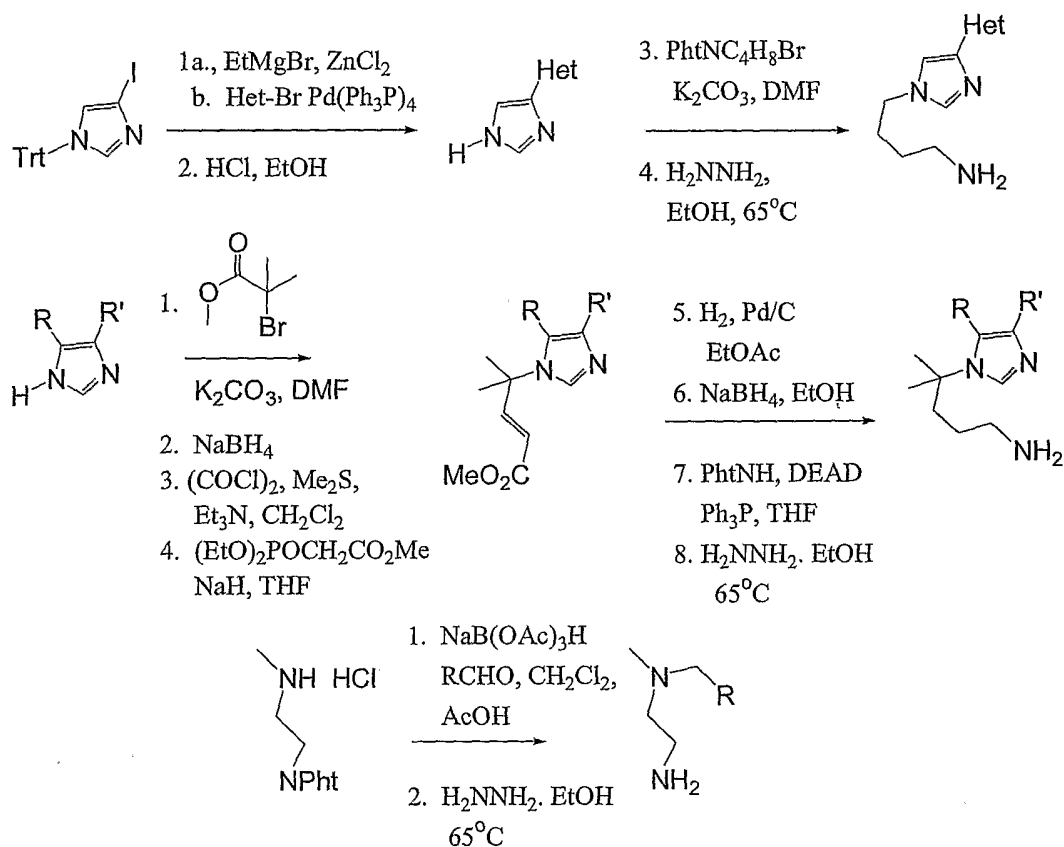
macrolide. Wittig reaction on the C₁₂ formyl, or reaction with organometallics, followed by oxidation yields the C₁₂ alkenyl and C₁₂ acetyl macrolides respectively as depicted.

[00130] Scheme 9 outlines the synthetic method to make novel C₁₂ anhydrolides **308**. Route 1 shows that novel C₁₂ enone-ol **305** can be converted to 11,12-cyclic carbamate **306** in a similar manner as shown in Scheme 2b. Further modifications include removal of cladinose under acidic condition, activating 3-hydroxy as mesylate, and elimination under basic condition to give desired anhydrolide **308**. Alternatively, C₂, C₃ double bond can be formed prior to the formation of C₁₁, C₁₂-cyclic carbamate as shown in Route 2.

SCHEME 9. SYNTHESIS OF ANHYDROLIDES – GENERAL SCHEME



SCHEME 10. SYNTHESIS OF MACROLIDE CARBAMATE SIDECHAINS



[00131] Scheme 10 depicts representative methods used to construct side chains incorporated into the macrolides of the invention.

[00132] In the foregoing reaction schemes and other synthesis methods disclosed herein, diol protecting groups for the C₉-C₁₁ diol, wherein both alcohols are linked to form a 6-8 membered ring, may include, but are not limited to, those described in Greene and Wuts (1991), *supra*. Exemplary groups include cyclic acetals, such as methylene, ethylidene, 2,2,2-trichloroethylidene, benzylidene, p-methoxybenzylidene, 2,4-dimethoxybenzylidene, 3,4-dimethoxybenzylidene, 2-nitrobenzylidene; ketals such as 1-t-butylethylidene, 1-phenylethylidene, and (4-methoxyphenyl)ethylidene, acetonide, cyclopentylidene, cyclohexylidene, and cycloheptylidene; cyclic ortho esters such as methoxymethylene, ethoxymethylene,

dimethoxymethylene, 1-methoxyethylidene, 1-ethoxyethylidene, 1,2-dimethoxyethylidene, a-methoxybenzylidene, 1-(N,N-dimethylamino)ethylidene, a-(N,N-dimethylamino)benzylidene, 2-oxacyclopentylidene; cyclic silyl ethers such as di-t-butylsilylene, 1,3-(1,1,3,3-tetraisopropylidisiloxanylidene), tetra-t-butoxydisiloxane-1,2-diylidene; cyclic carbonates; and cyclic boronates such as ethyl, phenyl, their polymeric versions, and boronates linking two or more macrolides. Additionally, the diol as well as the sugar alcohols may be individually and independently protected with suitable alcohol blocking groups familiar to those skilled in the art. Exemplary protecting groups include but are not limited to silyl ethers such t-butyl dimethyl-chlorosilyl, trimethylchlorosilyl, triisopropylchlorosilyl, triethylchlorosilyl, diphenylmethylsilyl, and triphenylsilyl; optionally substituted ethers such as triphenylmethyl, methoxymethyl, methylthiomethyl, benzyloxymethyl, t-butoxymethyl, 2-methoxyethoxymethyl, tetrahydropyranyl, 1-ethoxyethyl ether, allyl, benzyl, p-methoxybenzyl, and nitrobenzyl; aryl and alkyl esters such as benzoylformate, formate, acetate, trichloroacetate, trifluoroacetate, and pivaloate; and carbonates such as methyl, 2,2,2-trichloroethyl, 2-(trimethylsilyl)ethyl, vinyl, allyl, p-nitrophenyl, benzyl, and p-methoxybenzyl.

PHARMACEUTICAL COMPOSITIONS

[00133] Pharmaceutical compositions of the present invention comprise a therapeutically effective amount of a compound of the present invention formulated together with one or more pharmaceutically acceptable carriers. As used herein, the term "pharmaceutically acceptable carrier" means a non-toxic, inert solid, semi-solid or liquid filler, diluent, encapsulating material or formulation auxiliary of any type. Some examples of materials which can serve as pharmaceutically acceptable carriers are sugars such as lactose, glucose and sucrose; starches such as corn starch and potato starch; cellulose and its derivatives such as sodium carboxymethyl cellulose, ethyl cellulose and cellulose acetate; powdered tragacanth; malt; gelatin; talc; excipients such as cocoa butter and suppository waxes; oils such as peanut oil, cottonseed oil; safflower oil; sesame oil; olive oil; corn oil and soybean oil; glycols; such a propylene glycol; esters such as ethyl oleate and ethyl laurate; agar; buffering agents such as magnesium hydroxide and aluminum hydroxide; alginic acid; pyrogen-

free water; isotonic saline; Ringer's solution; ethyl alcohol, and phosphate buffer solutions, as well as other non-toxic compatible lubricants such as sodium lauryl sulfate and magnesium stearate, as well as coloring agents, releasing agents, coating agents, sweetening, flavoring and perfuming agents, preservatives and antioxidants can also be present in the composition, according to the judgment of the formulator. The pharmaceutical compositions of this invention can be administered to humans and other mammals orally, rectally, parenterally, intracisternally, intravaginally, intraperitoneally, topically (as by powders, ointments, or drops), buccally, or as an oral or nasal spray, or a liquid aerosol or dry powder formulation for inhalation.

[00134] Liquid dosage forms for oral administration include pharmaceutically acceptable emulsions, microemulsions, solutions, suspensions, syrups and elixirs. In addition to the active compounds, the liquid dosage forms may contain inert diluents commonly used in the art such as, for example, water or other solvents, solubilizing agents and emulsifiers such as ethyl alcohol, isopropyl alcohol, ethyl carbonate, ethyl acetate, benzyl alcohol, benzyl benzoate, propylene glycol, 1,3-butylene glycol, dimethylformamide, oils (in particular, cottonseed, groundnut, corn, germ, olive, castor, and sesame oils), glycerol, tetrahydrofurfuryl alcohol, polyethylene glycols and fatty acid esters of sorbitan, and mixtures thereof. Besides inert diluents, the oral compositions can also include adjuvants such as wetting agents, emulsifying and suspending agents, sweetening, flavoring, and perfuming agents.

[00135] Injectable preparations, for example, sterile injectable aqueous or oleaginous suspensions may be formulated according to the known art using suitable dispersing or wetting agents and suspending agents. The sterile injectable preparation may also be a sterile injectable solution, suspension or emulsion in a nontoxic parenterally acceptable diluent or solvent, for example, as a solution in 1,3-butanediol. Among the acceptable vehicles and solvents that may be employed are water, Ringer's solution, U.S.P. and isotonic sodium chloride solution. In addition, sterile, fixed oils are conventionally employed as a solvent or suspending medium. For this purpose any bland fixed oil can be employed including synthetic mono- or diglycerides. In addition, fatty acids such as oleic acid are used in the preparation of injectables.

[00136] The injectable formulations can be sterilized, for example, by filtration through a bacterial-retaining filter, or by incorporating sterilizing agents in the form of sterile solid compositions which can be dissolved or dispersed in sterile water or other sterile injectable medium prior to use.

[00137] In order to prolong the effect of a drug, it is often desirable to slow the absorption of the drug from subcutaneous or intramuscular injection. This may be accomplished by the use of a liquid suspension of crystalline or amorphous material with poor water solubility. The rate of absorption of the drug then depends upon its rate of dissolution which, in turn, may depend upon crystal size and crystalline form. Alternatively, delayed absorption of a parenterally administered drug form may be accomplished by dissolving or suspending the drug in an oil vehicle. Injectable depot forms are made by forming microencapsule matrices of the drug in biodegradable polymers such as polylactide-polyglycolide. Depending upon the ratio of drug to polymer and the nature of the particular polymer employed, the rate of drug release can be controlled. Examples of other biodegradable polymers include poly(orthoesters) and poly(anhydrides). Depot injectable formulations may also be prepared by entrapping the drug in liposomes or microemulsions which are compatible with body tissues.

[00138] Compositions for rectal or vaginal administration are preferably suppositories which can be prepared by mixing the compounds of this invention with suitable non-irritating excipients or carriers such as cocoa butter, polyethylene glycol or a suppository wax which are solid at ambient temperature but liquid at body temperature and therefore melt in the rectum or vaginal cavity and release the active compound.

[00139] Solid dosage forms for oral administration include capsules, tablets, pills, powders, and granules. In such solid dosage forms, the active compound is mixed with at least one inert, pharmaceutically acceptable excipient or carrier such as sodium citrate or dicalcium phosphate and/or a) fillers or extenders such as starches, lactose, sucrose, glucose, mannitol, and silicic acid, b) binders such as, for example, carboxymethylcellulose, alginates, gelatin, polyvinylpyrrolidone, sucrose, and acacia, c) humectants such as glycerol, d) disintegrating agents such as agar-agar,

calcium carbonate, potato or tapioca starch, alginic acid, certain silicates, and sodium carbonate, e) solution retarding agents such as paraffin, f) absorption accelerators such as quaternary ammonium compounds, g) wetting agents such as, for example, acetyl alcohol and glycerol monostearate, h) absorbents such as kaolin and bentonite clay, and i) lubricants such as talc, calcium stearate, magnesium stearate, solid polyethylene glycols, sodium lauryl sulfate, and mixtures thereof. In the case of capsules, tablets and pills, the dosage form may also comprise one or more buffering agents.

[00140] Solid compositions of a similar type may also be employed as fillers in soft and hard-filled gelatin capsules using such excipients as lactose or milk sugar as well as high molecular weight polyethylene glycols and the like.

[00141] The solid dosage forms of tablets, dragees, capsules, pills, and granules can be prepared with coatings and shells such as enteric coatings and other coatings well known in the pharmaceutical formulating art. They may optionally contain opacifying agents and can also be of a composition that they release the active ingredient(s) only, or preferentially, in a certain part of the intestinal tract, optionally, in a delayed manner. Examples of embedding compositions which can be used include polymeric substances and waxes.

[00142] Solid compositions of a similar type may also be employed as fillers in soft and hard-filled gelatin capsules using such excipients as lactose or milk sugar as well as high molecular weight polyethylene glycols and the like.

[00143] The active compounds can also be in micro-encapsulated form with one or more excipients as noted above. The solid dosage forms of tablets, dragees, capsules, pills, and granules can be prepared with coatings and shells such as enteric coatings, release controlling coatings and other coatings well known in the pharmaceutical formulating art. In such solid dosage forms the active compound may be admixed with at least one inert diluent such as sucrose, lactose or starch. Such dosage forms may also comprise, as is normal practice, additional substances other than inert diluents, e.g., tableting lubricants and other tableting aids such a magnesium stearate and microcrystalline cellulose. In the case of capsules, tablets and pills, the dosage forms may also comprise one or more buffering agents. They may optionally

contain opacifying agents and can also be of a composition that they release the active ingredient(s) only, or preferentially, in a certain part of the intestinal tract, optionally, in a delayed manner. Examples of embedding compositions which can be used include polymeric substances and waxes.

[00144] Dosage forms for topical or transdermal administration of a compound of this invention include ointments, pastes, creams, lotions, gels, powders, solutions, sprays, inhalants or patches. The active component is admixed under sterile conditions with a pharmaceutically acceptable carrier and any needed preservatives or buffers as may be required. Ophthalmic formulations, ear drops, and the like are also contemplated as being within the scope of this invention.

[00145] The ointments, pastes, creams and gels may contain, in addition to an active compound of this invention, excipients such as animal and vegetable fats, oils, waxes, paraffins, starch, tragacanth, cellulose derivatives, polyethylene glycols, silicones, bentonites, silicic acid, talc and zinc oxide, or mixtures thereof.

[00146] Compositions of the invention may also be formulated for delivery as a liquid aerosol or inhalable dry powder. Liquid aerosol formulations may be nebulized predominantly into particle sizes that can be delivered to the terminal and respiratory bronchioles where bacteria reside in patients with bronchial infections, such as chronic bronchitis and pneumonia. Pathogenic bacteria are commonly present throughout airways down to bronchi, bronchioli and lung parenchyma, particularly in terminal and respiratory bronchioles. During exacerbation of infection, bacteria can also be present in alveoli. Liquid aerosol and inhalable dry powder formulations are preferably delivered throughout the endobronchial tree to the terminal bronchioles and eventually to the parenchymal tissue.

[00147] Aerosolized formulations of the invention may be delivered using an aerosol forming device, such as a jet, vibrating porous plate or ultrasonic nebulizer, preferably selected to allow the formation of aerosol particles having with a mass medium average diameter predominantly between 1 to 5 microns. Further, the formulation preferably has balanced osmolarity ionic strength and chloride concentration, and the smallest aerosolizable volume able to deliver effective dose of the compounds of the invention to the site of the infection. Additionally, the

aerosolized formulation preferably does not impair negatively the functionality of the airways and does not cause undesirable side effects.

[00148] Aerosolization devices suitable for administration of aerosol formulations of the invention include, for example, jet, vibrating porous plate, ultrasonic nebulizers and energized dry powder inhalers, that are able to nebulize the formulation of the invention into aerosol particle size predominantly in the size range from 1-5 microns. Predominantly in this application means that at least 70% but preferably more than 90% of all generated aerosol particles are within 1-5 micron range. A jet nebulizer works by air pressure to break a liquid solution into aerosol droplets. Vibrating porous plate nebulizers work by using a sonic vacuum produced by a rapidly vibrating porous plate to extrude a solvent droplet through a porous plate. An ultrasonic nebulizer works by a piezoelectric crystal that shears a liquid into small aerosol droplets. A variety of suitable devices are available, including, for example, AeroNeb and AeroDose vibrating porous plate nebulizers (AeroGen, Inc., Sunnyvale, California), Sidestream nebulizers (Medic-Aid Ltd., West Sussex, England), Pari LC and Pari LC Star jet nebulizers (Pari Respiratory Equipment, Inc., Richmond, Virginia), and Aerosonic (DeVilbiss Medizinische Produkte (Deutschland) GmbH, Heiden, Germany) and UltraAire (Omron Healthcare, Inc., Vernon Hills, Illinois) ultrasonic nebulizers.

[00149] Compounds of the invention may also be formulated for use as topical powders and sprays that can contain, in addition to the compounds of this invention, excipients such as lactose, talc, silicic acid, aluminum hydroxide, calcium silicates and polyamide powder, or mixtures of these substances. Sprays can additionally contain customary propellants such as chlorofluorohydrocarbons.

[00150] Transdermal patches have the added advantage of providing controlled delivery of a compound to the body. Such dosage forms can be made by dissolving or dispensing the compound in the proper medium. Absorption enhancers can also be used to increase the flux of the compound across the skin. The rate can be controlled by either providing a rate controlling membrane or by dispersing the compound in a polymer matrix or gel.

[00151] According to the methods of treatment of the present invention, bacterial infections are treated or prevented in a patient such as a human or lower mammal by administering to the patient a therapeutically effective amount of a compound of the invention, in such amounts and for such time as is necessary to achieve the desired result. By a "therapeutically effective amount" of a compound of the invention is meant a sufficient amount of the compound to treat bacterial infections, at a reasonable benefit/risk ratio applicable to any medical treatment. It will be understood, however, that the total daily usage of the compounds and compositions of the present invention will be decided by the attending physician within the scope of sound medical judgment. The specific therapeutically effective dose level for any particular patient will depend upon a variety of factors including the disorder being treated and the severity of the disorder; the activity of the specific compound employed; the specific composition employed; the age, body weight, general health, sex and diet of the patient; the time of administration, route of administration, and rate of excretion of the specific compound employed; the duration of the treatment; drugs used in combination or coincidental with the specific compound employed; and like factors well known in the medical arts.

[00152] The total daily dose of the compounds of this invention administered to a human or other mammal in single or in divided doses can be in amounts, for example, from 0.01 to 50 mg/kg body weight or more usually from 0.1 to 25 mg/kg body weight. Single dose compositions may contain such amounts or submultiples thereof to make up the daily dose. In general, treatment regimens according to the present invention comprise administration to a patient in need of such treatment from about 10 mg to about 2000 mg of the compound(s) of this invention per day in single or multiple doses.

CHARACTERIZATION AND PURIFICATION METHODS

[00153] Referring to the examples that follow, compounds of the present invention were characterized by high performance liquid chromatography (HPLC) using a Waters Millennium chromatography system with a 2690 Separation Module (Milford, Massachusetts). The analytical columns were Alltima C-18 reversed phase, 4.6 x 250 mm from Alltech (Deerfield, Illinois). A gradient elution was used,

typically starting with 5% acetonitrile/95% water and progressing to 100% acetonitrile over a period of 40 minutes. All solvents contained 0.1% trifluoroacetic acid (TFA). Compounds were detected by ultraviolet light (UV) absorption at either 220 or 254 nm. HPLC solvents were from Burdick and Jackson (Muskegan, Michigan), or Fisher Scientific (Pittsburg, Pennsylvania). In some instances, purity was assessed by thin layer chromatography (TLC) using glass or plastic backed silica gel plates, such as, for example, Baker-Flex Silica Gel 1B2-F flexible sheets. TLC results were readily detected visually under ultraviolet light, or by employing well known iodine vapor and other various staining techniques.

[00154] Mass spectrometric analysis was performed on one of two LCMS instruments: a Waters System (Alliance HT HPLC and a Micromass ZQ mass spectrometer; Column: Eclipse XDB-C18, 2.1 x 50 mm; Solvent system: 5-95% (or 35-95%, or 65-95% or 95-95%) acetonitrile in water with 0.05%TFA; Flow rate 0.8 ml/min; Molecular weight range 500-1500; Cone Voltage 20 V; Column temperature 40°C) or a Hewlett Packard System (Series 1100 HPLC; Column: Eclipse XDB-C₁₈, 2.1 x 50 mm; Solvent system: 1-95% acetonitrile in water with 0.05%TFA; Flow rate 0.4 ml/min; Molecular weight range 150-850; Cone Voltage 50 V; Column temperature 30°C). All masses are reported as those of the protonated parent ions.

[00155] GCMS analysis was performed on a Hewlett Packard instrument (HP6890 Series gas chromatograph with a Mass Selective Detector 5973; Injector volume: 1 µL; Initial column temperature 50°C; Final column temperature: 30°C; Ramp time: 20 minutes; Gas flow rate: 1 ml/min; Column: 5% Phenyl Methyl Siloxane, Model #HP 190915-443, Dimensions: 30.0 m x 25 m x 0.25 m).

[00156] Nuclear magnetic resonance (NMR) analysis was performed with a Varian 300 MHz NMR (Palo Alto, California). The spectral reference was either TMS or the known chemical shift of the solvent. Some compound samples were run at elevated temperatures (*i.e.*, 75°C) to promote increased sample solubility.

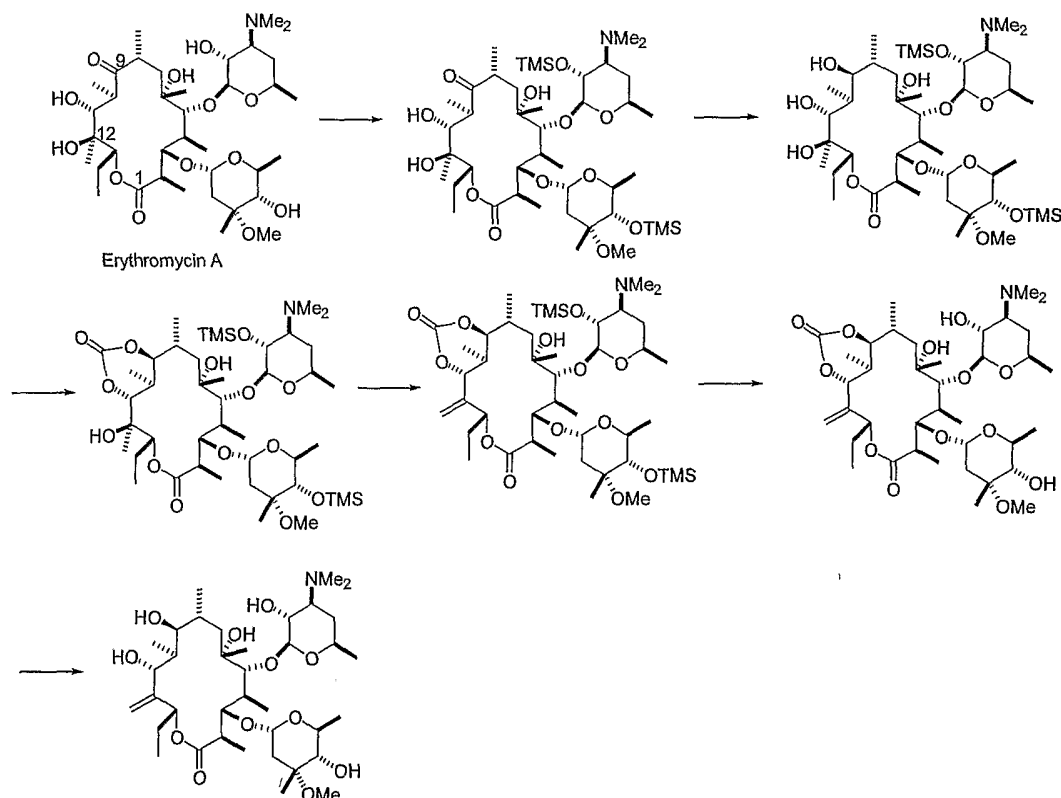
[00157] The purity of some of the invention compounds was assessed by elemental analysis (Desert Analytics, Tuscon, Arizona)

[00158] Melting points were determined on a Laboratory Devices Mel-Temp apparatus (Holliston, Massachusetts).

[00159] Preparative separations were carried out using a Flash 40 chromatography system and KP-Sil, 60A (Biotage, Charlottesville, Virginia), or by flash column chromatography using silica gel (230-400 mesh) packing material, or by HPLC using a C-18 reversed phase column. Typical solvents employed for the Flash 40 Biotage system and flash column chromatography were dichloromethane, methanol, ethyl acetate, hexane, acetone, aqueous hydroxyamine and triethyl amine. Typical solvents employed for the reverse phase HPLC were varying concentrations of acetonitrile and water with 0.1% trifluoroacetic acid.

[00160] The foregoing may be better understood by reference to the following examples which are presented for illustration and not to limit the scope of the inventive concepts.

EXAMPLE 1
SYNTHESIS OF 12, 21-ANHYDRO-9-DIHYDRO ERYTHROMYCIN A VIA BIS
TMS 9, 11-CARBONATE

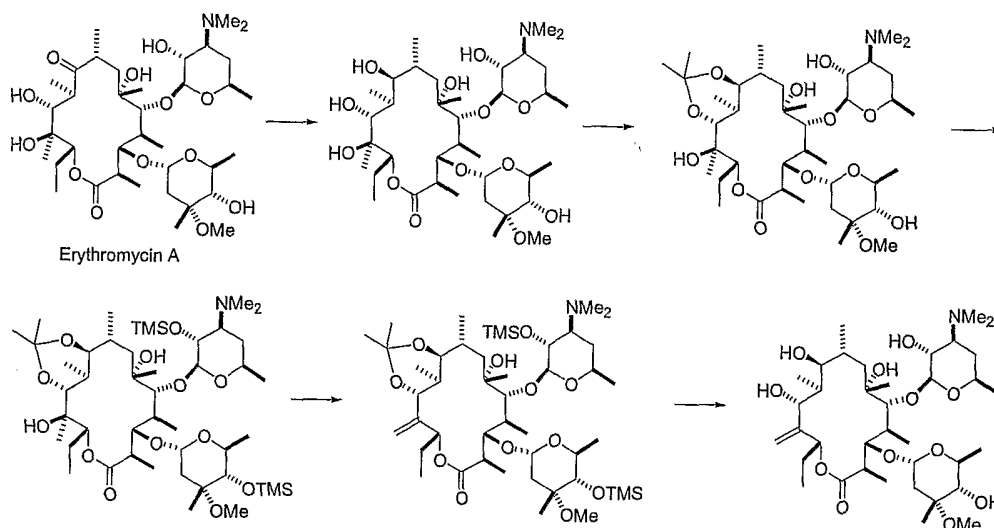


[00161] To a THF solution (0.15 M) of bis TMS 9-dihydro erythronolide A triol (prepared according to known procedures) was added CDI (1.1 eq) and K_2CO_3 (4.2 eq). After 3h, EtOAc and sat. $NaHCO_3$ were added. The organic layer was washed with 5% KH_2PO_4 , water and brine, dried over Na_2SO_4 , filtered and concentrated. Purification by silica gel chromatography (25% to 50% EtOAc in Hx gradient) gave the desired carbonate as a white foam. MS m/z 906.9 (MH^+).

[00162] To a 0°C EtOAc solution (0.06 M) of the above carbonate was added Et_3N (4.0 eq) followed by $SOCl_2$ (1.2 eq). After 1h, the reaction was quenched with saturated $NaHCO_3$ and the organic layer was washed with 5% KH_2PO_4 (3x), water, and brine, dried over Na_2SO_4 , and concentrated. Purification by silica gel chromatography (20% EtOAc in Hx with 2% Et_3N) gave the desired elimination product. MS m/z 888.9 (MH^+).

[00163] The C_{12} alkene was combined with a 10% $HCOOH$ in $iPrOH$ to give a 0.35 M solution. After 1h, 1 M K_2CO_3 was added until the pH was approximately 8-9. The reaction was then diluted with EtOAc and the organic layer was washed with water and brine, dried over Na_2SO_4 , filtered, and concentrated to give the crude product as a white foam. MS m/z 744.6 (MH^+). The crude product was then suspended in MeOH (0.3 M) and to this was added 1 M K_2CO_3 (1.5 eq). The reaction was monitored by TLC and after 2.5 h, 5% KH_2PO_4 and EtOAc was added. The aqueous layer was extracted with more EtOAc (2x) and the combined organic layers were washed with brine, dried over Na_2SO_4 , and concentrated. Purification by crystallization from MeCN gave the desired product. MS m/z 718.6 (MH^+).

EXAMPLE 2
SYNTHESIS OF 12, 21-ANHYDRO-9-DIHYDRO ERYTHROMYCIN A VIA BIS
TMS 9, 11-ACETONIDE



[00164] To a 1:1 acetone:2,2-dimethoxypropane solution (0.22 M) containing 9-dihydro erythronolide A was added PPTS (3 eq) and the resulting solution was refluxed. The reaction was monitored by TLC to watch for cleavage of the cladinose sugar. After approximately 1.5 h the reaction was cooled, quenched with Et₃N, and concentrated. The residue was suspended in CHCl₃, washed with 5% KH₂PO₄, 1N NH₄OH, and brine. The organic extracts were then dried over Na₂SO₄, and concentrated. Purification by silica gel chromatography (3% MeOH in CHCl₃ with 0.5% NH₄OH to 10% MeOH in CHCl₃ with 0.5% NH₄OH) gave the desired acetonide product. MS *m/z* 776 (MH⁺).

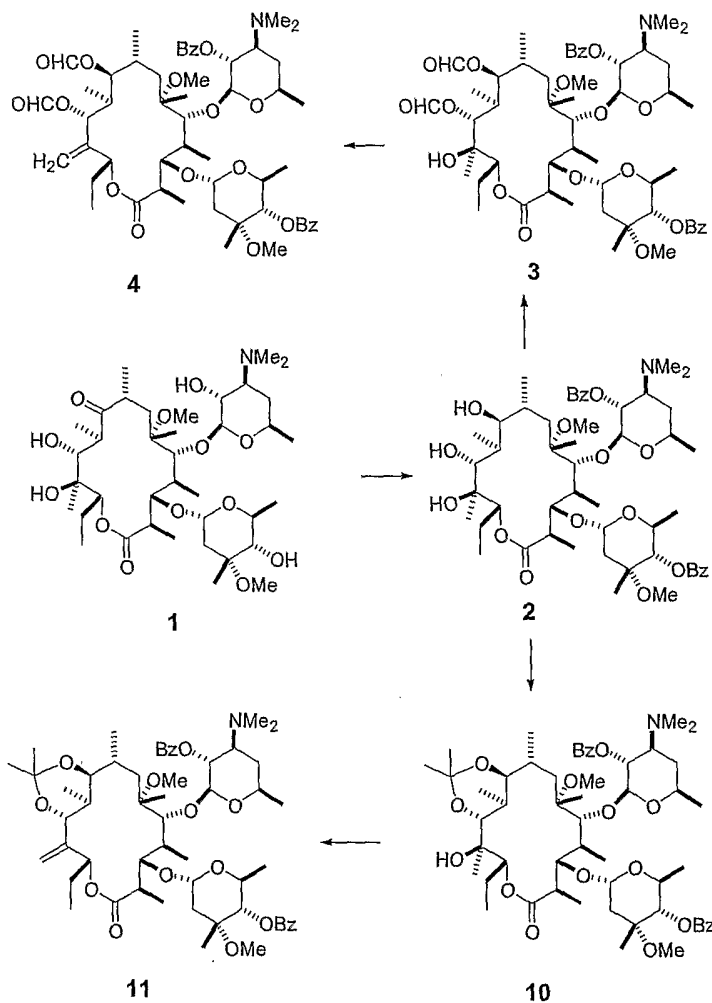
[00165] To an EtOAc solution (0.13 M) of the acetonide was added dropwise via cannula an EtOAc (0.8 M) solution containing TMSCl (1.5 eq) and TMSIm (1.5 eq). After 2 hours, saturated NaHCO₃ was added and the organic layer was washed with water and brine, dried over Na₂SO₄, filtered, and concentrated. Purification by silica gel chromatography (25% to 50% EtOAc in Hx gradient) gave the desired bis TMS acetonide as a white foam.

[00166] To a 0°C EtOAc solution (0.06 M) of the above bis TMS acetonide was added Et₃N (4.0 eq) followed by SOCl₂ (1.2 eq). After 1.5 h, the reaction was

quenched with saturated NaHCO_3 and the organic layer was washed with 5% KH_2PO_4 (3x), water, and brine, dried over Na_2SO_4 , and concentrated to give the desired elimination alkene product as a white foam.

[00167] To a 1:1 AcOH/MeOH solution (0.24 M) containing the alkene above was added H_2O (12 eq) and the solution was refluxed for 2 h. The reaction was then cooled and concentrated. The residue was suspended in CHCl_3 and washed with pH 10 NH_4OH solution (2x), water, and brine, dried over Na_2SO_4 , and concentrated. Purification by silica gel chromatography (5% MeOH in CHCl_3 with 0.5% NH_4OH to 7.5% MeOH in CHCl_3 with 0.5% NH_4OH) followed by crystallization from MeCN gave the desired product (12,21-anhydro-9-dihydro erythromycin A). MS m/z 718.6 (MH^+).

EXAMPLE 3

C₁₂ ANALOGS VIA BIS BENZOATE 9, 11 FORMATES OR 9,11 ACETONIDE

EXAMPLE 3(A). SYNTHESIS OF COMPOUND 2

[00168] To a solution of anhydrous methylene chloride (0.13 M) containing azeotropically dried compound 1 and DMAP (5 eq) was added anhydrous triethylamine (5 eq), and benzoic anhydride (5 eq). After stirring over night, the reaction was poured into ice-cold sat. sodium bicarbonate solution. The aqueous layer was extracted with methylene chloride (3x) and the combined organic layers were washed with 1 M NaH₂PO₄, brine, dried over Na₂SO₄, filtered, and concentrated. Purification by silica gel chromatography (8% MeOH/1% NH₄OH/91% DCM)

followed by recrystallization from acetonitrile gave the desired dibenzoate product. ES/MS m/z 956.6 (MH^+).

[00169] To a THF solution of compound obtained from the above step was added ethanol (0.06 M 11:1 EtOH:THF) followed by fresh sodium borohydride (3.3 eq). The slightly cloudy mixture was monitored by LC/MS and stirred for 24 h at room temperature. Triethanolamine (7.8 eq) was added to the mixture and stirred for 8 h. The reaction mixture was then concentrated to a thick residue and to this was carefully added 10% aqueous NaH_2PO_4 followed by vigorous stirring for 20 min. The pH of the aqueous layer was corrected to approximately 9 with K_2CO_3 (if needed) and an equal volume of ethyl acetate was added. The organic layer was separated and the aqueous layer extracted with ethyl acetate (3x). The combined organic layers were washed with brine, dried over Na_2SO_4 , filtered, and concentrated. The crude material (compound 2) may be recrystallized from acetonitrile or purified by silica gel chromatography (4:1 hexane:acetone with 1% TEA). ES/MS 958.6 (MH^+).

EXAMPLE 3(B). SYNTHESIS OF COMPOUND 3

[00170] To a 0°C CH_2Cl_2 solution (0.12 M) of compound 2 was added DMAP (2 eq) followed by dropwise addition of FAA (3 eq; for formyl acetic acid FAA synthesis, see reference: Krmen, L. I. Organic Synthesis, 1970, vol. 50, p.1.). The reaction was then warmed to room temperature and stirred for 18 h. Over the course of approximately 3 days additional DMAP (2 eq) and FAA (3 eq) were periodically added (about every 24 h) at 0°C followed by warming to room temperature (RT), until LC/MS showed >90% formation of the desired product. The reaction was quenched by pouring into cold $NaHCO_3$ (aq. layer has approximate pH 9). The solution was next extracted with CH_2Cl_2 and concentrated in vacuo. The residue was re-dissolved in DCM, washed with 10% HCl aq., brine, and concentrated in vacuo to give a white foam (> 90%) that can be used in the next step without further purification or may be recrystallized from CH_3CN . ES/MS 1014 (MH^+).

EXAMPLE 3(C). SYNTHESIS OF COMPOUND 4

[00171] To a 0°C EtOAc solution of compound 3 was added anhydrous Et₃N (4 eq) followed by rapid addition of thionyl chloride (1.7 eq). A pink precipitate forms immediately. The reaction was stirred for another 2 h at 0°C then quenched with ice-cold saturated NaHCO₃. The aqueous layer was extracted with CH₂Cl₂ (3x) and the combined organic layers were washed with brine, dried over Na₂SO₄, and concentrated. Recrystallization from acetonitrile yielded the pure product (compound 4). ES/MS 996 (MH⁺).

EXAMPLE 3(D). SYNTHESIS OF COMPOUND 10

[00172] To a 1.75 : 1 acetone : 2,2-dimethoxypropane (0.02 M) solution containing azeotropically dried triol 2 was added pyridinium p-toluenesulfonate (PPTS, 3 eq) and the resulting solution was heated to reflux for 3.5 h. Reaction progress can be monitored by TLC (4:1, hexane:acetone, approximately 1% Et₃N, R_f = 0.27) by quenching an aliquot from the reaction pot with CH₂Cl₂ containing Et₃N. Upon consumption of starting material, the reaction mixture was cooled to room temperature and Et₃N (5.8 eq) was added to quench the PPTS. The solvents were removed under reduced pressure and the resulting foam was redissolved in CH₂Cl₂ and washed with 5% aqueous NaH₂PO₄ (2x), water (2x), and brine. The organic layer was dried with Na₂SO₄, filtered, and concentrated *in vacuo*. Purification by silica gel chromatography (4:1 hexane:acetone, with 1% Et₃N) gave the desired acetonide 10. MS *m/z* 998.7 (MH⁺).

EXAMPLE 3(E). SYNTHESIS OF COMPOUND 11

[00173] To a 0°C solution of dry ethyl acetate (0.05 M) containing acetonide 10 was added anhydrous triethylamine (4.3 eq) followed by slow addition of thionyl chloride (1.4 eq) over 15 minutes. A pink precipitate forms immediately. The reaction was monitored by LC/MS stirred for another 1.5 h at 0°C. The reaction mixture was then poured over ice and saturated NaHCO₃. The aqueous layer was extracted with CH₂Cl₂ (2x) and the combined organic layers were washed with brine, dried over Na₂SO₄, filtered, and concentrated. Purification by silica gel

chromatography (15% acetone/hexane and 1% Et₃N) gave the alkene **11**. MS *m/z* 980.6 (MH⁺)

EXAMPLE 4
C₁₂ ANALOGS VIA EPOXIDE RING OPENING

EXAMPLE 4(A). SYNTHESIS OF SCHEME 1A COMPOUND 5

[00174] Referring to Scheme 1a, above, Et₃N (4 eq.) was added to a 0.06 M MeOH solution of **4** and the mixture was refluxed for 14 h. An additional Et₃N (1 eq) was then added and refluxing was continued for an additional 5 h. The solution was cooled to room temperature and concentrated *in vacuo* to give an approximately 1.2:1 ratio of 2'-OH : 2''-OBz. The crude intermediate was next suspended in CH₂Cl₂ (0.14 M) and treated with Bz₂O (3 eq). After stirring overnight at room temperature, more Bz₂O (1 eq) and CH₂Cl₂ were added. After stirring for 23 h, CH₂Cl₂ was added and the reaction was quenched with sat. NaHCO₃ (aq.). The aqueous layer was extracted with CH₂Cl₂ (2x) and the combined organic layers were dried over MgSO₄, filtered, and concentrated. Purification by silica gel chromatography (5:1 hexanes: acetone with 1% Et₃N) gave the desired diol product **5**. ES/MS *m/z* 941 (MH⁺), C₅₂H₇₇NO₁₄ = 940 g/mol.

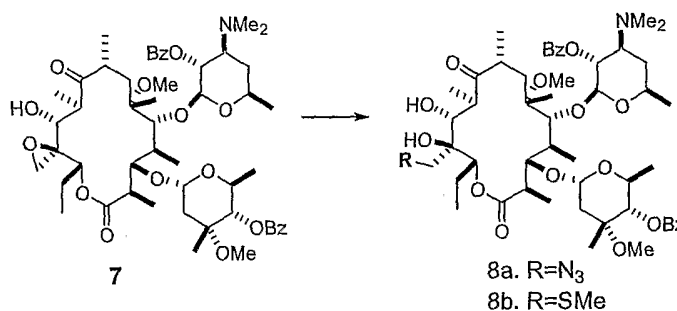
EXAMPLE 4(B). SYNTHESIS OF COMPOUND 6

[00175] To a 0.05 M CH₂Cl₂ solution of alkene **5** at 0°C was added mCPBA (4 eq). The reaction was then warmed to room temperature and stirred for overnight. Additional mCPBA (1 eq) and CH₂Cl₂ were added and stirred for 5 h. The reaction was quenched by adding cyclohexene (3 eq) and stirring for 1 h. 3 M NaHSO₃ (aq) was next added to reduce the desosamine N-oxide. After stirring overnight, the solution was extracted with NaHCO₃ and CH₂Cl₂. The organic extracts were washed with brine, dried over MgSO₄, filtered, and concentrated. Purification by silica gel chromatography (2:1 hexane/acetone with 1% Et₃N) gave the product **6**. ES/MS *m/z* 957 (MH⁺), C₅₂H₇₇NO₁₅ = 956 g/mol.

EXAMPLE 4(C). SYNTHESIS OF COMPOUND 7

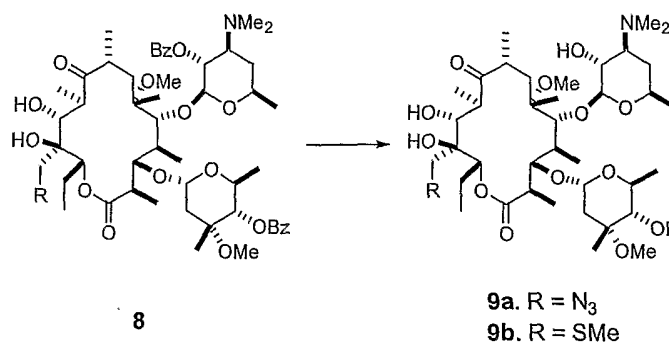
[00176] To a solution of the epoxide **6** in 0.1 M CH_2Cl_2 at 0°C was added the Dess-Martin periodinane (1.2 eq). After 1 h, the reaction was warmed to room temperature, stirred for 6 h, diluted with CH_2Cl_2 , filtered through celite, and concentrated. Purification by silica gel chromatography (6:1 to 4:1 hexanes:acetone gradient with 1% Et_3N) gave the ketone **7**. ES/MS m/z 955 (MH^+), $\text{C}_{52}\text{H}_{75}\text{NO}_{15} = 954$ g/mol.

EXAMPLE 4(D). SYNTHESIS OF COMPOUND 8

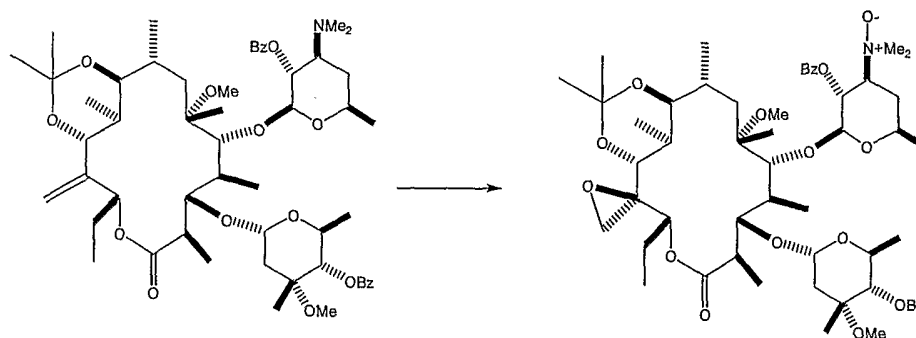


[00177] To 0.05 M DMF solution of epoxide **7** was added LiClO_4 (2 eq) and NaN_3 (6 eq). After heating at 60°C for 2 days, the reaction was quenched with NaHCO_3 (aq) and extracted with CH_2Cl_2 . The organic extracts were washed with water, brine, dried over MgSO_4 , filtered, concentrated, and purified by silica gel chromatography (7:1 to 5:1 hexanes:acetone with 1% Et_3N gradient) give the desired product **8a**. ES/MS m/z 997.5 (MH^+), $\text{C}_{52}\text{H}_{76}\text{N}_4\text{O}_{15} = 996.5$ g/mol. Ring opening of the epoxide with NaSMe was performed in a similar matter (reaction stirred at room temperature for 2 h) to give the thiol ether **8b**. ES/MS m/z 1002.5 (MH^+), $\text{C}_{53}\text{H}_{79}\text{NO}_{15}\text{S} = 1001.5$ g/mol.

EXAMPLE 4(E). SYNTHESIS OF COMPOUND 9

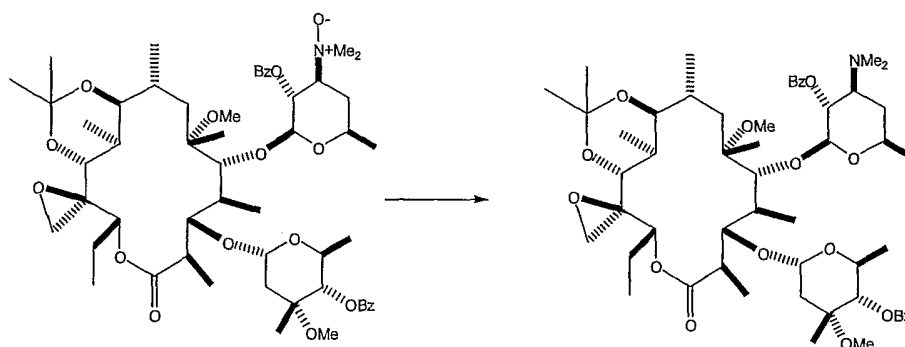


[00178] A 0.02 M MeOH solution containing **8** was heated at 65°C for 16 h and cooled to room temperature. K₂CO₃ was next added and heated to 40°C for 46 h. The solution was diluted with CH₂Cl₂ and washed with aq. NaHCO₃. The aq layer was extracted with CH₂Cl₂ and the combined organic extracts were washed with brine, dried over MgSO₄, filtered, concentrated, and purified by silica gel chromatography (3:1 to 2:1 hexanes:acetone with 1% Et₃N gradient) to give the final product. **9a**: ES/MS *m/z* 789 (MH⁺), C₃₈H₆₈N₄O₁₃ = 788 g/mol. **9b**: ES/MS *m/z* 794 (MH⁺), C₃₉H₇₁NO₁₃S = 793 g/mol.

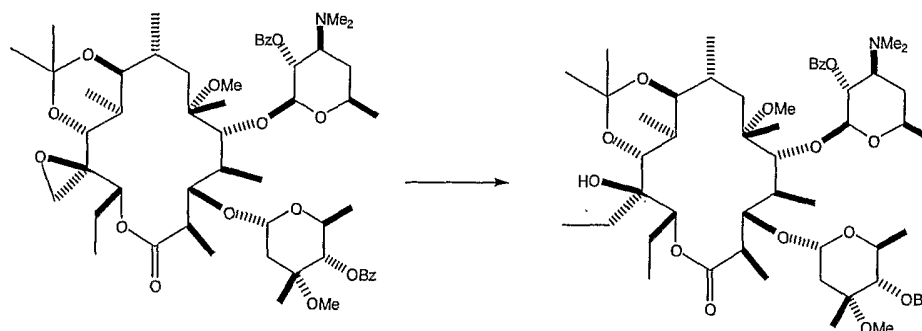
EXAMPLE 5
C₁₂ ANALOGS VIA EPOXIDE (SCHEME 1B)

[00179] Referring to Scheme 1b, above, to a 0°C dichloromethane solution (0.13 M) containing 2',4'' OBz, C₉,C₁₁-dimethylketal, C_{12,21} alkene macrolide (Example 3, compound 11) was added 3-chloroperoxybenzoic acid (4.4 eq). After stirring for 30 minutes, the ice bath was removed and the solution was stirred for 4

hours. Cyclohexene (3.9 eq) was added and the solution was stirred for an additional 15 minutes. The solution was then diluted with dichloromethane and washed with sat. NaHCO_3 , brine, dried over MgSO_4 , filtered, and concentrated. Purification by silica gel chromatography (2.5-5-10% $\text{MeOH}/\text{CH}_2\text{Cl}_2$ gradient with 0.1% triethylamine) yielded the product epoxide, N-oxide as a white solid.

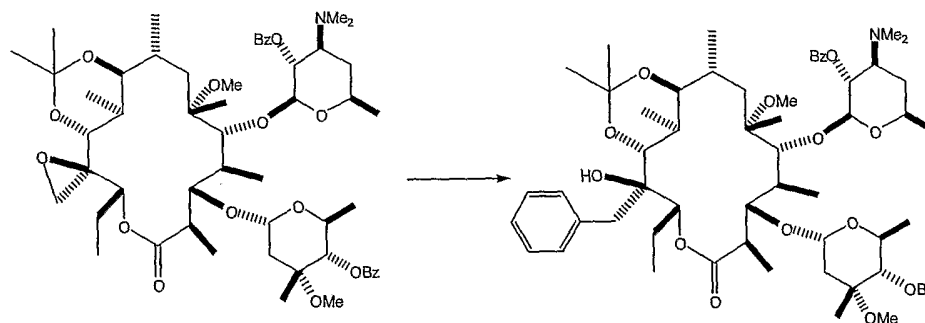


[00180] To a 0°C dichloromethane solution (0.1 M) containing the epoxide was added 2-propanol (4 eq.), 4 angstrom powdered mol sieves and (tetrapropyl)ammonium perruthenate (0.05 eq). After stirring for 2 h, the ice bath was removed and the solution was stirred for an additional 2 h. The reaction mixture was purified directly by column chromatography (15% acetone/ CH_2Cl_2 with 0.1% triethylamine) yielding the product epoxide as a white solid. MS m/z 996.4 (MH^+).



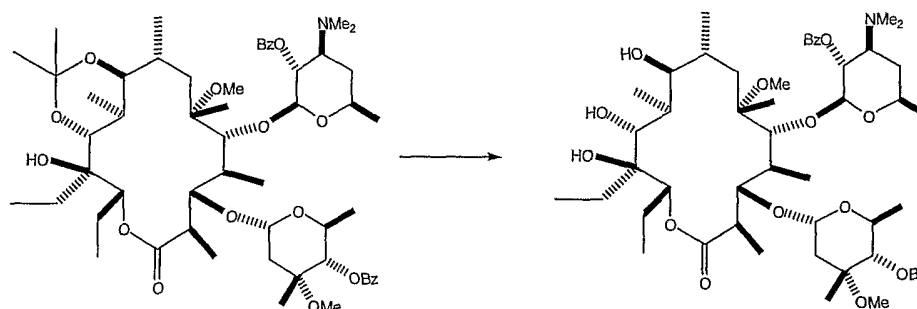
[00181] An oven dried 2-neck flask equipped with a 14/20 side arm connection to the manifold was cooled under Ar. An internal thermocouple was inserted and CuBr dimethyl sulfide complex (5 eq) was added. The system was evacuated under high vacuum and purged with Ar three times. Diethyl ether (0.05 M in CuBr) was added and the heterogeneous solution was cooled in a -78°C bath. Methyl lithium

(10 eq) was added via syringe with the internal temperature $\leq -60^{\circ}\text{C}$. The solution was held in the -78°C bath for 10 minutes and then the bath was removed. Upon warming to -20°C , a homogeneous solution resulted. The solution was then held at -30°C . An oven dried 2-neck flask equipped with a 14/20 side arm connection to the manifold was cooled under Ar. $\text{C}_{12},\text{C}_{21}$ epoxide was added and the system was evacuated under high vacuum and purged with Ar three times. Diethyl ether was added (0.07 M) and the epoxide was stirred and heated gently to dissolve everything. Upon cooling, the epoxide solution was added via syringe to the cuprate solution (at -30°C ; a diethyl ether rinse was also included). The internal temperature during the addition was $\leq -10^{\circ}\text{C}$. The resultant light yellow heterogeneous solution was held at 0°C for 6 h with stirring. Sat. NH_4Cl (40 ml) was added to stop the reaction, with the internal temp $\leq 10^{\circ}\text{C}$. The reaction was diluted with ethyl acetate and washed with sat. NH_4Cl (2x), brine, dried over MgSO_4 , filtered and concentrated. Purification by silica gel chromatography (15% acetone/hexanes with 0.1% triethylamine) yielded the C_{12} ethyl, hydroxy macrolide as a white solid. MS m/z 1012.4 (MH^+).

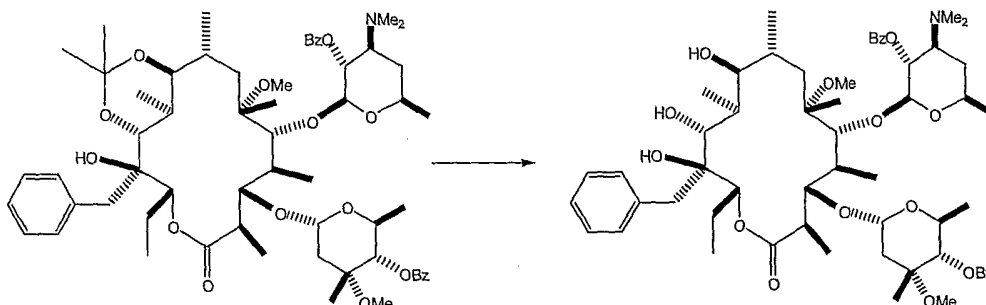


[00182] An oven dried 2-neck flask equipped with a 14/20 side arm connection to the manifold was cooled under Ar. An internal thermocouple was inserted and CuBr dimethyl sulfide complex (5 eq) was added. The system was evacuated under high vacuum and purged with Ar three times. Diethyl ether (0.05 M in CuBr) was added and the heterogeneous solution was cooled in a -78°C bath. Phenyl lithium (9.6 eq) was added via syringe with the internal temperature $\leq 5^{\circ}\text{C}$. The solution was then held in the 0°C bath for 45 minutes. An oven dried 2-neck flask equipped with a 14/20 side arm connection to the manifold was cooled under Ar. $\text{C}_{12},\text{C}_{21}$ epoxide was

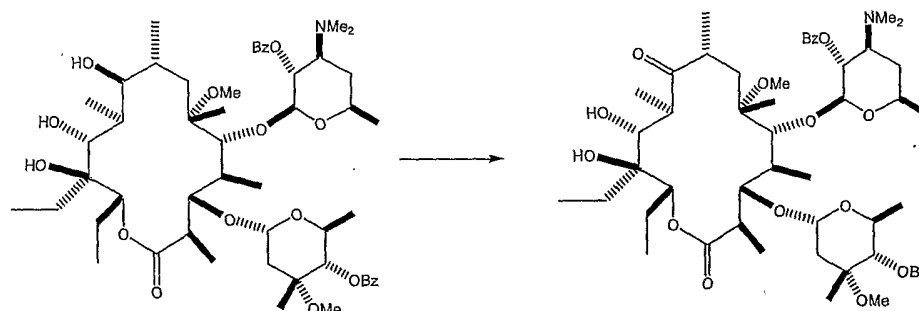
added and the system was evacuated under high vacuum and purged with Ar three times. Diethyl ether was added (0.07 M) and the epoxide was stirred and heated gently to dissolve everything. Upon cooling, the epoxide solution was added via syringe to the cuprate solution (at 0°C; 2x diethyl ether rinses were included). The internal temperature during the addition was $\leq 5^\circ\text{C}$. The resultant heterogeneous solution was stirred at 0°C for 2.5 h and then at room temperature for 5 h. The solution was cooled to 0°C, and sat. NH_4Cl was added to stop the reaction, with the internal temp $\leq 10^\circ\text{C}$. The reaction was diluted with ethyl acetate and washed with sat. NH_4Cl , brine, dried over MgSO_4 , filtered, and concentrated. Purification by silica gel chromatography (15% acetone/hexanes with 0.1% triethylamine) yielded the C_{12} phenyl, hydroxy macrolide as a white solid. MS m/z 1074.5 (MH^+).



[00183] To C_9 , C_{11} ketal C_{12} ethyl, C_{12} hydroxy macrolide in 2:1 acetonitrile/water (0.1 M) was added pyridinium *p*-toluenesulfonate (5 eq). The solution was heated in a 68°C oil bath for 46 hours. Upon cooling, the reaction was diluted with ethyl acetate, washed with sat. NaHCO_3 , brine, dried over MgSO_4 , filtered, and concentrated. Purification by flash chromatography (15% acetone/hexanes with 0.1% triethylamine) yielded the C_{12} ethyl, $\text{C}_9, \text{C}_{11}, \text{C}_{12}$ triol macrolide as a white solid. MS m/z 972.4 (MH^+).

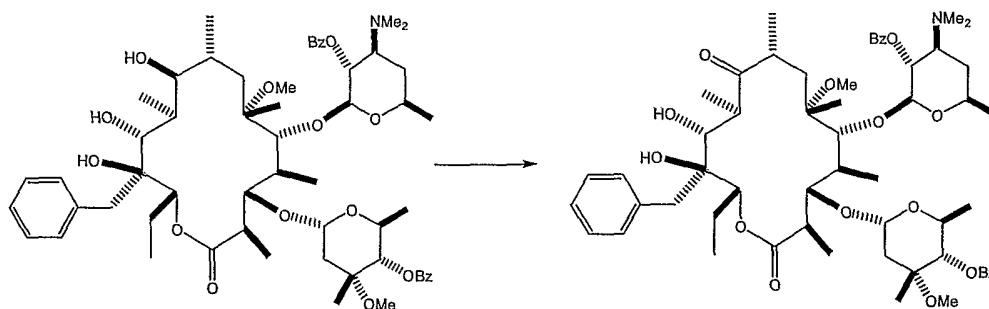


[00184] To C₉, C₁₁ ketal C₁₂ phenyl, C₁₂ hydroxy macrolide (obtained as described above) in 2:1 acetonitrile/water (0.09 M) was added pyridinium p-toluenesulfonate (5 eq). The solution was heated in a 68°C oil bath for 21 hours. Upon cooling, the reaction was diluted with ethyl acetate and washed with sat. NaHCO₃, brine, dried over MgSO₄, filtered, and concentrated. Purification by flash chromatography (20% acetone/hexanes with 0.1% triethylamine) yielded the C₁₂ phenyl, C₉, C₁₁, C₁₂ triol macrolide as a white solid. MS *m/z* 1034.4 (MH⁺).



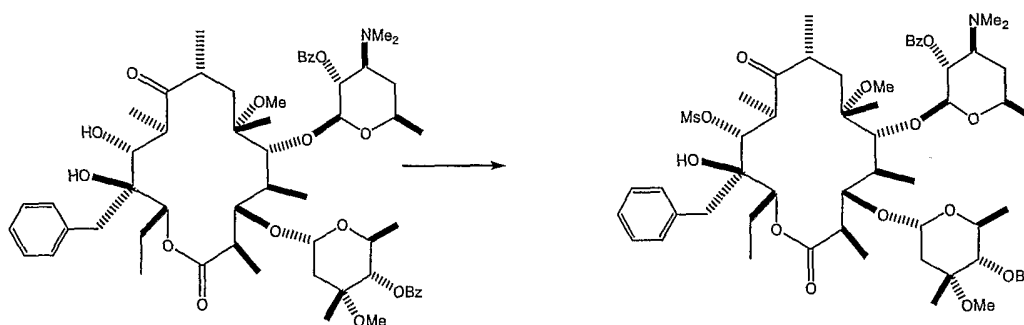
[00185] To C₁₂ ethyl, C₉, C₁₁, C₁₂ triol macrolide (obtained as described above) in dichloromethane (0.05 M) at -5°C was added Dess-Martin periodinane (1.3 eq). The solution was stirred for 5 minutes and then was placed in a -10°C refrigerator. After standing for 22 h, more Dess-Martin periodinane (0.22 eq) was added and the solution stood in the -10°C refrigerator for an additional 8 hours. The solution was diluted with ethyl acetate and washed with 1:1 10% Na₂S₂O₃/sat. NaHCO₃. The combined aqueous layers were back extracted with ethyl acetate and the combined organic layers were then washed with brine, dried over MgSO₄, filtered, and concentrated. Purification by flash chromatography (15% acetone/hexanes with 0.1%

triethylamine) yielded the C₁₂ ethyl C₉ keto, C₁₁, C₁₂ diol macrolide as a white solid. MS *m/z* 970.5 (MH⁺).



[00186] To C₁₂ phenyl, C₉, C₁₁, C₁₂ triol macrolide (obtained as described above) in dichloromethane (0.05 M) at -5°C was added Dess-Martin periodinane (1.1 eq). The solution was stirred for 5 minutes and then was placed in a -10°C refrigerator. After standing for 40 h, more Dess-Martin periodinane (0.68 eq) was added and the solution stood in the -10°C refrigerator for an additional 8 h. The solution was diluted with dichloromethane and washed with 1:1 10% Na₂S₂O₃/NaHCO₃, brine, dried over MgSO₄, filtered, and concentrated. Purification by flash chromatography (15% acetone/hexanes with 0.1% triethylamine) yielded the C₁₂ phenyl C₉ keto, C₁₁, C₁₂ diol macrolide as a white solid. MS *m/z* 1032.3 (MH⁺)

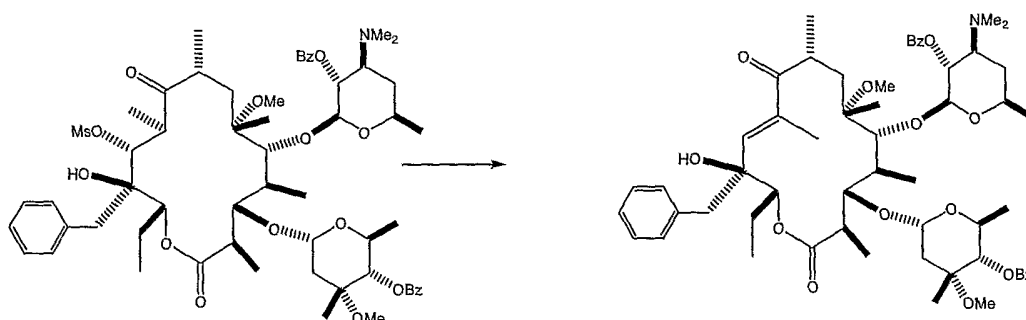
C₁₂ BENZYL C₉ KETO, C₁₁ OMS, C₁₂ OH MACROLIDE



[00187] To C₁₂ benzyl, C₉ keto, C₁₁, C₁₂ diol macrolide (1 eq) in pyridine at 0°C was added methanesulfonyl chloride (5 eq) via syringe over 5 minutes. The solution was stirred for 20 hours as the solution warmed to room temperature. Upon concentrating, the material was taken up in ethyl acetate and washed with NaHCO₃

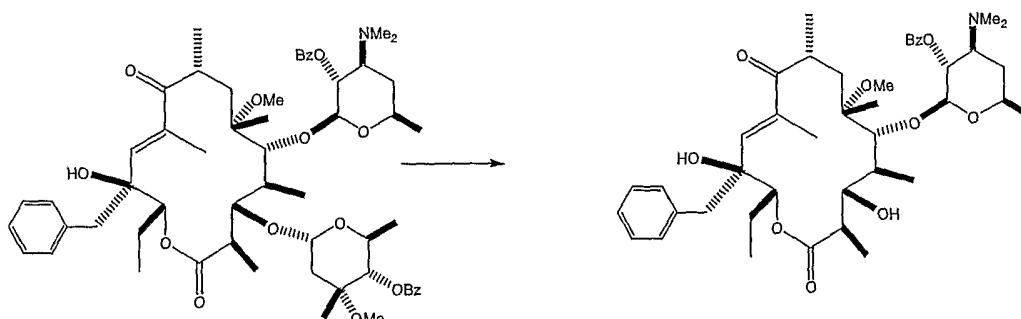
(sat.), with NaCl (sat.), dried over MgSO₄, filtered, and concentrated. Purification by flash chromatography (25% acetone/hexanes with 0.1% triethylamine) yielded the C₁₂ benzyl C₉ keto, C₁₁ OMs, C₁₂ hydroxy macrolide (90% yield) as a white solid. MH⁺(1110.5)

C₁₂ BENZYL C₉, C₁₀, C₁₁ ENONE, C₁₂ OH DIOL MACROLIDE



[00188] To C₁₂ benzyl, C₉, C₁₁ OMs, C₁₂ OH macrolide (1 eq) in acetone was added DBU (1.5 eq). The solution was stirred for 16 hours at room temperature and then for 26 hours at 60°C. The solution was diluted with ethyl acetate, washed with H₂O, with NaCl (sat.), dried over MgSO₄, filtered, and concentrated yielding the C₁₂ benzyl C₉, C₁₀, C₁₁ enone, C₁₂ OH macrolide (81% yield) as an off white solid. MH⁺(1014.5)

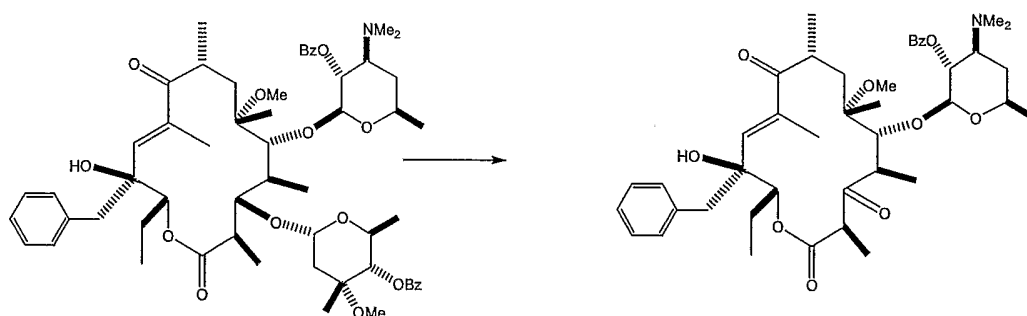
C₁₂ BENZYL C₉, C₁₀, C₁₁ ENONE, C₃, C₁₂ DIOL MACROLIDE



[00189] To C₁₂ benzyl, C₉, C₁₀, C₁₁ enone C₁₂ OH macrolide (1 eq) in acetonitrile was added 3 M HC (aq.) (10%). After standing for 22 hours the solution was diluted with ethyl acetate and washed with NaHCO₃ (sat.), with NaCl (sat.), dried

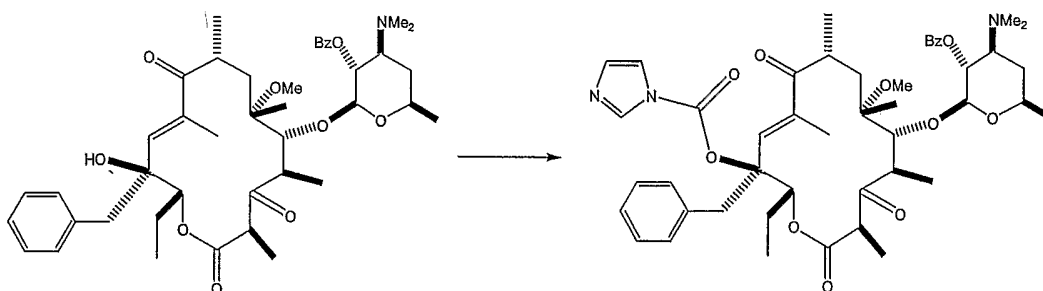
over MgSO_4 , filtered and concentrated. Purification by flash chromatography (30% acetone/hexanes with 0.1% triethylamine) yielded the C_{12} benzyl C_9 , C_{10} , C_{11} enone, C_3 , C_{12} diol macrolide (76% yield) as a white solid. $\text{MH}^+(752.4)$

C_{12} BENZYL C_9 , C_{10} , C_{11} ENONE, C_3 OXO, C_{12} OH MACROLIDE



[00190] To C_{12} benzyl, C_9 , C_{10} , C_{11} enone, C_3 , C_{12} diol macrolide (1 eq) in dichloromethane was added Dess-Martin periodinane (1.3 eq). After stirring for 4 hours, the solution was diluted with ethyl acetate and washed with 1:1 10% $\text{Na}_2\text{S}_2\text{O}_3/\text{NaHCO}_3$ (sat.), with NaCl (sat.), dried over MgSO_4 , filtered, and concentrated. Purification by flash chromatography (30% acetone/hexanes with 0.1% triethylamine) yielded the C_{12} benzyl C_9 , C_{10} , C_{11} enone, C_3 oxo, C_{12} OH macrolide (96% yield) as a white solid. $\text{MH}^+(750.5)$

C_9 , C_{10} , C_{11} ENONE, C_3 OXO, C_{12} BENZYL, C_{12} OCOIM MACROLIDE

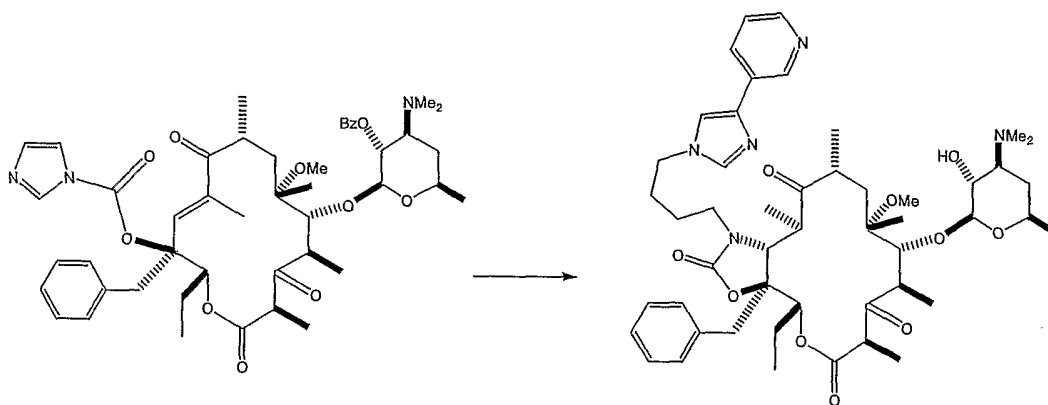


[00191] To a solution of C_{12} benzyl, C_9 , C_{10} , C_{11} enone, C_3 oxo, C_{12} OH macrolide (1 eq) and carbonyldiimidazole (3 eq) in tetrahydrofuran at 0°C was added sodium hydride (2 eq). The solution was stirred at 0°C for 4.5 hours, and then ethyl acetate was added. While still at 0°C , NaHCO_3 (sat.) was added. The mixture was then diluted with ethyl acetate and was washed with NaHCO_3 (sat.), with NaCl (sat.),

dried over MgSO_4 , filtered, concentrated, and pumped on yielding crude C_{12} benzyl C_9 , C_{10} , C_{11} enone, C_3 oxo, C_{12} OCOIm macrolide. The crude material was used in the next step without further purification.

EXAMPLE 6

SYNTHESIS OF (3aS,4R,7R,9R,10R,11S,13R,15R,15aR)-3a-BENZYL-4-ETHYL-11-METHOXY-7,9,11,13,15-PENTAMETHYL-2,6,8,14-TETRAOXO-1-[4-(4-PYRIDIN-3-YL-1H-IMIDAZOL-1-YL)BUTYL]TETRADECAHYDRO-2H-OXACYCLOTETRADECINO[4,3-D][1,3]OXAZOL-10-YL-3,4,6-TRIDEOXY-3-(DIMETHYLAMINO)-D-XYLO-HEXOPYRANOSIDE

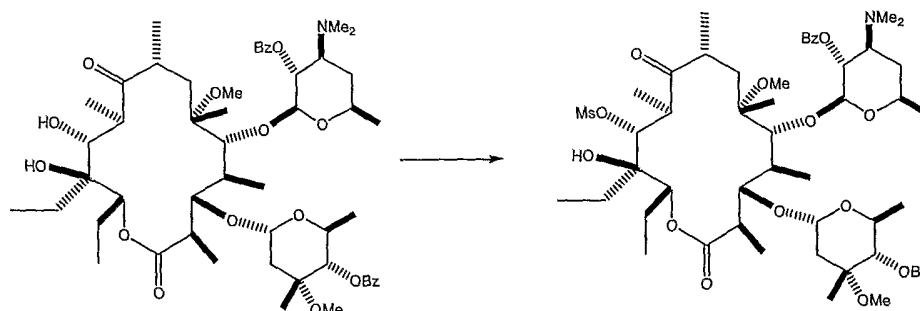


[00192] A solution of crude C_{12} benzyl, C_9 , C_{10} , C_{11} enone, C_3 oxo, C_{12} OCOIm macrolide (1 eq) in acetonitrile (1.5 ml) was added to 4-(4-(3-pyridyl)imidazolyl)butylamine (10 eq), and water (10%) was added. The solution was heated at 60°C for 21 hours. Upon cooling the reaction was diluted with ethyl acetate and washed with NaHCO_3 (sat.), NaCl (sat.), dried over MgSO_4 , filtered, and concentrated. To the crude material was added methanol (10 ml) and the solution was heated at reflux for 18 hours. Upon concentrating, the material was purified silica gel chromatography (0-3-5-10% methanol/dichloromethane with 0.1% triethylamine) and then by RP HPLC yielding (3aS,4R,7R,9R,10R,11S,13R,15R,15aR)-3a-benzyl-4-ethyl-11-methoxy-7,9,11,13,15-pentamethyl-2,6,8,14-tetraoxo-1-[4-(4-pyridin-3-yl-1H-imidazol-1-yl)butyl]tetradecahydro-2H-oxacycLOTETRADECINO[4,3-d][1,3]oxazol-10-yl-3,4,6-trideoxy-3-(dimethylamino)-D-xylo-hexopyranoside (35% yield) as a white solid. MH^+ (888.5)

C₁₂ ETHYL ANALOGS

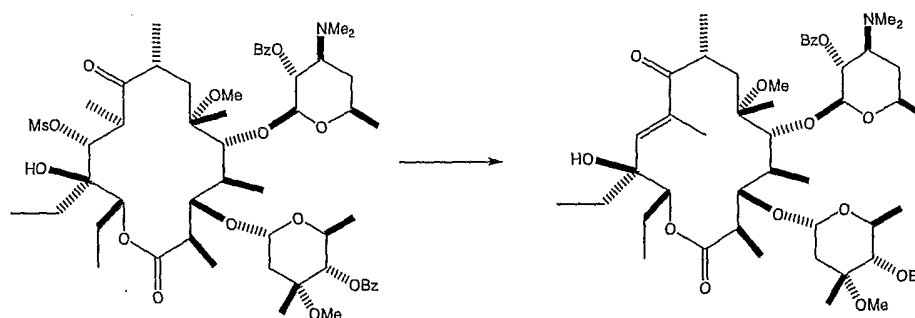
EXAMPLE 7 – EXAMPLE 43:

EXAMPLE 7

SYNTHESIS OF C₁₂ ETHYL C₉ KETO, C₁₁ OMS, C₁₂ HYDROXY MACROLIDE

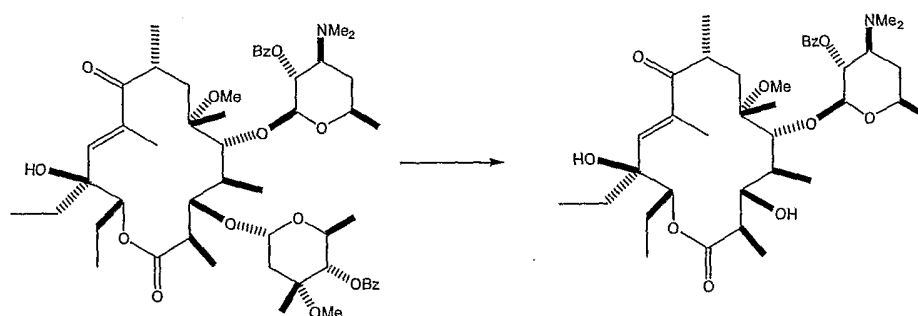
[00193] To 0°C 0.2 M pyridine solution containing the C₁₂ ethyl, C₉ keto, C₁₁, C₁₂ diol macrolide of Example 5 (1 eq) was added methanesulfonyl chloride (5 eq) via syringe over 5 minutes. The solution was stirred for 18 hours as the solution warmed to room temperature. Upon concentrating, the material was taken up in ethyl acetate and washed with sat. NaHCO₃ (2x). The combined aqueous layers were back extracted with ethyl acetate and the combined organic layers were then washed with brine, dried over MgSO₄, filtered, and concentrated. Purification by flash chromatography (20-25% acetone/hexanes with 0.1% triethylamine) yielded the C₁₂ ethyl C₉ keto, C₁₁ OMs, C₁₂ hydroxy macrolide as a white solid. MH⁺(1048.5)

EXAMPLE 8

SYNTHESIS OF C₁₂ ETHYL C₉, C₁₀, C₁₁ ENONE, C₁₂ OH MACROLIDE

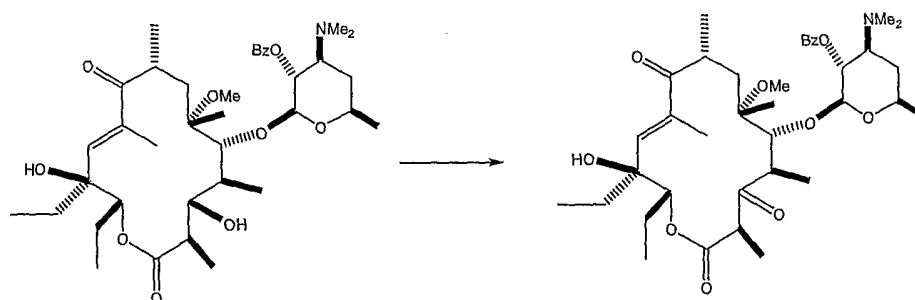
[00194] To C₁₂ ethyl, C₉, C₁₁ OMs, C₁₂ OH macrolide of Example 6 (1 eq) in acetone (0.07 M) was added DBU (1.2 eq). The solution was stirred for 6 hours at room temperature and then for 14 hours at 61°C. The solution was diluted with ethyl acetate, washed with H₂O, sat. NaHCO₃, brine, dried over MgSO₄, filtered, and concentrated to yield the C₁₂ ethyl C₉, C₁₀, C₁₁ enone, C₁₂ OH macrolide as an off white solid. MH⁺(952.5)

EXAMPLE 9
SYNTHESIS OF C₁₂ ETHYL C₉, C₁₀, C₁₁ ENONE, C₃, C₁₂ DIOL MACROLIDE



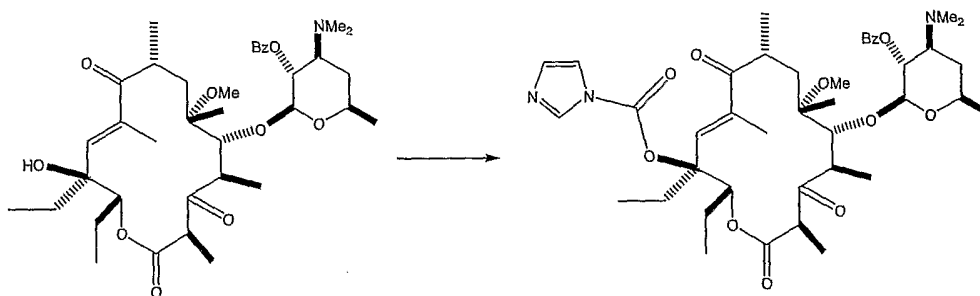
[00195] To C₁₂ ethyl, C₉, C₁₀, C₁₁ enone, C₁₂ OH macrolide of Example 7 (1 eq) in acetonitrile (0.08 M) was added 3 M HCl (aq.) (19 eq). After standing for 22 hours the solution was diluted with ethyl acetate and washed with sat. NaHCO₃, brine, dried over MgSO₄, filtered, and concentrated. Purification by flash chromatography (30% acetone/hexanes with 0.1% triethylamine) yielded the C₁₂ ethyl C₉, C₁₀, C₁₁ enone, C₃, C₁₂ diol macrolide as a white solid. MH⁺(690.4).

EXAMPLE 10
SYNTHESIS OF C₁₂ ETHYL C₉, C₁₀, C₁₁ ENONE, C₃ OXO, C₁₂ OH MACROLIDE



[00196] To C₁₂ ethyl, C₉, C₁₀, C₁₁ enone, C₃, C₁₂ diol macrolide of Example 8 (1 eq) in dichloromethane (0.04 M) was added Dess-Martin periodinane (1.5 eq). After stirring for 1 hour, the solution was diluted with ethyl acetate and washed with 1:1 10% Na₂S₂O₃/NaHCO₃, brine, dried over MgSO₄, filtered, and concentrated. Purification by flash chromatography (30% acetone/hexanes with 0.1% triethylamine) yielded the C₁₂ ethyl C₉, C₁₀, C₁₁ enone, C₃ oxo, C₁₂ OH macrolide as a white solid. MH⁺(688.5).

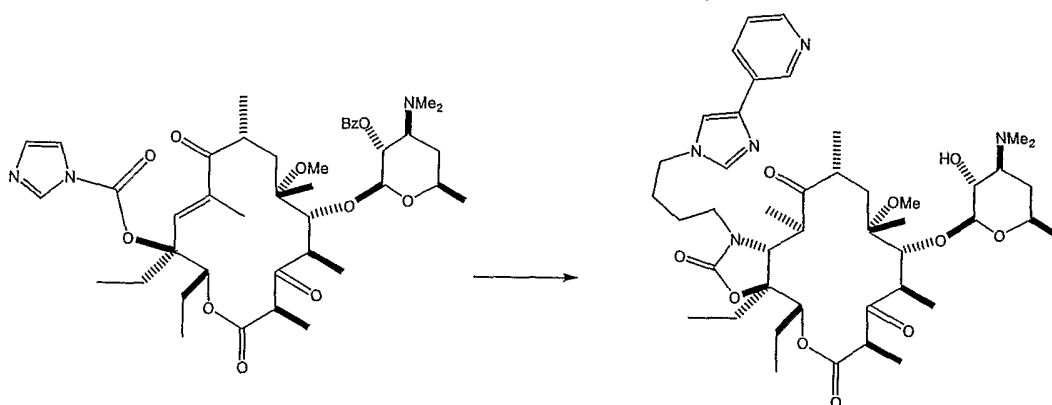
EXAMPLE 11
SYNTHESIS OF C₁₂ ETHYL C₉, C₁₀, C₁₁ ENONE, C₃ OXO, C₁₂ OCOIM
MACROLIDE



[00197] To a solution of C₁₂ ethyl, C₉, C₁₀, C₁₁ enone, C₃ oxo, C₁₂ OH macrolide of Example 10 (1 eq) and carbonyldiimidazole (3 eq) in tetrahydrofuran (0.1 M) at -15°C was added sodium hydride (2 eq). The solution was stirred for 5 minutes at -15°C and then was placed in a 0°C ice bath. After stirring for 4 hours, ethyl acetate was added. While still at 0°C, NaHCO₃ (sat.) was added. The mixture was then diluted with ethyl acetate and was washed with sat. NaHCO₃ (2x), brine, dried over MgSO₄, filtered, concentrated, and dried under high vacuum to yield the crude C₁₂ ethyl C₉, C₁₀, C₁₁ enone, C₃ oxo, C₁₂ OCOIm macrolide that was used in the next example without further purification. MH⁺(782.5)

EXAMPLE 12

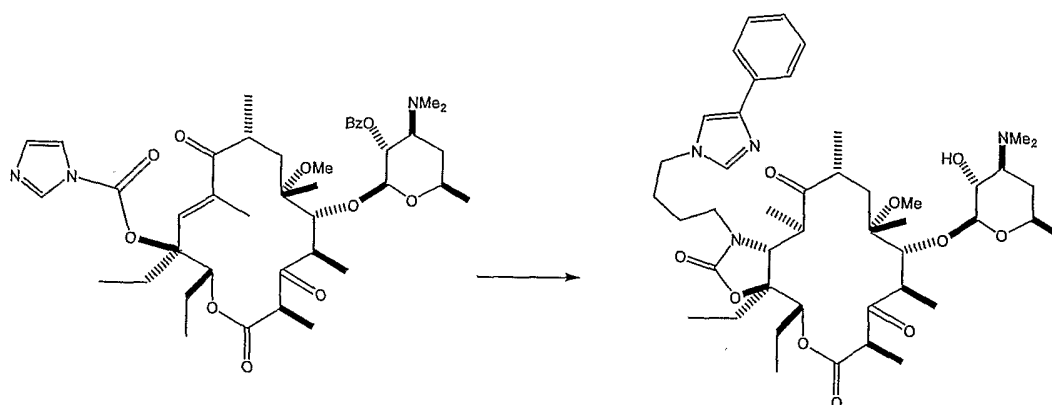
SYNTHESIS OF (3aS,4R,7R,9R,10R,11S,13R,15R,15aR)-3a,4-DIETHYL-11-METHOXY-7,9,11,13,15-PENTAMETHYL-2,6,8,14-TETRAOXO-1-[4-(4-PYRIDIN-3-YL-1H-IMIDAZOL-1-YL)BUTYL]TETRADECAHYDRO-2H-OXACYCLOTETRADECINO[4,3-D][1,3]OXAZOL-10-YL-3,4,6-TRIDEOXY-3-(DIMETHYLAMINO)-D-XYLO-HEXOPYRANOSIDE



[00198] A solution of crude C₁₂ ethyl, C₉, C₁₀, C₁₁ enone, C₃ oxo, C₁₂ OCOIm macrolide of Example 11 (1 eq) in acetonitrile was added to 4-(4-(3-pyridyl)imidazolyl)butylamine (8 eq), and water was added. The solution was heated at 60°C for 20 hours. Upon cooling the reaction was diluted with ethyl acetate and washed with NaHCO₃ (sat.), NaCl (sat.), dried over MgSO₄, filtered and concentrated. To the crude material was added methanol and the solution was heated at reflux for 19 hours. Upon concentrating, the material was purified by RP HPLC. The combined product fractions coming off the HPLC were diluted with ethyl acetate and washed with NaHCO₃ (sat.). The aqueous layer was back extracted with ethyl acetate and the combined organic layers were then washed with NaCl (sat.), dried over MgSO₄, filtered, concentrated, dissolved in acetonitrile/water, and lyophilized yielding (3aS,4R,7R,9R,10R,11S,13R,15R,15aR)-3a,4-diethyl-11-methoxy-7,9,11,13,15-pentamethyl-2,6,8,14-tetraoxo-1-[4-(4-pyridin-3-yl-1H-imidazol-1-yl)butyl]-tetradecahydro-2H-oxacycLOTETRADECINO[4,3-D][1,3]oxazol-10-yl-3,4,6-trideoxy-3-(dimethylamino)-D-xylo-hexopyranoside (44% yield) as a white solid. MH⁺(826.5)

EXAMPLE 13

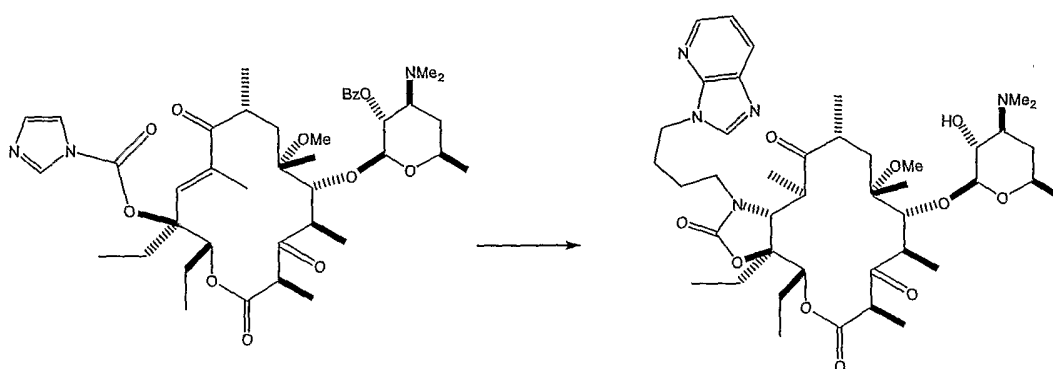
SYNTHESIS OF (3aS,4R,7R,9R,10R,11S,13R,15R,15aR)-3a,4-DIETHYL-11-METHOXY-7,9,11,13,15-PENTAMETHYL-2,6,8,14-TETRAOXO-1-[4-(4-PHENYL-1H-IMIDAZOL-1-YL)BUTYL]TETRADECAHYDRO-2H-OXACYCLOTETRADECINO[4,3-D][1,3]OXAZOL-10-YL-3,4,6-TRIDEOXY-3-(DIMETHYLAMINO)-D-XYLO-HEXOPYRANOSIDE



[00199] A solution of crude C₁₂ ethyl, C₉, C₁₀, C₁₁ enone, C₃ oxo, C₁₂ OCOIm macrolide of Example 11 (1 eq) in acetonitrile was added to 4-(4-phenyl-imidazol-1-yl)butylamine (4 eq), and water was added. The solution was heated at 60°C for 60 hours. Upon cooling the reaction was diluted with ethyl acetate and washed with NaHCO₃ (sat.), NaCl (sat.), dried over MgSO₄, filtered, and concentrated. To the crude material was added methanol and the solution was heated at reflux for 19 hours. Upon concentrating, the material was purified by RP HPLC. The combined product fractions coming off the HPLC were diluted with ethyl acetate and washed with NaHCO₃ (sat.). The aqueous layer was back extracted with ethyl acetate and the combined organic layers were then washed with NaCl (sat.), dried over MgSO₄, filtered, concentrated, dissolved in acetonitrile/water, and lyophilized yielding (3aS,4R,7R,9R,10R,11S,13R,15R,15aR)-3a,4-diethyl-11-methoxy-7,9,11,13,15-pentamethyl-2,6,8,14-tetraoxo-1-[4-(4-phenyl-1H-imidazol-1-yl)butyl]tetradecahydro-2H-oxacycLOTETRADECINO[4,3-d][1,3]oxazol-10-yl-3,4,6-trideoxy-3-(dimethylamino)-D-xylo-hexopyranoside (42% yield) as a white solid. MH⁺(825.5)

EXAMPLE 14

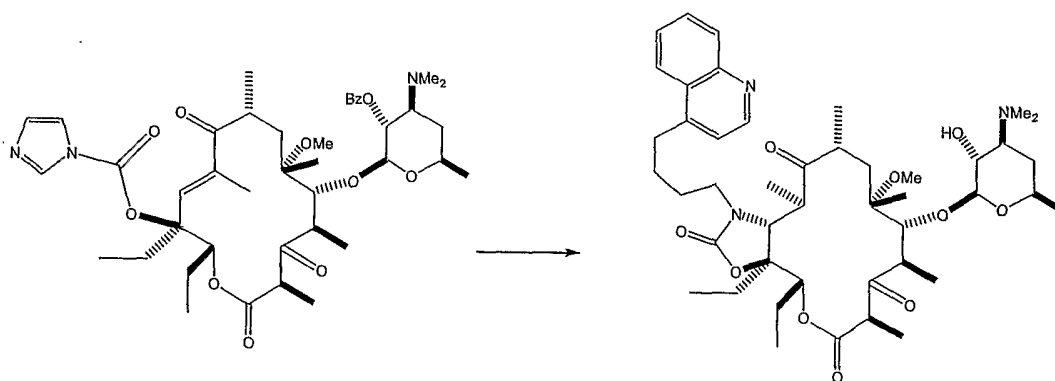
SYNTHESIS OF (3aS,4R,7R,9R,10R,11S,13R,15R,15aR)-3a,4-DIETHYL-1-[4-(3H-IMIDAZO[4,5-B]PYRIDIN-3-YL)BUTYL]-11-METHOXY-7,9,11,13,15-PENTAMETHYL-2,6,8,14-TETRAOXOTETRADECAHYDRO-2H-OXACYCLOTETRADECINO[4,3-D][1,3]OXAZOL-10-YL-3,4,6-TRIDEOXY-3-(DIMETHYLAMINO)-D-XYLO-HEXOPYRANOSIDE



[00200] C₁₂ ethyl, C₉, C₁₀, C₁₁ enone, C₃ oxo, C₁₂ OCOIm macrolide of Example 11 (1 eq) was added to 4-imidazo[4,5-b]pyridin-3-yl-butylamine (2.5 eq); acetonitrile and water were added. The solution was heated at 65°C for 20 hours. Upon cooling, the reaction was diluted with ethyl acetate and washed with NaHCO₃ (sat.), NaCl (sat.), dried over MgSO₄, filtered and concentrated. To the crude material was added methanol and the solution was heated at 60°C for 19 hours. Upon concentrating, the material was purified by RP HPLC. The combined product fractions coming off the HPLC were diluted with ethyl acetate and NaHCO₃ was added. The aqueous layer was separated and the organic layer was washed with NaCl (sat.), dried over MgSO₄, filtered, concentrated, dissolved in acetonitrile/water, and lyophilized yielding (3aS,4R,7R,9R,10R,11S,13R,15R,15aR)-3a,4-diethyl-1-[4-(3H-imidazo[4,5-b]pyridin-3-yl)butyl]-11-methoxy-7,9,11,13,15-pentamethyl-2,6,8,14-tetraoxotetradecahydro-2H-oxacycLOTETRADECINO[4,3-d][1,3]oxazol-10-yl 3,4,6-trideoxy-3-(dimethylamino)-D-xylo-hexopyranoside (38%) as a white solid. MH⁺(800.00)

EXAMPLE 15

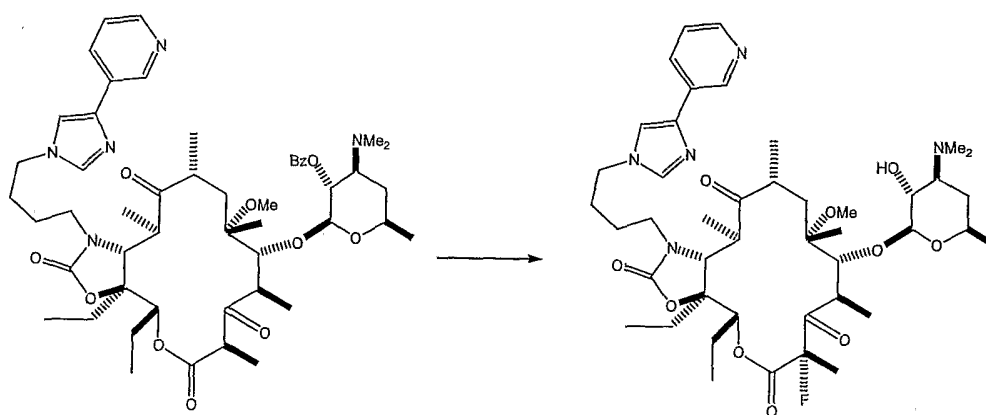
SYNTHESIS OF (3aS,4R,7R,9R,10R,11S,13R,15R,15aR)-3a,4-DIETHYL-11-METHOXY-7,9,11,13,15-PENTAMETHYL-2,6,8,14-TETRAOXO-1-(4-QUINOLIN-4-YLBUTYL)TETRADECAHYDRO-2H-OXACYCLOTETRADECINO[4,3-D][1,3]OXAZOL-10-YL-3,4,6-TRIDEOXY-3-(DIMETHYLAMINO)-D-XYLO-HEXOPYRANOSIDE



[00201] C₁₂ ethyl, C₉, C₁₀, C₁₁ enone, C₃ oxo, C₁₂ OCOIm macrolide of Example 11 (1 eq) was added to 4-quinolin-4-yl-butylamine (4 eq); acetonitrile and water were added. The solution was heated at 65°C for 20 hours. Upon cooling, the reaction was diluted with ethyl acetate and washed with NaHCO₃ (sat.), NaCl (sat.), dried over MgSO₄, filtered, and concentrated. Purification by RP HPLC yielded the pure benzoylated ketolide and a mixture of benzoylated ketolide and (3aS,4R,7R,9R,10R,11S,13R,15R,15aR)-3a,4-diethyl-11-methoxy-7,9,11,13,15-pentamethyl-2,6,8,14-tetraoxo-1-(4-quinolin-4-ylbutyl)tetradecahydro-2H-oxacyclopentadecino[4,3-d][1,3]oxazol-10-yl-3,4,6-trideoxy-3-(dimethylamino)-D-xylo-hexopyranoside. To the mixture of benzoylated ketolide and product, was added methanol and the solution was heated at 60°C for 19 hours. Upon concentrating, the material was purified by column chromatography (0-2-5-10% MeOH/CH₂Cl₂ with 0.1% triethylamine), and lyophilized from MeCN:H₂O to provide (3aS,4R,7R,9R,10R,11S,13R,15R,15aR)-3a,4-diethyl-11-methoxy-7,9,11,13,15-pentamethyl-2,6,8,14-tetraoxo-1-(4-quinolin-4-ylbutyl)tetradecahydro-2H-oxacyclopentadecino[4,3-d][1,3]oxazol-10-yl-3,4,6-trideoxy-3-(dimethylamino)-D-xylo-hexopyranoside (46% yield) as a white solid. MH⁺(810.05)

EXAMPLE 16

SYNTHESIS OF (3aS,4R,7S,9R,10R,11R,13R,15R,15aR)-3a,4-DIETHYL-7-FLUORO-11-METHOXY-7,9,11,13,15-PENTAMETHYL-2,6,8,14-TETRAOXO-1-[4-(4-PYRIDIN-3-YL-1H-IMIDAZOL-1-YL)BUTYL]TETRADECAHYDRO-2H-OXACYCLOTETRADECINO[4,3-D][1,3]OXAZOL-10-YL-3,4,6-TRIDEOXY-3-(DIMETHYLAMINO)-D-XYLO-HEXOPYRANOSIDE

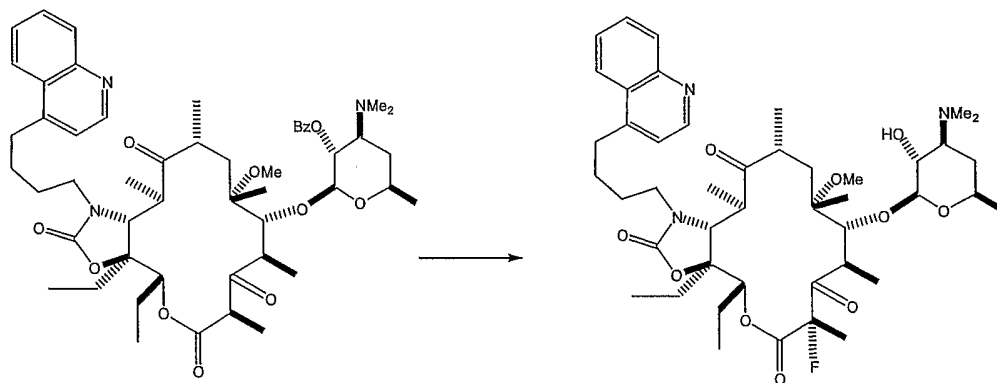


[00202] To 2' benzoylated (6S,1R,2R,4R,7R,8R,10R,13R)-7-[(4S,2R,3R,6R)-4-(dimethylamino)-3-hydroxy-6-methyl(2H-3,4,5,6-tetrahydropyran-2-yl)oxy]-17-aza-13,14-diethyl-6-methoxy-2,4,6,8,10-pentamethyl-12,15-dioxa-17-(4-(4-quinolyl)-butyl)bicyclo[12.3.0]heptadecane-3,9,11,16-tetraone in DMF at 0°C was added 60% NaH (2 eq). After stirring for 1 hour at 0°C, N-fluorobenzenesulfonimide (1 eq) was added. After stirring for an additional hour at 0°C, the solution was diluted with ethyl acetate and NaHCO₃ (sat.) was added cautiously to quench. The reaction was then added to ethyl acetate and was washed with NaHCO₃ (sat.), NaCl (sat.), dried over MgSO₄, filtered, concentrated and purified by RP HPLC. The combined product fractions coming off the HPLC were diluted with ethyl acetate and NaHCO₃ was added. The aqueous layer was separated and the organic layer was washed with NaCl (sat.), dried over MgSO₄, filtered, and concentrated to provide the benzoylated 2-fluoroketolide. Methanol was added and the solution was heated at 60°C for 19 hours. Upon concentrating, the material was purified by column chromatography (0-2-5-10% MeOH/CH₂Cl₂ with 0.1% triethylamine), and lyophilized from MeCN:H₂O providing (3aS,4R,7S,9R,10R,11R,13R,15R,15aR)-3a,4-diethyl-7-fluoro-11-methoxy-7,9,11,13,15-pentamethyl-2,6,8,14-tetraoxo-1-[4-(4-pyridin-3-yl-1H-imidazol-1-yl)butyl]tetradecahydro-2H-oxacycLOTETRADECINO[4,3-d][1,3]oxazol-10-yl-

3,4,6-trideoxy-3-(dimethylamino)-D-xylo-hexopyranoside (62% yield) as a white solid. MH^+ (844.50)

EXAMPLE 17

SYNTHESIS OF (3aS,4R,7S,9R,10R,11S,13R,15R,15aR)-3a,4-DIETHYL-7-FLUORO-11-METHOXY-7,9,11,13,15-PENTAMETHYL-2,6,8,14-TETRAOXO-1-(4-QUINOLIN-4-YLBUTYL)TETRADECAHYDRO-2H-OXACYCLOTETRADECINO[4,3-D][1,3]OXAZOL-10-YL-3,4,6-TRIDEOXY-3-(DIMETHYLAMINO)-D-XYLO-HEXOPYRANOSIDE

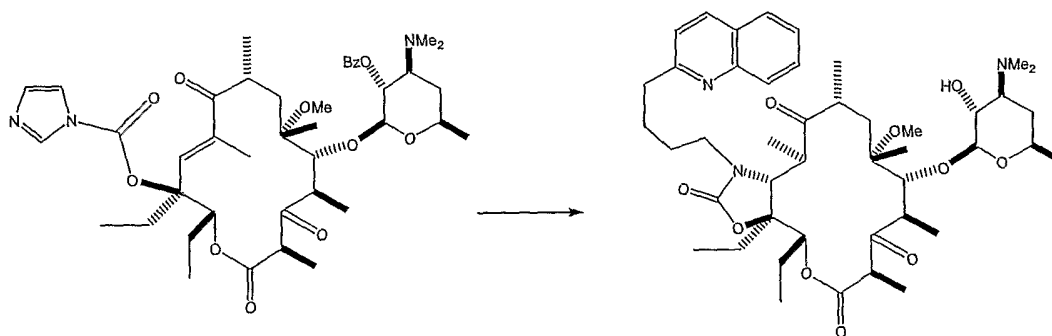


[00203] To 2' benzoylated (6S,1R,2R,4R,7R,8R,10R,13R)-7-[(4S,2R,3R,6R)-4-(dimethylamino)-3-hydroxy-6-methyl(2H-3,4,5,6-tetrahydropyran-2-yl)oxy]-17-aza-13,14-diethyl-6-methoxy-2,4,6,8,10-pentamethyl-12,15-dioxo-17-(4-(4-quinolyl)-butyl)bicyclo[12.3.0] heptadecane-3,9,11,16-tetraone (1 eq) in DMF at 0°C was added 60% NaH (2 eq). After stirring for 1 hour at 0°C, N-fluorobenzenesulfonimide (1.1 eq) was added. After stirring for an additional hour at 0°C, the solution was diluted with ethyl acetate followed by addition of $NaHCO_3$ (sat.) to quench the reaction. The reaction mixture was then added to ethyl acetate and was washed with $NaHCO_3$ (sat.), NaCl (sat.), dried over $MgSO_4$, filtered, concentrated, and purified by RP HPLC. The combined product fractions coming off the HPLC were diluted with ethyl acetate and $NaHCO_3$ was added. The aqueous layer was separated and the organic layer was washed with NaCl (sat.), dried over $MgSO_4$, filtered, and concentrated yielding the benzoylated 2-fluoroketolide. Methanol was added and the solution was heated at 60°C for 19 hours. Upon concentrating, the material was purified by column chromatography (0-2-5-10% MeOH/ CH_2Cl_2 with 0.1% triethylamine), and lyophilized from MeCN:H₂O to give (3aS,4R,7S,9R,10R,11S,13R,15R,15aR)-3a,4-

diethyl-7-fluoro-11-methoxy-7,9,11,13,15-pentamethyl-2,6,8,14-tetraoxo-1-(4-quinolin-4-ylbutyl)tetradecahydro-2H-oxacyclotetradecino[4,3-d][1,3]oxazol-10-yl-3,4,6-trideoxy-3-(dimethylamino)-D-xylo-hexopyranoside (57% yield) as a white solid. MH^+ (828.50)

EXAMPLE 18

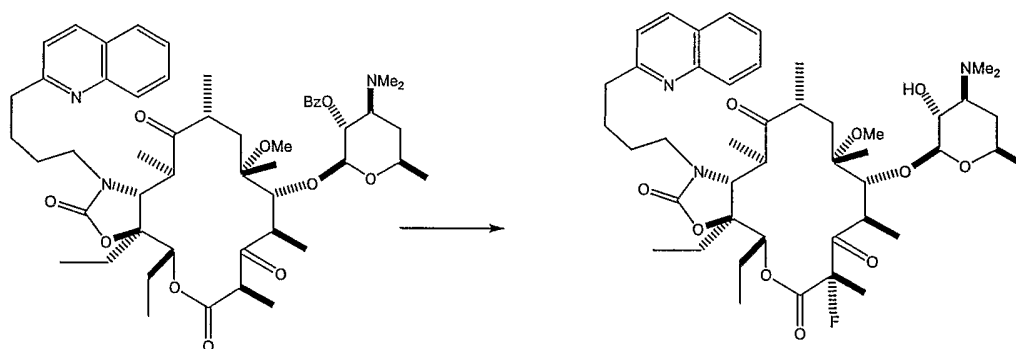
SYNTHESIS OF (3aS,4R,7R,9R,10R,11S,13R,15R,15aR)-3a,4-DIETHYL-11-METHOXY-7,9,11,13,15-PENTAMETHYL-2,6,8,14-TETRAOXO-1-(4-QUINOLIN-2-YLBUTYL)TETRADECAHYDRO-2H-OXACYCLOTETRADECINO[4,3-D][1,3]OXAZOL-10-YL-3,4,6-TRIDEOXY-3-(DIMETHYLAMINO)-D-XYLO-HEXOPYRANOSIDE



[00204] C_{12} ethyl, C_9 , C_{10} , C_{11} enone, C_3 oxo, C_{12} OCOIm macrolide of Example 11 (1 eq) was added to 4-quinolin-2-yl-butylamine (4 eq); acetonitrile and water was added. The solution was heated at 65°C for 24 hours. Upon cooling, the reaction was diluted with ethyl acetate and washed with $NaHCO_3$ (sat.), $NaCl$ (sat.), dried over $MgSO_4$, filtered, and concentrated. Purification by RP HPLC yielded the benzoylated ketolide. To the benzoylated ketolide was added methanol and the solution was heated at 60°C for 19 hours. Upon concentrating, the material was purified by column chromatography (0-2-5-10% $MeOH/CH_2Cl_2$ with 0.1% triethylamine), and lyophilized from $MeCN:H_2O$ providing (3aS,4R,7R,9R,10R,11S,13R,15R,15aR)-3a,4-diethyl-11-methoxy-7,9,11,13,15-pentamethyl-2,6,8,14-tetraoxo-1-(4-quinolin-2-ylbutyl)tetradecahydro-2H-oxacyclotetradecino[4,3-d][1,3]oxazol-10-yl-3,4,6-trideoxy-3-(dimethylamino)-D-xylo-hexopyranoside (40% yield) as a white solid. MH^+ (810.50)

EXAMPLE 19

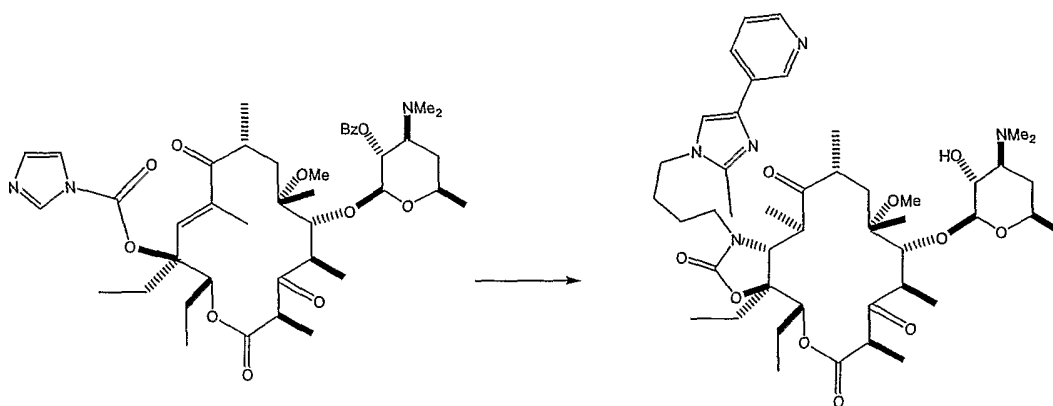
SYNTHESIS OF (3aS,4R,7S,9R,10R,11S,13R,15R,15aR)-3a,4-DIETHYL-7-FLUORO-11-METHOXY-7,9,11,13,15-PENTAMETHYL-2,6,8,14-TETRAOXO-1-(4-QUINOLIN-2-YLBUTYL)TETRADECAHYDRO-2H-OXACYCLO-TETRADECINO[4,3-D][1,3]OXAZOL-10-YL-3,4,6-TRIDEOXY-3-(DIMETHYLAMINO)-D-XYLO-HEXOPYRANOSIDE



[00205] Using the procedure described above for the preparation of (3aS,4R,7S,9R,10R,11S,13R,15R,15aR)-3a,4-diethyl-7-fluoro-11-methoxy-7,9,11,13,15-pentamethyl-2,6,8,14-tetraoxo-1-(4-quinolin-4-ylbutyl)tetradecahydro-2H-oxacyclotetradecino[4,3-d][1,3]oxazol-10-yl-3,4,6-trideoxy-3-(dimethylamino)-D-xylo-hexopyranoside, utilizing 2' benzoylated (3aS,4R,7R,9R,10R,11S,13R,15R,15aR)-3a,4-diethyl-11-methoxy-7,9,11,13,15-pentamethyl-2,6,8,14-tetraoxo-1-(4-quinolin-2-ylbutyl)tetradecahydro-2H-oxacyclotetradecino[4,3-d][1,3]oxazol-10-yl-3,4,6-trideoxy-3-(dimethylamino)-D-xylo-hexopyranoside as starting material, (3aS,4R,7S,9R,10R,11S,13R,15R,15aR)-3a,4-diethyl-7-fluoro-11-methoxy-7,9,11,13,15-pentamethyl-2,6,8,14-tetraoxo-1-(4-quinolin-2-ylbutyl)tetradecahydro-2H-oxacyclotetradecino[4,3-d][1,3]oxazol-10-yl-3,4,6-trideoxy-3-(dimethylamino)-D-xylo-hexopyranoside was attained (52% yield) as a white solid. MH^+ (828.50)

EXAMPLE 20

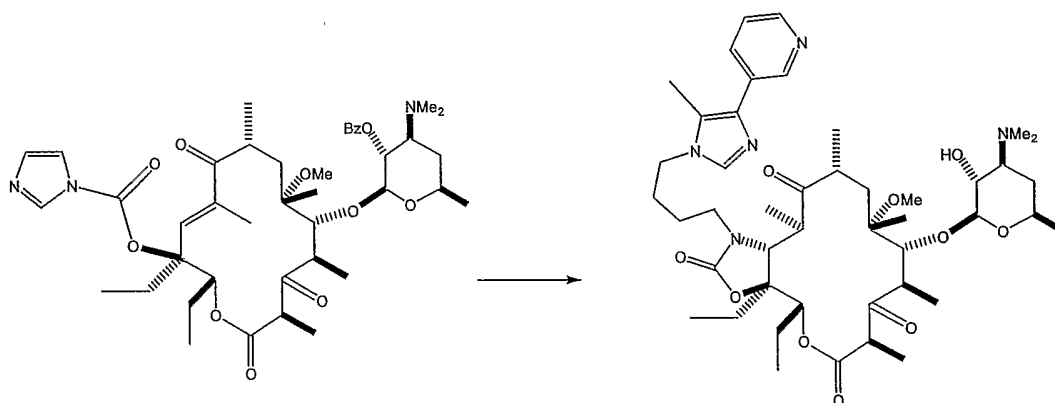
SYNTHESIS OF (3aS,4R,7R,9R,10R,11S,13R,15R,15aR)-3a,4-DIETHYL-11-METHOXY-7,9,11,13,15-PENTAMETHYL-1-[4-(2-METHYL-4-PYRIDIN-3-YL-1H-IMIDAZOL-1-YL)BUTYL]-2,6,8,14-TETRAOXOTETRADECAHYDRO-2H-OXACYCLOTETRADECINO[4,3-D][1,3]OXAZOL-10-YL-3,4,6-TRIDEOXY-3-(DIMETHYLAMINO)-D-XYLO-HEXOPYRANOSIDE



[00206] C₁₂ ethyl, C₉, C₁₀, C₁₁ enone, C₃ oxo, C₁₂ OCOIm macrolide of Example 11 (1 eq) was added to 4-(2-methyl-4-pyridin-3-yl-imidazol-1-yl)-butylamine (4 eq), acetonitrile, and water. The solution was heated at 65°C for 48 hours. Upon cooling, the reaction was diluted with ethyl acetate and washed with NaHCO₃ (sat.), NaCl (sat.), dried over MgSO₄, filtered, and concentrated. To the crude material was added methanol and the solution was heated at 60°C for 24 hours. Upon concentrating, the material was purified by column chromatography (0-5-10% MeOH/CH₂Cl₂ with 0.1% triethylamine) and then RP HPLC. The combined product fractions coming off the HPLC were diluted with ethyl acetate and NaHCO₃ was added. After mixing, the aqueous layer was separated and the organic layer was washed with NaCl (sat.), dried over MgSO₄, filtered, concentrated, dissolved in acetonitrile/water and lyophilized to provide (3aS,4R,7R,9R,10R,11S,13R,15R,15aR)-3a,4-diethyl-11-methoxy-7,9,11,13,15-pentamethyl-1-[4-(2-methyl-4-pyridin-3-yl-1H-imidazol-1-yl)butyl]-2,6,8,14-tetraoxotetradecahydro-2H-oxacyclotetradecino[4,3-d][1,3]oxazol-10-yl-3,4,6-trideoxy-3-(dimethylamino)-D-xylo-hexopyranoside (28% yield) as a white solid product. MH⁺(840.50)

EXAMPLE 21

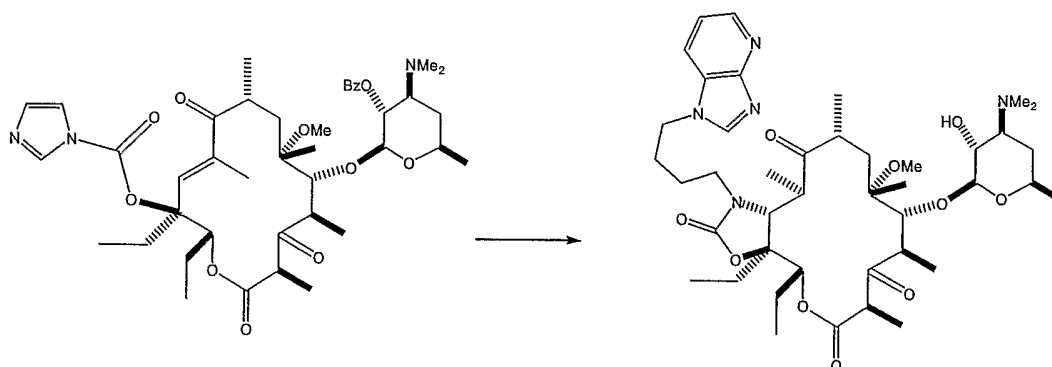
SYNTHESIS OF (3aS,4R,7R,9R,10R,11S,13R,15R,15aR)-3a,4-DIETHYL-11-METHOXY-7,9,11,13,15-PENTAMETHYL-1-[4-(5-METHYL-4-PYRIDIN-3-YL-1H-IMIDAZOL-1-YL)BUTYL]-2,6,8,14-TETRAOXOTETRADECAHYDRO-2H-OXACYCLOTETRADECINO[4,3-D][1,3]OXAZOL-10-YL-3,4,6-TRIDEOXY-3-(DIMETHYLAMINO)-D-XYLO-HEXOPYRANOSIDE



[00207] C₁₂ ethyl, C₉, C₁₀, C₁₁ enone, C₃ oxo, C₁₂ OCOIm macrolide of Example 11 (1 eq) was added to 4-(5-methyl-4-pyridin-3-yl-imidazol-1-yl)-butylamine (4 eq), acetonitrile, and water. The solution was heated at 65°C for 20 hours. Upon cooling, the reaction was diluted with ethyl acetate and washed with NaHCO₃ (sat.), NaCl (sat.), dried over MgSO₄, filtered, and concentrated. To the crude material was added methanol and the solution was heated at 60°C for 24 hours. Upon concentrating, the material was purified by column chromatography (0-5-10% MeOH/CH₂Cl₂ with 0.1% triethylamine) and then RP HPLC. The combined product fractions coming off the HPLC were diluted with ethyl acetate and NaHCO₃ was added. After mixing, the aqueous layer was separated and the organic layer was washed with NaCl (sat.), dried over MgSO₄, filtered, concentrated, dissolved in acetonitrile/water, and lyophilized yielding (3aS,4R,7R,9R,10R,11S,13R,15R,15aR)-3a,4-diethyl-11-methoxy-7,9,11,13,15-pentamethyl-1-[4-(5-methyl-4-pyridin-3-yl-1H-imidazol-1-yl)butyl]-2,6,8,14-tetraoxotetradecahydro-2H-oxacycLOTETRADECINO[4,3-d][1,3]oxazol-10-yl-3,4,6-trideoxy-3-(dimethylamino)-D-xylo-hexopyranoside (37% yield) as a white solid. MH⁺(840.50)

EXAMPLE 22

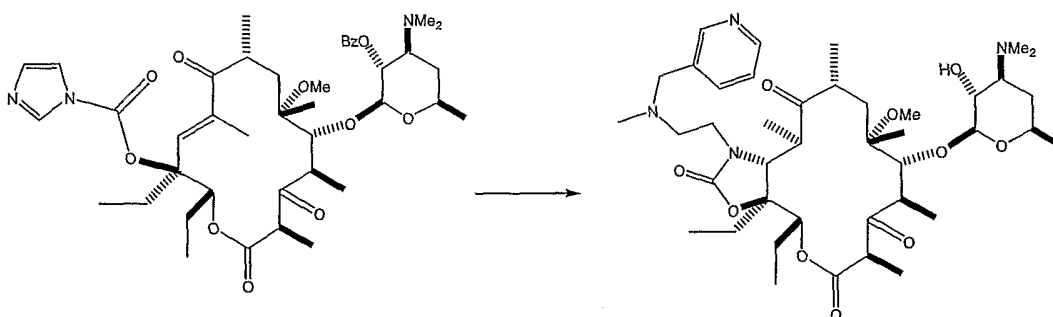
SYNTHESIS OF (3aS,4R,7R,9R,10R,11S,13R,15R,15aR)-3a,4-DIETHYL-1-[4-(1H-IMIDAZO[4,5-B]PYRIDIN-1-YL)BUTYL]-11-METHOXY-7,9,11,13,15-PENTAMETHYL-2,6,8,14-TETRAOXOTETRADECAHYDRO-2H-OXACYCLOTETRADECINO[4,3-D][1,3]OXAZOL-10-YL-3,4,6-TRIDEOXY-3-(DIMETHYLAMINO)-D-XYLO-HEXOPYRANOSIDE



[00208] C₁₂ ethyl, C₉, C₁₀, C₁₁ enone, C₃ oxo, C₁₂ OCOIm macrolide of Example 11 (1 eq) was added to 4-imidazo[4,5-b]pyridin-1-yl-butylamine (6 eq), acetonitrile, and water. The solution was heated at 65°C for 20 hours. Upon cooling the reaction was diluted with ethyl acetate (350 ml) and washed with NaHCO₃ (sat.), NaCl (sat.), dried over MgSO₄, filtered, and concentrated. To the crude material was added methanol and the solution was heated at 60°C for 19 hours. Upon concentrating, the material was purified by RP HPLC. The combined product fractions coming off the HPLC were diluted with ethyl acetate and NaHCO₃ was added. The aqueous layer was separated and the organic layer was washed with NaCl (sat.), dried over MgSO₄, filtered, concentrated, dissolved in acetonitrile/water, and lyophilized providing (3aS,4R,7R,9R,10R,11S,13R,15R,15aR)-3a,4-diethyl-1-[4-(1H-imidazo[4,5-b]pyridin-1-yl)butyl]-11-methoxy-7,9,11,13,15-pentamethyl-2,6,8,14-tetraoxotetradecahydro-2H-oxacycлотetradecino[4,3-d][1,3]oxazol-10-yl-3,4,6-trideoxy-3-(dimethylamino)-D-xylo-hexopyranoside (31% yield) as a white solid. MH⁺(800.00)

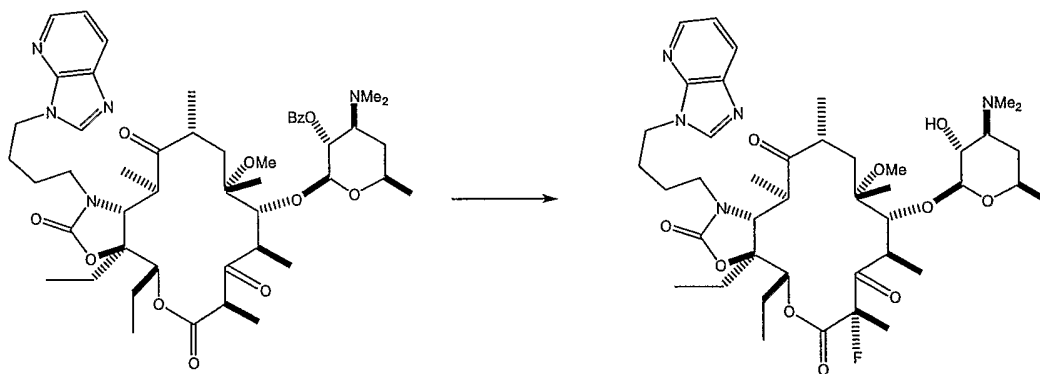
EXAMPLE 23

SYNTHESIS OF (3aS,4R,7R,9R,10R,11S,13R,15R,15aR)-3a,4-DIETHYL-11-METHOXY-7,9,11,13,15-PENTAMETHYL-1-{2-[METHYL(PYRIDIN-3-YLMETHYL)AMINO]ETHYL}-2,6,8,14-TETRAOXOTETRADECAHYDRO-2H-OXACYCLOTETRADECINO[4,3-D][1,3]OXAZOL-10-YL-3,4,6-TRIDEOXY-3-(DIMETHYLAMINO)-D-XYLO-HEXOPYRANOSIDE



[00209] C₁₂ ethyl, C₉, C₁₀, C₁₁ enone, C₃ oxo, C₁₂ OCOIm macrolide of Example 11 (1 eq) was added to N₁-methyl-N₁-pyridin-3-ylmethyl-ethane-1,2-diamine (6 eq); acetonitrile (3 ml) and water (10%). The reaction conditions are the same as described previously for (3aS,4R,7R,9R,10R,11S,13R,15R,15aR)-3a,4-diethyl-1-[4-(1H-imidazo[4,5-b]pyridin-1-yl)butyl]-11-methoxy-7,9,11,13,15-pentamethyl-2,6,8,14-tetraoxotetradecahydro-2H-oxacyclotetradecino[4,3-d][1,3]oxazol-10-yl-3,4,6-trideoxy-3-(dimethylamino)-D-xylo-hexopyranoside. (3aS,4R,7R,9R,10R,11S,13R,15R,15aR)-3a,4-diethyl-11-methoxy-7,9,11,13,15-pentamethyl-1-{2-[methyl(pyridin-3-ylmethyl)amino]ethyl}-2,6,8,14-tetraoxotetradecahydro-2H-oxacyclotetradecino[4,3-d][1,3]oxazol-10-yl-3,4,6-trideoxy-3-(dimethylamino)-D-xylo-hexopyranoside was attained (47% yield) as a white solid. MH⁺(775.50)

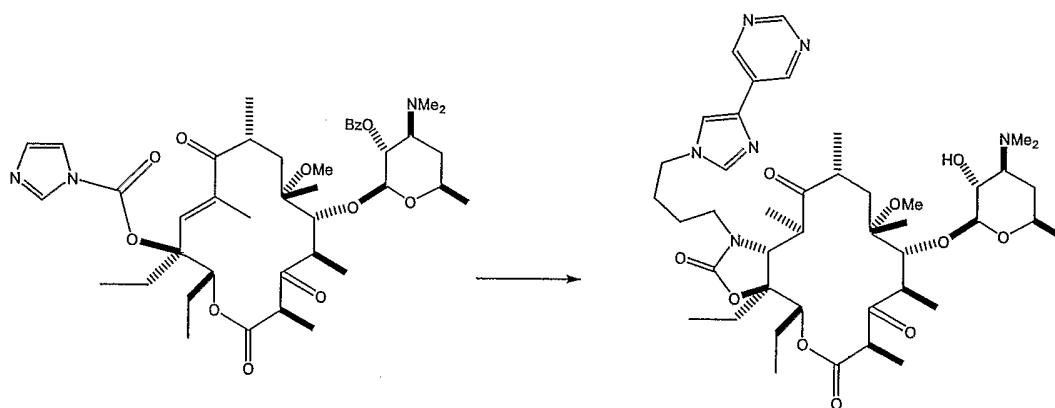
EXAMPLE 24



[00210] Using the procedure described above for the preparation of (3a*S*,4*R*,7*S*,9*R*,10*R*,11*S*,13*R*,15*R*,15a*R*)-3a,4-diethyl-7-fluoro-11-methoxy-7,9,11,13,15-pentamethyl-2,6,8,14-tetraoxo-1-(4-quinolin-4-ylbutyl)tetradecahydro-2*H*-oxacyclotetradecino[4,3-*d*][1,3]oxazol-10-yl-3,4,6-trideoxy-3-(dimethylamino)-*D*-xylo-hexopyranoside, utilizing 2' benzoylated (3a*S*,4*R*,7*R*,9*R*,10*R*,11*S*,13*R*,15*R*,15a*R*)-3a,4-diethyl-1-[4-(3*H*-imidazo[4,5-*b*]pyridin-3-yl)butyl]-11-methoxy-7,9,11,13,15-pentamethyl-2,6,8,14-tetraoxotetradecahydro-2*H*-oxacyclotetradecino[4,3-*d*][1,3]oxazol-10-yl 3,4,6-trideoxy-3-(dimethylamino)-*D*-xylo-hexopyranoside as starting material, (3a*S*,4*R*,7*S*,9*R*,10*R*,11*S*,13*R*,15*R*,15a*R*)-3a,4-diethyl-7-fluoro-1-[4-(3*H*-imidazo[4,5-*b*]pyridin-3-yl)butyl]-11-methoxy-7,9,11,13,15-pentamethyl-2,6,8,14-tetraoxotetradecahydro-2*H*-oxacyclotetradecino[4,3-*d*][1,3]oxazol-10-yl-3,4,6-trideoxy-3-(dimethylamino)-*D*-xylo-hexopyranoside was obtained (49% yield) as a white solid. MH^+ (818.50)

EXAMPLE 25

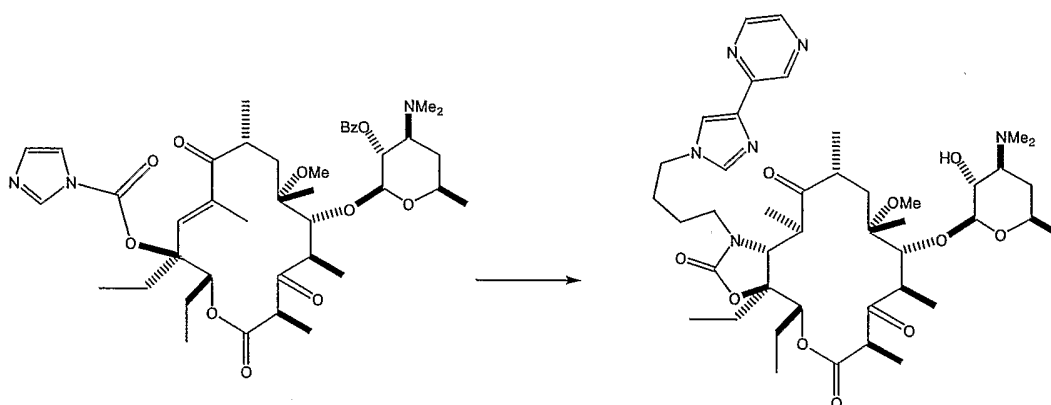
SYNTHESIS OF (3aS,4R,7R,9R,10R,11S,13R,15R,15aR)-3a,4-DIETHYL-11-METHOXY-7,9,11,13,15-PENTAMETHYL-2,6,8,14-TETRAOXO-1-[4-(4-PYRIMIDIN-5-YL-1H-IMIDAZOL-1-YL)BUTYL]TETRADECAHYDRO-2H-OXACYCLOTETRADECINO[4,3-D][1,3]OXAZOL-10-YL-3,4,6-TRIDEOXY-3-(DIMETHYLAMINO)-D-XYLO-HEXOPYRANOSIDE



[00211] C₁₂ ethyl, C₉, C₁₀, C₁₁ enone, C₃ oxo, C₁₂ OCOIm macrolide of Example 11 (1 eq) was added to 4-(4-pyrimidin-5-yl-imidazol-1-yl)-butylamine (4 eq), acetonitrile, and water (10%). The reaction conditions are the same as described previously for (3aS,4R,7R,9R,10R,11S,13R,15R,15aR)-3a,4-diethyl-1-[4-(1H-imidazo[4,5-b]pyridin-1-yl)butyl]-11-methoxy-7,9,11,13,15-pentamethyl-2,6,8,14-tetraoxotetradecahydro-2H-oxacycLOTETRADECINO[4,3-d][1,3]oxazol-10-yl-3,4,6-trideoxy-3-(dimethylamino)-D-xylo-hexopyranoside. (3aS,4R,7R,9R,10R,11S,13R,15R,15aR)-3a,4-diethyl-11-methoxy-7,9,11,13,15-pentamethyl-2,6,8,14-tetraoxo-1-[4-(4-pyrimidin-5-yl-1H-imidazol-1-yl)butyl]tetradecahydro-2H-oxacycLOTETRADECINO[4,3-d][1,3]oxazol-10-yl-3,4,6-trideoxy-3-(dimethylamino)-D-xylo-hexopyranoside was attained (27% yield) as a white solid. MH⁺(827.50)

EXAMPLE 26

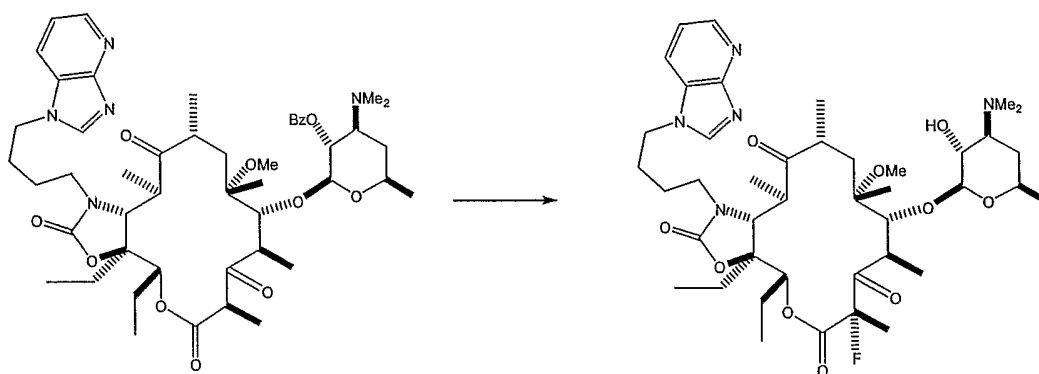
SYNTHESIS OF (3aS,4R,7R,9R,10R,11S,13R,15R,15aR)-3a,4-DIETHYL-11-METHOXY-7,9,11,13,15-PENTAMETHYL-2,6,8,14-TETRAOXO-1-[4-(4-PYRAZIN-2-YL-1H-IMIDAZOL-1-YL)BUTYL]TETRADECAHYDRO-2H-OXACYCLOTETRADECINO[4,3-D][1,3]OXAZOL-10-YL-3,4,6-TRIDEOXY-3-(DIMETHYLAMINO)-D-XYLO-HEXOPYRANOSIDE



[00212] C_{12} ethyl, C_9 , C_{10} , C_{11} enone, C_3 oxo, C_{12} OCOIm macrolide of Example 11 (1 eq) was added to 4-(4-pyrazin-2-yl-imidazol-1-yl)-butylamine (6 eq), acetonitrile and water (10%). The reaction conditions are the same as described previously for (3aS,4R,7R,9R,10R,11S,13R,15R,15aR)-3a,4-diethyl-1-[4-(1H-imidazo[4,5-b]pyridin-1-yl)butyl]-11-methoxy-7,9,11,13,15-pentamethyl-2,6,8,14-tetraoxotetradecahydro-2H-oxacyclotetradecino[4,3-d][1,3]oxazol-10-yl-3,4,6-trideoxy-3-(dimethylamino)-D-xylo-hexopyranoside. The product (3aS,4R,7R,9R,10R,11S,13R,15R,15aR)-3a,4-diethyl-11-methoxy-7,9,11,13,15-pentamethyl-2,6,8,14-tetraoxo-1-[4-(4-pyrazin-2-yl-1H-imidazol-1-yl)butyl]tetradecahydro-2H-oxacyclotetradecino[4,3-d][1,3]oxazol-10-yl-3,4,6-trideoxy-3-(dimethylamino)-D-xylo-hexopyranoside was attained (29% yield) as a white solid. MH^+ (827.50)

EXAMPLE 27

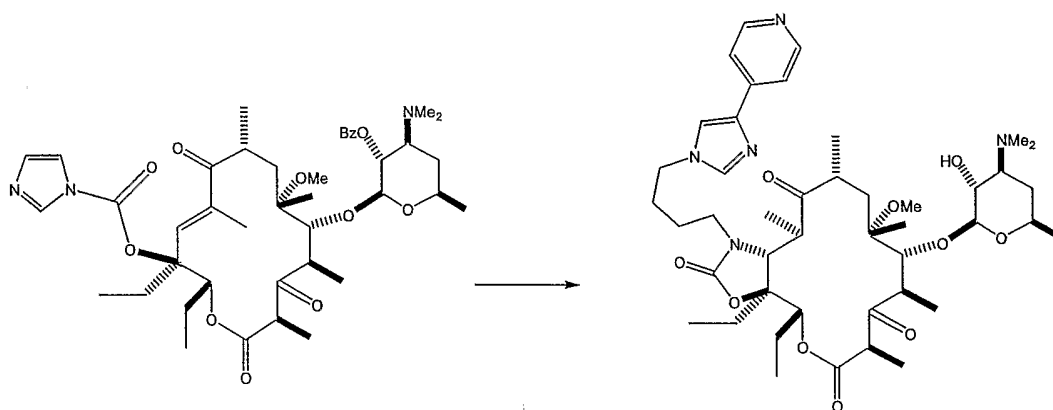
SYNTHESIS OF (3aS,4R,7S,9R,10R,11S,13R,15R,15aR)-3a,4-DIETHYL-7-FLUORO-1-[4-(1H-IMIDAZO[4,5-B]PYRIDIN-1-YL)BUTYL]-11-METHOXY-7,9,11,13,15-PENTAMETHYL-2,6,8,14-TETRAOXOTETRADECAHYDRO-2H-OXACYCLOTETRADECINO[4,3-D][1,3]OXAZOL-10-YL-3,4,6-TRIDEOXY-3-(DIMETHYLAMINO)-D-XYLO-HEXOPYRANOSIDE



[00213] Using the procedure previously described for the preparation of (3aS,4R,7S,9R,10R,11S,13R,15R,15aR)-3a,4-diethyl-7-fluoro-11-methoxy-7,9,11,13,15-pentamethyl-2,6,8,14-tetraoxo-1-(4-quinolin-4-ylbutyl)tetradecahydro-2H-oxacyclopentadecino[4,3-d][1,3]oxazol-10-yl-3,4,6-trideoxy-3-(dimethylamino)-D-xylo-hexopyranoside, utilizing 2' benzoylated (3aS,4R,7R,9R,10R,11S,13R,15R,15aR)-3a,4-diethyl-1-[4-(1H-imidazo[4,5-b]pyridin-1-yl)butyl]-11-methoxy-7,9,11,13,15-pentamethyl-2,6,8,14-tetraoxotetradecahydro-2H-oxacyclopentadecino[4,3-d][1,3]oxazol-10-yl-3,4,6-trideoxy-3-(dimethylamino)-D-xylo-hexopyranoside as starting material, the product (3aS,4R,7S,9R,10R,11S,13R,15R,15aR)-3a,4-diethyl-7-fluoro-1-[4-(1H-imidazo[4,5-b]pyridin-1-yl)butyl]-11-methoxy-7,9,11,13,15-pentamethyl-2,6,8,14-tetraoxotetradecahydro-2H-oxacyclopentadecino[4,3-d][1,3]oxazol-10-yl-3,4,6-trideoxy-3-(dimethylamino)-D-xylo-hexopyranoside was attained (31% yield) as a white solid. MH^+ (818.50)

EXAMPLE 28

SYNTHESIS OF (3aS,4R,7R,9R,10R,11S,13R,15R,15aR)-3a,4-DIETHYL-11-METHOXY-7,9,11,13,15-PENTAMETHYL-2,6,8,14-TETRAOXO-1-[4-(4-PYRIDIN-4-YL-1H-IMIDAZOL-1-YL)BUTYL]TETRADECAHYDRO-2H-OXACYCLOTETRADECINO[4,3-D][1,3]OXAZOL-10-YL-3,4,6-TRIDEOXY-3-(DIMETHYLAMINO)-D-XYLO-HEXOPYRANOSIDE

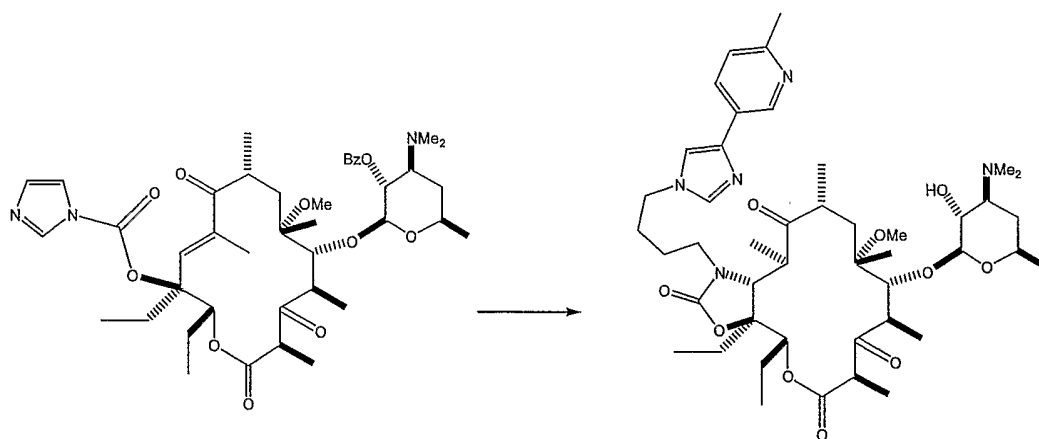


[00214] 12 ethyl, C₉, C₁₀, C₁₁ enone, C₃ oxo, C₁₂ OCOIm macrolide of Example 11 (1 eq) was added to 4-(4-pyridin-4-yl-imidazol-1-yl)-butylamine (5 eq); acetonitrile and water (10%). The reaction conditions are the same as described previously for (3aS,4R,7R,9R,10R,11S,13R,15R,15aR)-3a,4-diethyl-1-[4-(1H-imidazo[4,5-b]pyridin-1-yl)butyl]-11-methoxy-7,9,11,13,15-pentamethyl-2,6,8,14-tetraoxotetradecahydro-2H-oxacycLOTETRADECINO[4,3-d][1,3]oxazol-10-yl-3,4,6-trideoxy-3-(dimethylamino)-D-xylo-hexopyranoside. The product (3aS,4R,7R,9R,10R,11S,13R,15R,15aR)-3a,4-diethyl-11-methoxy-7,9,11,13,15-pentamethyl-2,6,8,14-tetraoxo-1-[4-(4-pyridin-4-yl-1H-imidazol-1-yl)butyl]tetradecahydro-2H-oxacycLOTETRADECINO[4,3-d][1,3]oxazol-10-yl-3,4,6-trideoxy-3-(dimethylamino)-D-xylo-hexopyranoside was attained (31% yield) as a white solid. MH⁺(826.50)

EXAMPLE 29

SYNTHESIS OF (3aS,4R,7R,9R,10R,11S,13R,15R,15aR)-3a,4-DIETHYL-11-METHOXY-7,9,11,13,15-PENTAMETHYL-1-[4-[4-(6-METHYLPYRIDIN-3-YL)-1H-IMIDAZOL-1-YL]BUTYL]-2,6,8,14-TETRAOXOTETRADECAHYDRO-2H-

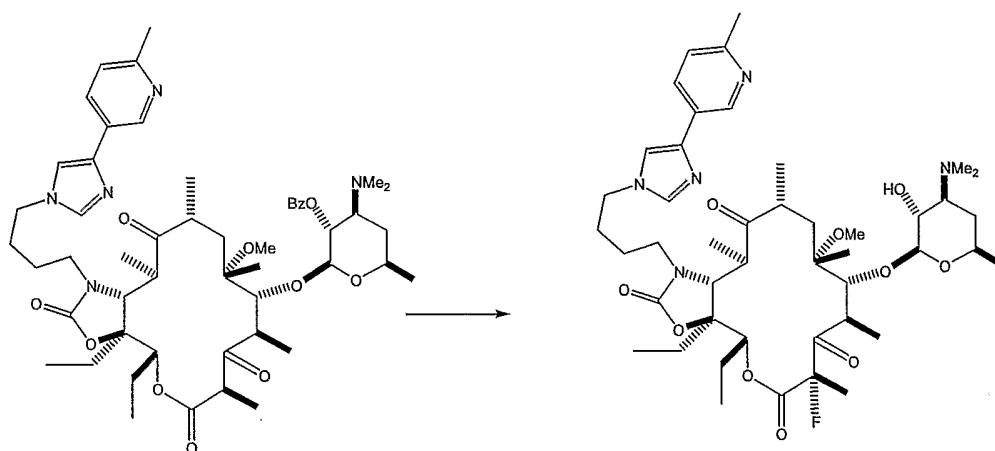
OXACYCLOTETRADECINO[4,3-D][1,3]OXAZOL-10-YL-3,4,6-TRIDEOXY-3-(DIMETHYLAMINO)-D-XYLO-HEXOPYRANOSIDE



[00215] C₁₂ ethyl, C₉, C₁₀, C₁₁ enone, C₃ oxo, C₁₂ OCOIm macrolide of Example 11 (1 eq) was added to 4-[4-(6-methyl-pyridin-3-yl)-imidazol-1-yl]-butylamine (3 eq), acetonitrile, and water (10%). The reaction conditions are the same as described previously for (3aS,4R,7R,9R,10R,11S,13R,15R,15aR)-3a,4-diethyl-1-[4-(1H-imidazo[4,5-b]pyridin-1-yl)butyl]-11-methoxy-7,9,11,13,15-pentamethyl-2,6,8,14-tetraoxotetradecahydro-2H-oxacyclotetradecino[4,3-d][1,3]oxazol-10-yl-3,4,6-trideoxy-3-(dimethylamino)-D-xylo-hexopyranoside. The product (3aS,4R,7R,9R,10R,11S,13R,15R,15aR)-3a,4-diethyl-11-methoxy-7,9,11,13,15-pentamethyl-1-[4-[4-(6-methylpyridin-3-yl)-1H-imidazol-1-yl]butyl]-2,6,8,14-tetraoxotetradecahydro-2H-oxacyclotetradecino[4,3-d][1,3]oxazol-10-yl-3,4,6-trideoxy-3-(dimethylamino)-D-xylo-hexopyranoside was attained (44% yield) as a white solid. MH⁺(840.50)

EXAMPLE 30

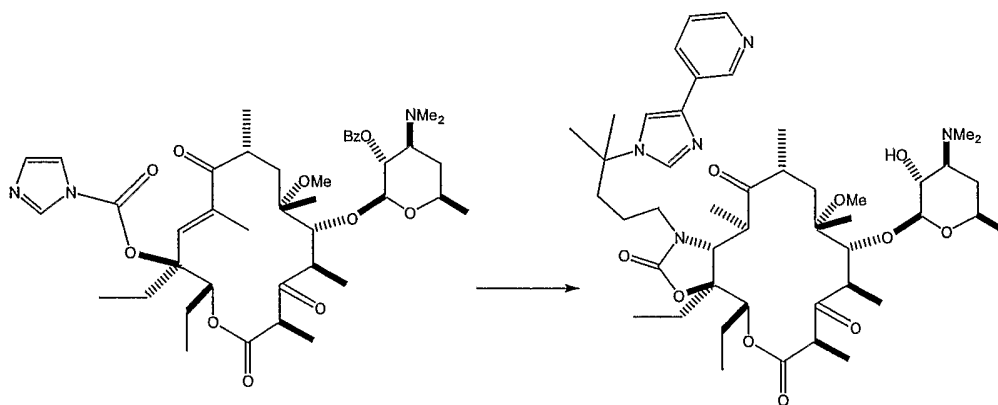
SYNTHESIS OF (3aS,4R,7S,9R,10R,11S,13R,15R,15aR)-3a,4-DIETHYL-7-FLUORO-11-METHOXY-7,9,11,13,15-PENTAMETHYL-1-{4-[4-(6-METHYLPYRIDIN-3-YL)-1H-IMIDAZOL-1-YL]BUTYL}-2,6,8,14-TETRAOXOTETRADECAHYDRO-2H-OXACYCLOTETRADECINO[4,3-D]-[1,3]OXAZOL-10-YL-3,4,6-TRIDEOXY-3-(DIMETHYLAMINO)-D-XYLO-HEXOPYRANOSIDE



[00216] Using the procedure previously described for the preparation of (3aS,4R,7S,9R,10R,11S,13R,15R,15aR)-3a,4-diethyl-7-fluoro-11-methoxy-7,9,11,13,15-pentamethyl-2,6,8,14-tetraoxo-1-(4-quinolin-4-ylbutyl)tetradecahydro-2H-oxacyclotetradecino[4,3-d][1,3]oxazol-10-yl-3,4,6-trideoxy-3-(dimethylamino)-D-xylo-hexopyranoside, utilizing 2' benzoylated (3aS,4R,7R,9R,10R,11S,13R,15R,15aR)-3a,4-diethyl-11-methoxy-7,9,11,13,15-pentamethyl-1-{4-[4-(6-methylpyridin-3-yl)-1H-imidazol-1-yl]butyl}-2,6,8,14-tetraoxotetradecahydro-2H-oxacyclotetradecino[4,3-d][1,3]oxazol-10-yl-3,4,6-trideoxy-3-(dimethylamino)-D-xylo-hexopyranoside as starting material, the product (3aS,4R,7S,9R,10R,11S,13R,15R,15aR)-3a,4-diethyl-7-fluoro-11-methoxy-7,9,11,13,15-pentamethyl-1-{4-[4-(6-methylpyridin-3-yl)-1H-imidazol-1-yl]butyl}-2,6,8,14-tetraoxotetradecahydro-2H-oxacyclotetradecino[4,3-d][1,3]oxazol-10-yl-3,4,6-trideoxy-3-(dimethylamino)-D-xylo-hexopyranoside was attained (61% yield) as a white solid. MH^+ (858.50)

EXAMPLE 31

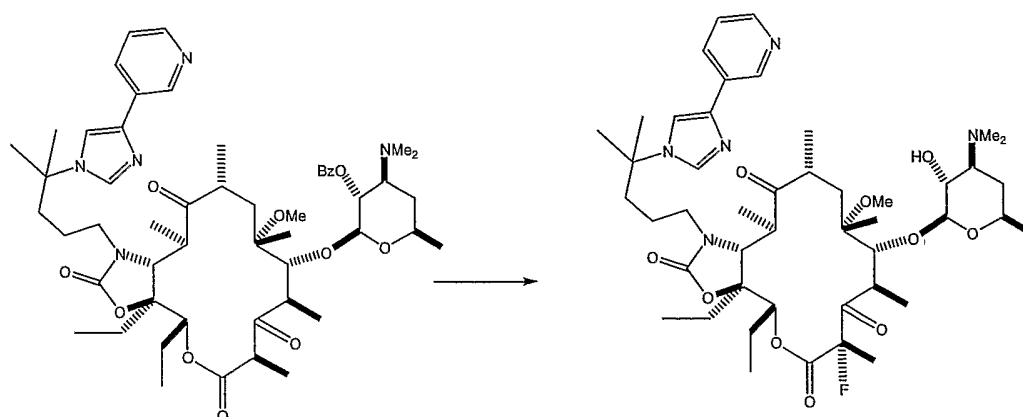
SYNTHESIS OF (3aS,4R,7R,9R,10R,11S,13R,15R,15aR)-3a,4-DIETHYL-11-METHOXY-7,9,11,13,15-PENTAMETHYL-1-[4-METHYL-4-(4-PYRIDIN-3-YL-1H-IMIDAZOL-1-YL)PENTYL]-2,6,8,14-TETRAOXOTETRADECAHYDRO-2H-OXACYCLOTETRADECINO[4,3-D][1,3]OXAZOL-10-YL-3,4,6-TRIDEOXY-3-(DIMETHYLAMINO)-D-XYLO-HEXOPYRANOSIDE



[00217] C₁₂ ethyl, C₉, C₁₀, C₁₁ enone, C₃ oxo, C₁₂ OCOIm macrolide of Example 11 (1 eq) was added to 4-methyl-4-(4-pyridin-3-yl-imidazol-1-yl)-pentylamine (3 eq); acetonitrile and water. The reaction conditions are the same as described previously for (3aS,4R,7R,9R,10R,11S,13R,15R,15aR)-3a,4-diethyl-1-[4-(1H-imidazo[4,5-b]pyridin-1-yl)butyl]-11-methoxy-7,9,11,13,15-pentamethyl-2,6,8,14-tetraoxotetradecahydro-2H-oxacyclotetradecino[4,3-d][1,3]oxazol-10-yl-3,4,6-trideoxy-3-(dimethylamino)-D-xylo-hexopyranoside. The product (3aS,4R,7R,9R,10R,11S,13R,15R,15aR)-3a,4-diethyl-11-methoxy-7,9,11,13,15-pentamethyl-1-[4-methyl-4-(4-pyridin-3-yl-1H-imidazol-1-yl)pentyl]-2,6,8,14-tetraoxotetradecahydro-2H-oxacyclotetradecino[4,3-d][1,3]oxazol-10-yl-3,4,6-trideoxy-3-(dimethylamino)-D-xylo-hexopyranoside was attained (40% yield) as a white solid. MH⁺(958.50)

EXAMPLE 32

SYNTHESIS OF (3aS,4R,7S,9R,10R,11S,13R,15R,15aR)-3a,4-DIETHYL-7-FLUORO-11-METHOXY-7,9,11,13,15-PENTAMETHYL-1-[4-METHYL-4-(4-PYRIDIN-3-YL-1H-IMIDAZOL-1-YL)PENTYL]-2,6,8,14-TETRAOXOTETRADECAHYDRO-2H-OXACYCLOTETRADECINO[4,3-D][1,3]OXAZOL-10-YL-3,4,6-TRIDEOXY-3-(DIMETHYLAMINO)-D-XYLO-HEXOPYRANOSIDE

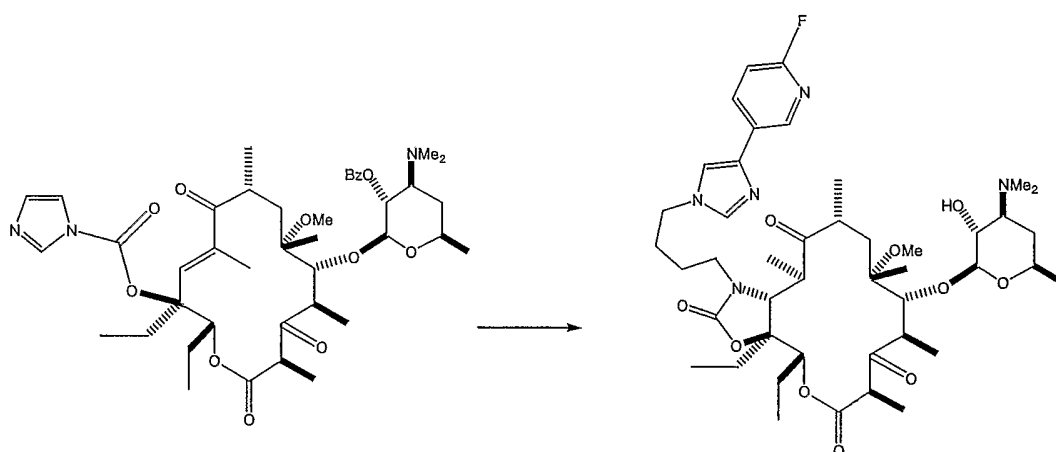


[00218] Using the procedure previously described for the preparation of (3aS,4R,7S,9R,10R,11S,13R,15R,15aR)-3a,4-diethyl-7-fluoro-11-methoxy-7,9,11,13,15-pentamethyl-2,6,8,14-tetraoxo-1-(4-quinolin-4-ylbutyl)tetradecahydro-2H-oxacyclopentadecino[4,3-d][1,3]oxazol-10-yl-3,4,6-trideoxy-3-(dimethylamino)-D-xylo-hexopyranoside, utilizing 2' benzoylethyl (3aS,4R,7R,9R,10R,11S,13R,15R,15aR)-3a,4-diethyl-11-methoxy-7,9,11,13,15-pentamethyl-1-[4-methyl-4-(4-pyridin-3-yl-1H-imidazol-1-yl)pentyl]-2,6,8,14-tetraoxotetradecahydro-2H-oxacyclopentadecino[4,3-d][1,3]oxazol-10-yl 3,4,6-trideoxy-3-(dimethylamino)-D-xylo-hexopyranoside as starting material, the product (3aS,4R,7S,9R,10R,11S,13R,15R,15aR)-3a,4-diethyl-7-fluoro-11-methoxy-7,9,11,13,15-pentamethyl-1-[4-methyl-4-(4-pyridin-3-yl-1H-imidazol-1-yl)pentyl]-2,6,8,14-tetraoxotetradecahydro-2H-oxacyclopentadecino[4,3-d][1,3]oxazol-10-yl-3,4,6-trideoxy-3-(dimethylamino)-D-xylo-hexopyranoside was attained (42% yield) as a white solid. MH^+ (872.50)

EXAMPLE 33

SYNTHESIS OF (3aS,4R,7R,9R,10R,11S,13R,15R,15aR)-3a,4-DIETHYL-1-{4-[4-(6-FLUOROPYRIDIN-3-YL)-1H-IMIDAZOL-1-YL]BUTYL}-11-METHOXY-7,9,11,13,15-PENTAMETHYL-2,6,8,14-TETRAOXOTETRADECAHYDRO-2H-

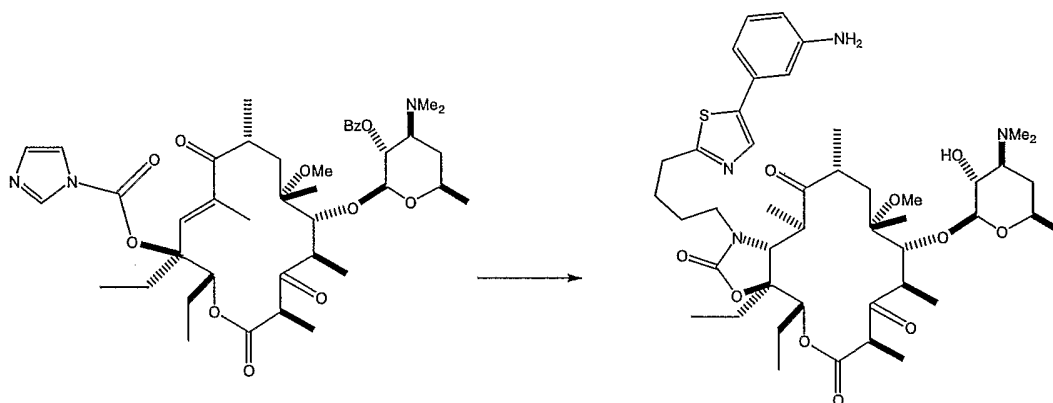
OXACYCLOTETRADECINO[4,3-D][1,3]OXAZOL-10-YL-3,4,6-TRIDEOXY-3-(DIMETHYLAMINO)-D-XYLO-HEXOPYRANOSIDE



[00219] C₁₂ ethyl, C₉, C₁₀, C₁₁ enone, C₃ oxo, C₁₂ OCOIm macrolide of Example 11 (1 eq) was added to 4-[4-(6-fluoro-pyridin-3-yl)-imidazol-1-yl]-butylamine (4 eq), acetonitrile and water (10%). The reaction conditions are the same as described previously for (3aS,4R,7R,9R,10R,11S,13R,15R,15aR)-3a,4-diethyl-1-[4-(1H-imidazo[4,5-b]pyridin-1-yl)butyl]-11-methoxy-7,9,11,13,15-pentamethyl-2,6,8,14-tetraoxotetradecahydro-2H-oxacyclotetradecino[4,3-d][1,3]oxazol-10-yl 3,4,6-trideoxy-3-(dimethylamino)-D-xylo-hexopyranoside. The product (3aS,4R,7R,9R,10R,11S,13R,15R,15aR)-3a,4-diethyl-1-{4-[4-(6-fluoropyridin-3-yl)-1H-imidazol-1-yl]butyl}-11-methoxy-7,9,11,13,15-pentamethyl-2,6,8,14-tetraoxotetradecahydro-2H-oxacyclotetradecino[4,3-d][1,3]oxazol-10-yl-3,4,6-trideoxy-3-(dimethylamino)-D-xylo-hexopyranoside was attained (79% yield) as a white solid. MH⁺(844.50)

EXAMPLE 34

SYNTHESIS OF (3aS,4R,7R,9R,10R,11S,13R,15R,15aR)-1-{4-[5-(3-AMINOPHENYL)-1,3-THIAZOL-2-YL]BUTYL}-3a,4-DIETHYL-11-METHOXY-7,9,11,13,15-PENTAMETHYL-2,6,8,14-TETRAOXOTETRADECAHYDRO-2H-OXACYCLOTETRADECINO[4,3-D][1,3]OXAZOL-10-YL 3,4,6-TRIDEOXY-3-(DIMETHYLAMINO)-D-XYLO-HEXOPYRANOSIDE

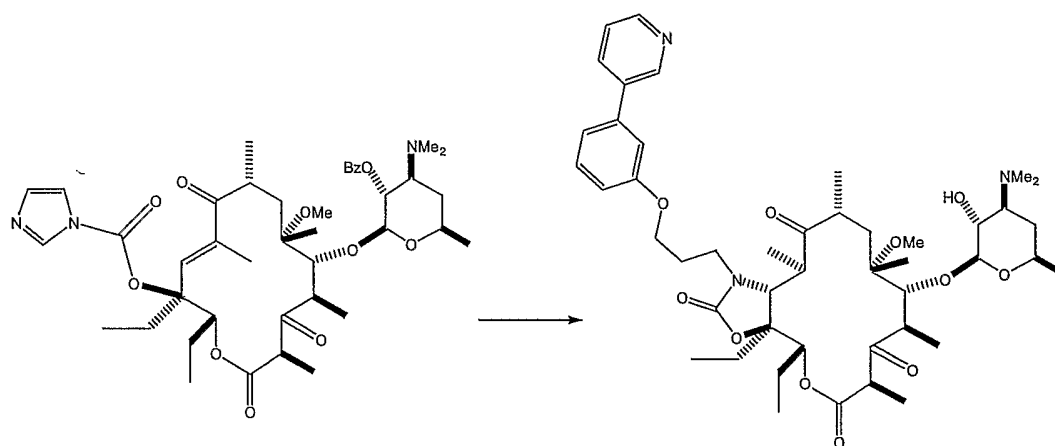


[00220] C₁₂ ethyl, C₉, C₁₀, C₁₁ enone, C₃ oxo, C₁₂ OCOIm macrolide of Example 11 (1 eq) was added to 3-[2-(4-amino-butyl)-thiazol-5-yl]-phenylamine (4 eq), acetonitrile, and water (10%). The reaction conditions are the same as described previously for (3aS,4R,7R,9R,10R,11S,13R,15R,15aR)-3a,4-diethyl-1-[4-(1H-imidazo[4,5-b]pyridin-1-yl)butyl]-11-methoxy-7,9,11,13,15-pentamethyl-2,6,8,14-tetraoxotetradecahydro-2H-oxacycLOTETRADECINO[4,3-d][1,3]oxazol-10-yl-3,4,6-trideoxy-3-(dimethylamino)-D-xylo-hexopyranoside. The product (3aS,4R,7R,9R,10R,11S,13R,15R,15aR)-1-{4-[5-(3-aminophenyl)-1,3-thiazol-2-yl]butyl}-3a,4-diethyl-11-methoxy-7,9,11,13,15-pentamethyl-2,6,8,14-tetraoxotetradecahydro-2H-oxacycLOTETRADECINO[4,3-d][1,3]oxazol-10-yl-3,4,6-trideoxy-3-(dimethylamino)-D-xylo-hexopyranoside was attained (12% yield) as a white solid. MH⁺ (857.50)

EXAMPLE 35

SYNTHESIS OF (3aS,4R,7R,9R,10R,11S,13R,15R,15aR)-3a,4-DIETHYL-11-METHOXY-7,9,11,13,15-PENTAMETHYL-2,6,8,14-TETRAOXO-1-[3-(3-PYRIDIN-3-YLPHENOXY)PROPYL]TETRADECAHYDRO-2H-

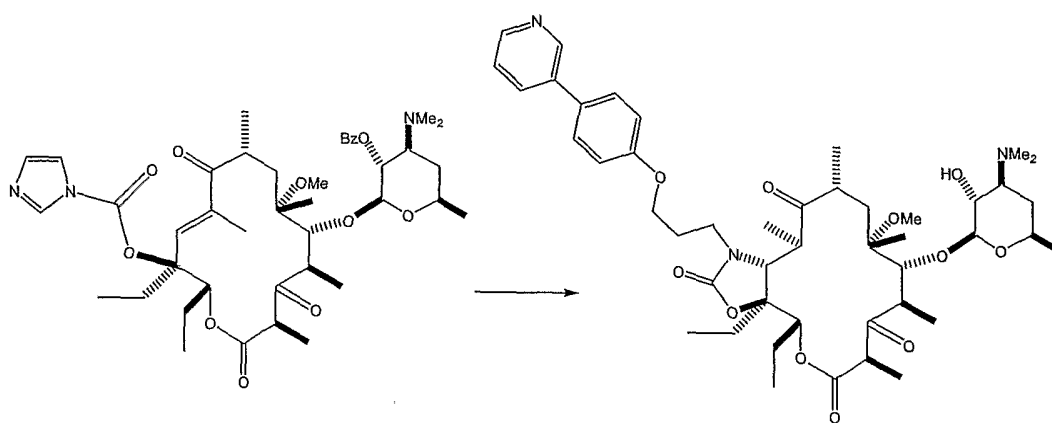
OXACYCLOTETRADECINO[4,3-D][1,3]OXAZOL-10-YL-3,4,6-TRIDEOXY-3-(DIMETHYLAMINO)-D-XYLO-HEXOPYRANOSIDE



[00221] C₁₂ ethyl, C₉, C₁₀, C₁₁ enone, C₃ oxo, C₁₂ OCOIm macrolide of Example 11 (1 eq) was added to 3-(3-pyridin-3-yl-phenoxy)-propylamine (3 eq), acetonitrile, and water. The reaction conditions are the same as described previously for (3aS,4R,7R,9R,10R,11S,13R,15R,15aR)-3a,4-diethyl-1-[4-(1H-imidazo[4,5-b]-pyridin-1-yl)butyl]-11-methoxy-7,9,11,13,15-pentamethyl-2,6,8,14-tetraoxotetradecahydro-2H-oxacyclotetradecino[4,3-d][1,3]oxazol-10-yl-3,4,6-trideoxy-3-(dimethylamino)-D-xylo-hexopyranoside. The product (3aS,4R,7R,9R,10R,11S,13R,15R,15aR)-3a,4-diethyl-11-methoxy-7,9,11,13,15-pentamethyl-2,6,8,14-tetraoxo-1-[3-(3-pyridin-3-ylphenoxy)propyl]tetradecahydro-2H-oxacyclotetradecino[4,3-d][1,3]oxazol-10-yl-3,4,6-trideoxy-3-(dimethylamino)-D-xylo-hexopyranoside was attained (30% yield) as a white solid. MH⁺(838.50)

EXAMPLE 36

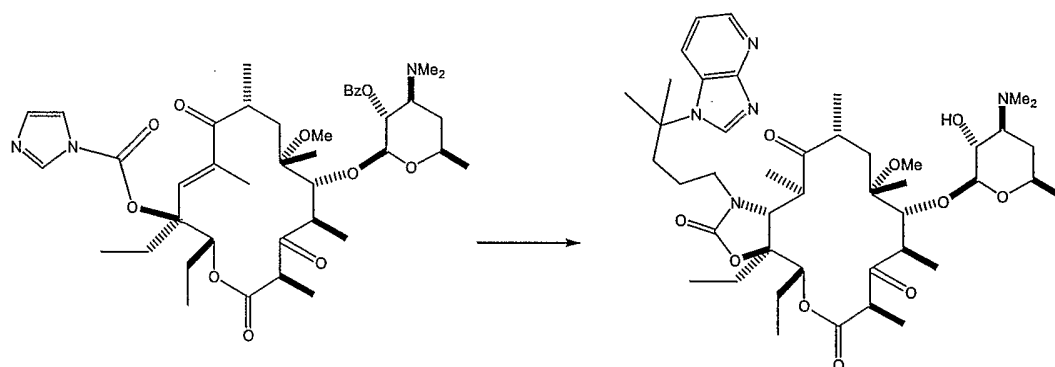
SYNTHESIS OF (3aS,4R,7R,9R,10R,11S,13R,15R,15aR)-3a,4-DIETHYL-11-METHOXY-7,9,11,13,15-PENTAMETHYL-2,6,8,14-TETRAOXO-1-[3-(4-PYRIDIN-3-YLPHENOXY)PROPYL]TETRADECAHYDRO-2H-OXACYCLOTETRADECINO[4,3-D][1,3]OXAZOL-10-YL-3,4,6-TRIDEOXY-3-(DIMETHYLAMINO)-D-XYLO-HEXOPYRANOSIDE



[00222] C₁₂ ethyl, C₉, C₁₀, C₁₁ enone, C₃ oxo, C₁₂ OCOIm macrolide of Example 11 (1 eq) was added to 3-(4-pyridin-3-ylphenoxy)-propylamine (3 eq), acetonitrile, and water (10%). The reaction conditions are the same as described previously for (3aS,4R,7R,9R,10R,11S,13R,15R,15aR)-3a,4-diethyl-1-[4-(1H-imidazo[4,5-b]pyridin-1-yl)butyl]-11-methoxy-7,9,11,13,15-pentamethyl-2,6,8,14-tetraoxotetradecahydro-2H-oxacycLOTETRADECINO[4,3-d][1,3]oxazol-10-yl-3,4,6-trideoxy-3-(dimethylamino)-D-xylo-hexopyranoside. The product (3aS,4R,7R,9R,10R,11S,13R,15R,15aR)-3a,4-diethyl-11-methoxy-7,9,11,13,15-pentamethyl-2,6,8,14-tetraoxo-1-[3-(4-pyridin-3-ylphenoxy)propyl]tetradecahydro-2H-oxacycLOTETRADECINO[4,3-d][1,3]oxazol-10-yl-3,4,6-trideoxy-3-(dimethylamino)-D-xylo-hexopyranoside was attained (31% yield) as a white solid. MH⁺(838.50)

EXAMPLE 37

SYNTHESIS OF (3aS,4R,7R,9R,10R,11S,13R,15R,15aR)-3a,4-DIETHYL-1-[4-(1H-IMIDAZO[4,5-B]PYRIDIN-1-YL)-4-METHYLPENTYL]-11-METHOXY-7,9,11,13,15-PENTAMETHYL-2,6,8,14-TETRAOXOTETRADECAHYDRO-2H-OXACYCLOTETRADECINO[4,3-D][1,3]OXAZOL-10-YL-3,4,6-TRIDEOXY-3-(DIMETHYLAMINO)-D-XYLO-HEXOPYRANOSIDE

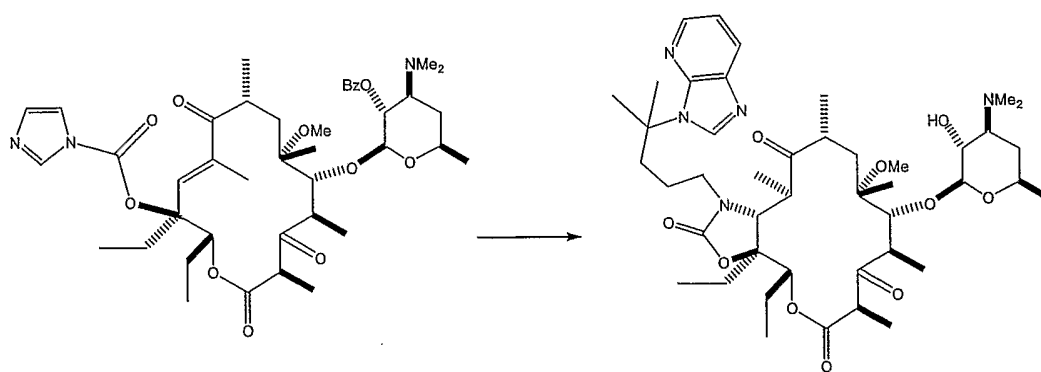


[00223] C₁₂ ethyl, C₉, C₁₀, C₁₁ enone, C₃ oxo, C₁₂ OCOIm macrolide of Example 11 (1 eq) was added to 4-imidazo[4,5-b]pyridin-1-yl-4-methylpentylamine(4 eq), acetonitrile, and water (10%). The reaction conditions are the same as described previously for (3aS,4R,7R,9R,10R,11S,13R,15R,15aR)-3a,4-diethyl-1-[4-(1H-imidazo[4,5-b]pyridin-1-yl)butyl]-11-methoxy-7,9,11,13,15-pentamethyl-2,6,8,14-tetraoxotetradecahydro-2H-oxacycLOTETRADECINO[4,3-d][1,3]oxazol-10-yl-3,4,6-trideoxy-3-(dimethylamino)-D-xylo-hexopyranoside. The product (3aS,4R,7R,9R,10R,11S,13R,15R,15aR)-3a,4-diethyl-1-[4-(1H-imidazo[4,5-b]pyridin-1-yl)-4-methylpentyl]-11-methoxy-7,9,11,13,15-pentamethyl-2,6,8,14-tetraoxotetradecahydro-2H-oxacycLOTETRADECINO[4,3-d][1,3]oxazol-10-yl-3,4,6-trideoxy-3-(dimethylamino)-D-xylo-hexopyranoside was attained (22% yield) as a white solid. MH⁺(828.50)

EXAMPLE 38

SYNTHESIS OF (3aS,4R,7R,9R,10R,11S,13R,15R,15aR)-3a,4-DIETHYL-1-[4-(3H-IMIDAZO[4,5-B]PYRIDIN-3-YL)-4-METHYLPENTYL]-11-METHOXY-7,9,11,13,15-PENTAMETHYL-2,6,8,14-TETRAOXOTETRADECAHYDRO-2H-

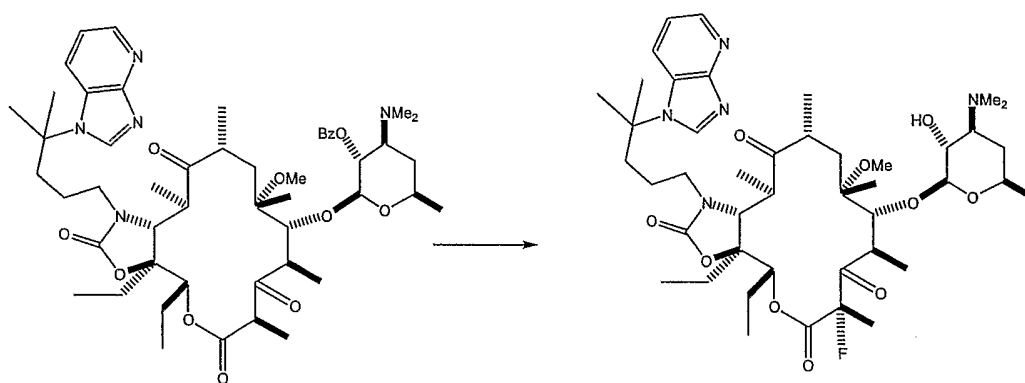
OXACYCLOTETRADECINO[4,3-D][1,3]OXAZOL-10-YL-3,4,6-TRIDEOXY-3-(DIMETHYLAMINO)-D-XYLO-HEXOPYRANOSIDE



[00224] C_{12} ethyl, C_9 , C_{10} , C_{11} enone, C_3 oxo, C_{12} OCOIm macrolide of Example 11 (1 eq) was added to 4-imidazo[4,5-b]pyridin-3-yl-4-methyl-pentylamine (3.8 eq), acetonitrile, and water (10%). The reaction conditions are the same as described previously for (3a*S*,4*R*,7*R*,9*R*,10*R*,11*S*,13*R*,15*R*,15a*R*)-3a,4-diethyl-1-[4-(1*H*-imidazo[4,5-b]pyridin-1-yl)butyl]-11-methoxy-7,9,11,13,15-pentamethyl-2,6,8,14-tetraoxotetradecahydro-2*H*-oxacyclotetradecino[4,3-*d*][1,3]oxazol-10-yl-3,4,6-trideoxy-3-(dimethylamino)-*D*-xylo-hexopyranoside. The product (3a*S*,4*R*,7*R*,9*R*,10*R*,11*S*,13*R*,15*R*,15a*R*)-3a,4-diethyl-1-[4-(3*H*-imidazo[4,5-b]pyridin-3-yl)-4-methylpentyl]-11-methoxy-7,9,11,13,15-pentamethyl-2,6,8,14-tetraoxotetradecahydro-2*H*-oxacyclotetradecino[4,3-*d*][1,3]oxazol-10-yl-3,4,6-trideoxy-3-(dimethylamino)-*D*-xylo-hexopyranoside was attained (76% yield) as a white solid. MH^+ (828.50)

EXAMPLE 39

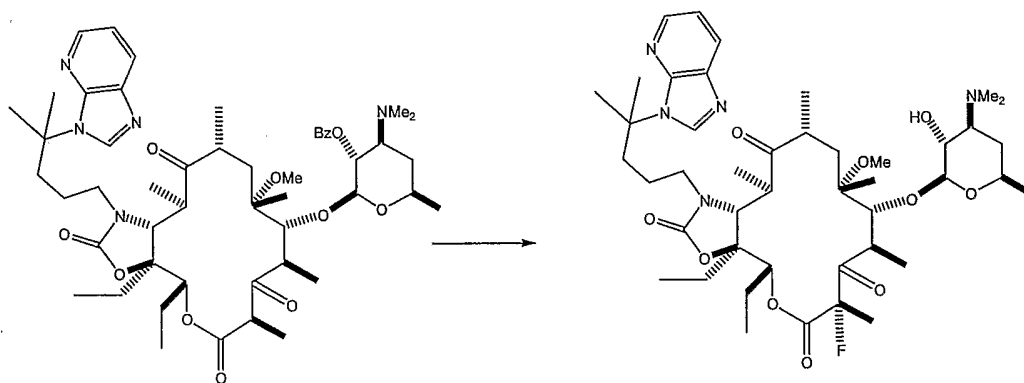
SYNTHESIS OF (3aS,4R,7S,9R,10R,11S,13R,15R,15aR)-3a,4-DIETHYL-7-FLUORO-1-[4-(1H-IMIDAZO[4,5-B]PYRIDIN-1-YL)-4-METHYLPENTYL]-11-METHOXY-7,9,11,13,15-PENTAMETHYL-2,6,8,14-TETRAOXOTETRADECAHYDRO-2H-OXACYCLOTETRADECINO[4,3-D][1,3]OXAZOL-10-YL-3,4,6-TRIDEOXY-3-(DIMETHYLAMINO)-D-XYLO-HEXOPYRANOSIDE



[00225] Using the procedure previously described for the preparation of (3aS,4R,7S,9R,10R,11S,13R,15R,15aR)-3a,4-diethyl-7-fluoro-11-methoxy-7,9,11,13,15-pentamethyl-2,6,8,14-tetraoxo-1-(4-quinolin-4-ylbutyl)tetradecahydro-2H-oxacyclotetradecino[4,3-d][1,3]oxazol-10-yl-3,4,6-trideoxy-3-(dimethylamino)-D-xylo-hexopyranoside, utilizing 2' benzoylated (3aS,4R,7R,9R,10R,11S,13R,15R,15aR)-3a,4-diethyl-1-[4-(1H-imidazo[4,5-b]pyridin-1-yl)-4-methylpentyl]-11-methoxy-7,9,11,13,15-pentamethyl-2,6,8,14-tetraoxotetradecahydro-2H-oxacycloc-tetradecino[4,3-d][1,3]oxazol-10-yl 3,4,6-trideoxy-3-(dimethylamino)-D-xylo-hexopyranoside as starting material, the product (3aS,4R,7S,9R,10R,11S,13R,15R,15aR)-3a,4-diethyl-7-fluoro-1-[4-(1H-imidazo[4,5-b]pyridin-1-yl)-4-methylpentyl]-11-methoxy-7,9,11,13,15-pentamethyl-2,6,8,14-tetraoxotetradecahydro-2H-oxacyclotetradecino[4,3-d][1,3]oxazol-10-yl-3,4,6-trideoxy-3-(dimethylamino)-D-xylo-hexopyranoside was attained (58% yield) as a white solid. MH^+ (846.50)

EXAMPLE 40

SYNTHESIS OF (3aS,4R,7S,9R,10R,11S,13R,15R,15aR)-3a,4-DIETHYL-7-FLUORO-1-[4-(3H-IMIDAZO[4,5-B]PYRIDIN-3-YL)-4-METHYLPENTYL]-11-METHOXY-7,9,11,13,15-PENTAMETHYL-2,6,8,14-TETRAOXOTETRADECAHYDRO-2H-OXACYCLOTETRADECINO[4,3-D][1,3]OXAZOL-10-YL-3,4,6-TRIDEOXY-3-(DIMETHYLAMINO)-D-XYLO-HEXOPYRANOSIDE

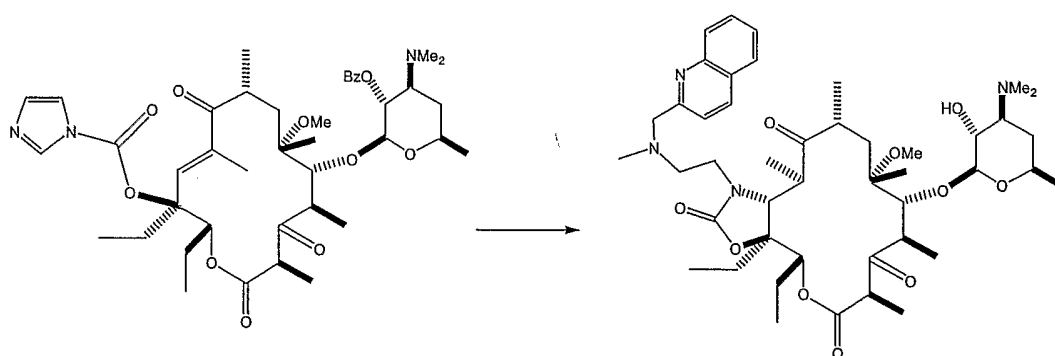


[00226] Using the procedure previously described for the preparation of (3aS,4R,7S,9R,10R,11S,13R,15R,15aR)-3a,4-diethyl-7-fluoro-11-methoxy-7,9,11,13,15-pentamethyl-2,6,8,14-tetraoxo-1-(4-quinolin-4-ylbutyl)tetradecahydro-2H-oxacyclotetradecino[4,3-d][1,3]oxazol-10-yl-3,4,6-trideoxy-3-(dimethylamino)-D-xylo-hexopyranoside, utilizing 2' benzoylated (3aS,4R,7R,9R,10R,11S,13R,15R,15aR)-3a,4-diethyl-1-[4-(3H-imidazo[4,5-b]pyridin-3-yl)-4-methylpentyl]-11-methoxy-7,9,11,13,15-pentamethyl-2,6,8,14-tetraoxotetradecahydro-2H-oxacyclotetradecino[4,3-d][1,3]oxazol-10-yl 3,4,6-trideoxy-3-(dimethylamino)-D-xylo-hexopyranoside as starting material, the product (3aS,4R,7S,9R,10R,11S,13R,15R,15aR)-3a,4-diethyl-7-fluoro-1-[4-(3H-imidazo[4,5-b]pyridin-3-yl)-4-methylpentyl]-11-methoxy-7,9,11,13,15-pentamethyl-2,6,8,14-tetraoxotetradecahydro-2H-oxacyclotetradecino[4,3-d][1,3]oxazol-10-yl-3,4,6-trideoxy-3-(dimethylamino)-D-xylo-hexopyranoside was attained (63% yield) as a white solid. MH^+ (846.50)

EXAMPLE 41

SYNTHESIS OF (3aS,4R,7R,9R,10R,11S,13R,15R,15aR)-3a,4-DIETHYL-11-METHOXY-7,9,11,13,15-PENTAMETHYL-1-{2-[METHYL(QUINOLIN-2-YLMETHYL)AMINO]ETHYL}-2,6,8,14-TETRAOXOTETRADECAHYDRO-2H-

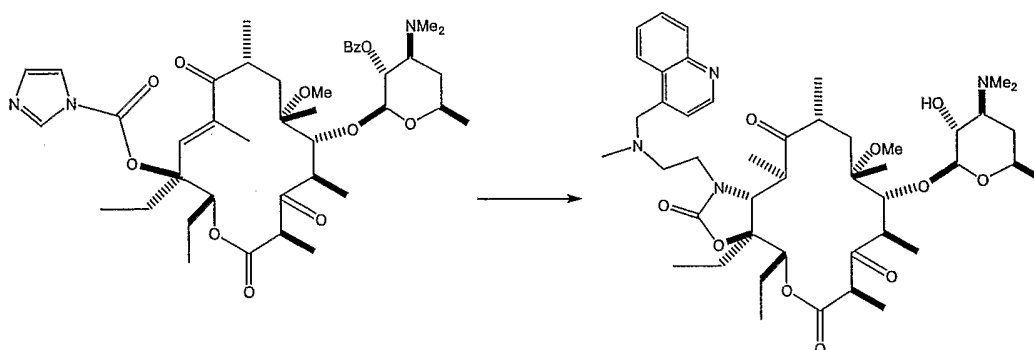
OXACYCLOTETRADECINO[4,3-D][1,3]OXAZOL-10-YL-3,4,6-TRIDEOXY-3-(DIMETHYLAMINO)-D-XYLO-HEXOPYRANOSIDE



[00227] C₁₂ ethyl, C₉, C₁₀, C₁₁ enone, C₃ oxo, C₁₂ OCOIm macrolide of Example 11 (1 eq) was added to N₁-methyl-N₁-quinolin-2-ylmethyl-ethane-1,2-diamine (6 eq); acetonitrile, and water (10%). The reaction conditions are the same as described previously for (3aS,4R,7R,9R,10R,11S,13R,15R,15aR)-3a,4-diethyl-1-[4-(1H-imidazo[4,5-b]pyridin-1-yl)butyl]-11-methoxy-7,9,11,13,15-pentamethyl-2,6,8,14-tetraoxotetradecahydro-2H-oxacyclotetradecino[4,3-d][1,3]oxazol-10-yl-3,4,6-trideoxy-3-(dimethylamino)-D-xylo-hexopyranoside. The product (3aS,4R,7R,9R,10R,11S,13R,15R,15aR)-3a,4-diethyl-11-methoxy-7,9,11,13,15-pentamethyl-1-{2-[methyl(quinolin-2-ylmethyl)amino]ethyl}-2,6,8,14-tetraoxotetradecahydro-2H-oxacyclotetradecino[4,3-d][1,3]oxazol-10-yl-3,4,6-trideoxy-3-(dimethylamino)-D-xylo-hexopyranoside was attained in a 13% yield. MH⁺(825.50)

EXAMPLE 42

SYNTHESIS OF (3aS,4R,7R,9R,10R,11S,13R,15R,15aR)-3a,4-DIETHYL-11-METHOXY-7,9,11,13,15-PENTAMETHYL-1-{2-[METHYL(QUINOLIN-4-YLMETHYL)AMINO]ETHYL}-2,6,8,14-TETRAOXOTETRADECAHYDRO-2H-OXACYCLOTETRADECINO[4,3-D][1,3]OXAZOL-10-YL-3,4,6-TRIDEOXY-3-(DIMETHYLAMINO)-D-XYLO-HEXOPYRANOSIDE

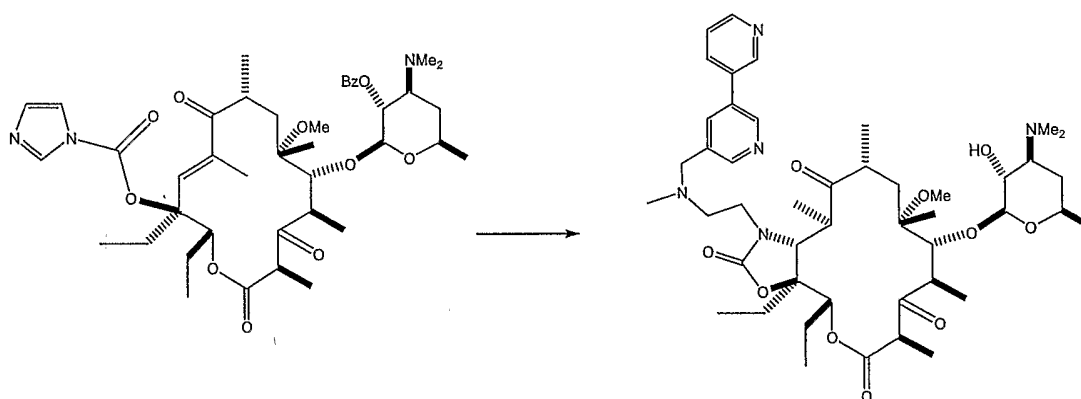


[00228] C₁₂ ethyl, C₉, C₁₀, C₁₁ enone, C₃ oxo, C₁₂ OCOIm macrolide of Example 11 (1 eq) was added to N₁-methyl-N₁-quinolin-4-ylmethyl-ethane-1,2-diamine (6 eq), acetonitrile, and water (10%). The reaction conditions are the same as described previously for (3aS,4R,7R,9R,10R,11S,13R,15R,15aR)-3a,4-diethyl-1-[4-(1H-imidazo[4,5-b]pyridin-1-yl)butyl]-11-methoxy-7,9,11,13,15-pentamethyl-2,6,8,14-tetraoxotetradecahydro-2H-oxacyclotetradecino[4,3-d][1,3]oxazol-10-yl-3,4,6-trideoxy-3-(dimethylamino)-D-xylo-hexopyranoside, yielding (3aS,4R,7R,9R,10R,11S,13R,15R,15aR)-3a,4-diethyl-11-methoxy-7,9,11,13,15-pentamethyl-1-{2-[methyl(quinolin-4-ylmethyl)amino]ethyl}-2,6,8,14-tetraoxotetradecahydro-2H-oxacyclotetradecino[4,3-d][1,3]oxazol-10-yl-3,4,6-trideoxy-3-(dimethylamino)-D-xylo-hexopyranoside (18% yield) as an off white solid. MH⁺(825.50)

EXAMPLE 43

SYNTHESIS OF (3aS,4R,7R,9R,10R,11S,13R,15R,15aR)-1-{2-[(3,3'-BIPYRIDIN-5-YLMETHYL)(METHYL)AMINO]ETHYL}-3a,4-DIETHYL-11-METHOXY-7,9,11,13,15-PENTAMETHYL-2,6,8,14-TETRAOXOTETRADECAHYDRO-2H-

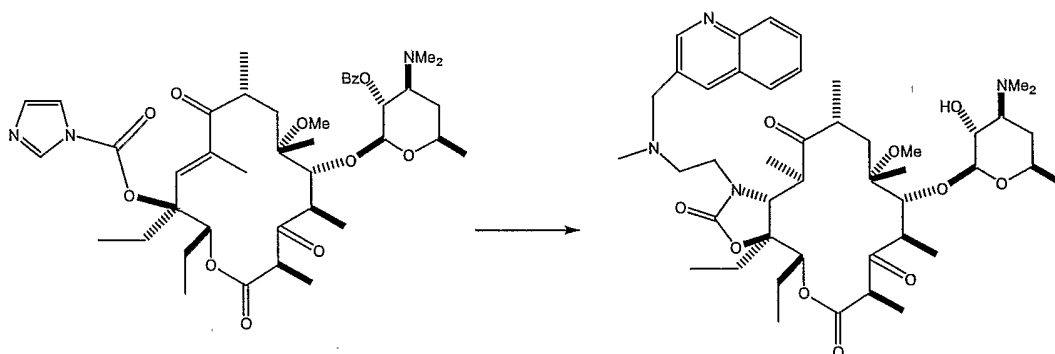
OXACYCLOTETRADECINO[4,3-D][1,3]OXAZOL-10-YL-3,4,6-TRIDEOXY-3-(DIMETHYLAMINO)-D-XYLO-HEXOPYRANOSIDE



[00229] C₁₂ ethyl, C₉, C₁₀, C₁₁ enone, C₃ oxo, C₁₂ OCOIm macrolide of Example 11 (1 eq) was added to N₁-[3,3']bipyridinyl-5-ylmethyl-N₁-methyl-ethane-1,2-diamine (3 eq), acetonitrile, and water (10%). The reaction conditions are the same as described previously for (3aS,4R,7R,9R,10R,11S,13R,15R,15aR)-3a,4-diethyl-1-[4-(1H-imidazo[4,5-b]pyridin-1-yl)butyl]-11-methoxy-7,9,11,13,15-pentamethyl-2,6,8,14-tetraoxotetradecahydro-2H-oxacyclotetradecino[4,3-d][1,3]oxazol-10-yl-3,4,6-trideoxy-3-(dimethylamino)-D-xylo-hexopyranoside, yielding the product (3aS,4R,7R,9R,10R,11S,13R,15R,15aR)-1-{2-[(3,3'-bipyridin-5-ylmethyl)(methylamino)ethyl]}-3a,4-diethyl-11-methoxy-7,9,11,13,15-pentamethyl-2,6,8,14-tetraoxotetradecahydro-2H-oxacyclotetradecino[4,3-d][1,3]oxazol-10-yl-3,4,6-trideoxy-3-(dimethylamino)-D-xylo-hexopyranoside (27% yield) as a white solid. MH⁺(852.50).

EXAMPLE 44

SYNTHESIS OF (3aS,4R,7R,9R,10R,11S,13R,15R,15aR)-3a,4-DIETHYL-11-METHOXY-7,9,11,13,15-PENTAMETHYL-1-{2-[METHYL(QUINOLIN-3-YLMETHYL)AMINO]ETHYL}-2,6,8,14-TETRAOXOTETRADECAHYDRO-2H-OXACYCLOTETRADECINO[4,3-D][1,3]OXAZOL-10-YL 3,4,6-TRIDEOXY-3-(DIMETHYLAMINO)-D-XYLO-HEXOPYRANOSIDE

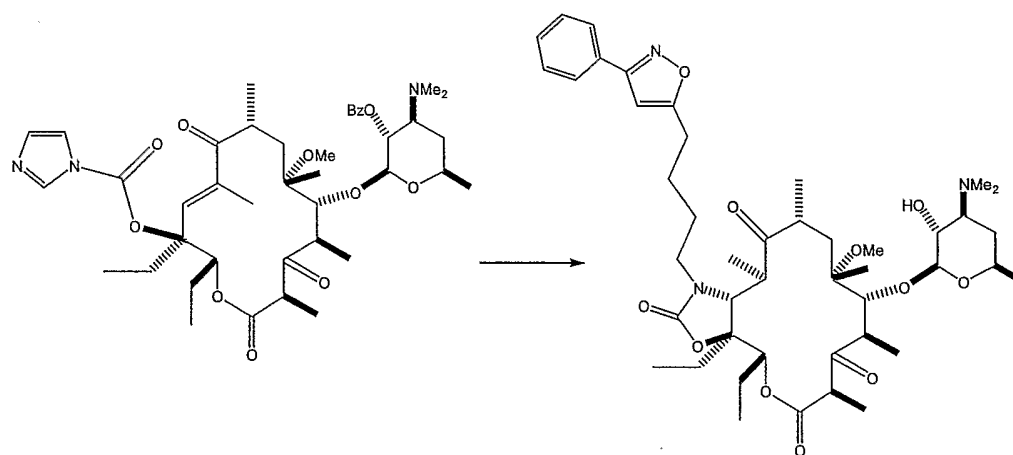


[00230] C_{12} ethyl, C_9 , C_{10} , C_{11} enone, C_3 oxo, C_{12} OCOIm macrolide of Example 11 (1 eq) was added to N_1 -methyl- N_1 -quinolin-3-ylmethyl-ethane-1,2-diamine (6 eq); acetonitrile and water (10:1), respectively, were added. The solution was heated at 65°C for 20 hours. Upon cooling the reaction was diluted with ethyl acetate and washed with NaHCO_3 (sat.), NaCl (sat.), dried over MgSO_4 , filtered and concentrated. To the crude material was added methanol and the solution was heated at 65°C for 18 hours. Upon concentrating, the material was purified using flash chromatography (5% methanol/dichloromethane with 0.1% triethylamine), followed by further purification by RP HPLC. The combined product fractions coming off the HPLC were diluted with ethyl acetate and NaHCO_3 was added. The aqueous layer was separated and the organic layer was washed with NaCl (sat.), dried over MgSO_4 , filtered, concentrated, dissolved in acetonitrile/water, and lyophilized yielding the product (3aS,4R,7R,9R,10R,11S,13R,15R,15aR)-3a,4-diethyl-11-methoxy-7,9,11,13,15-pentamethyl-1-{2-[methyl(quinolin-3-ylmethyl)amino]ethyl}-2,6,8,14-tetraoxotetradecahydro-2H-oxacycLOTETRADECINO[4,3-d][1,3]oxazol-10-yl-3,4,6-trideoxy-3-(dimethylamino)-D-xylo-hexopyranoside (35% yield) as an off white solid. MH^+ (825.50)

EXAMPLE 45

SYNTHESIS OF (3aS,4R,7R,9R,10R,11S,13R,15R,15aR)-3a,4-DIETHYL-11-

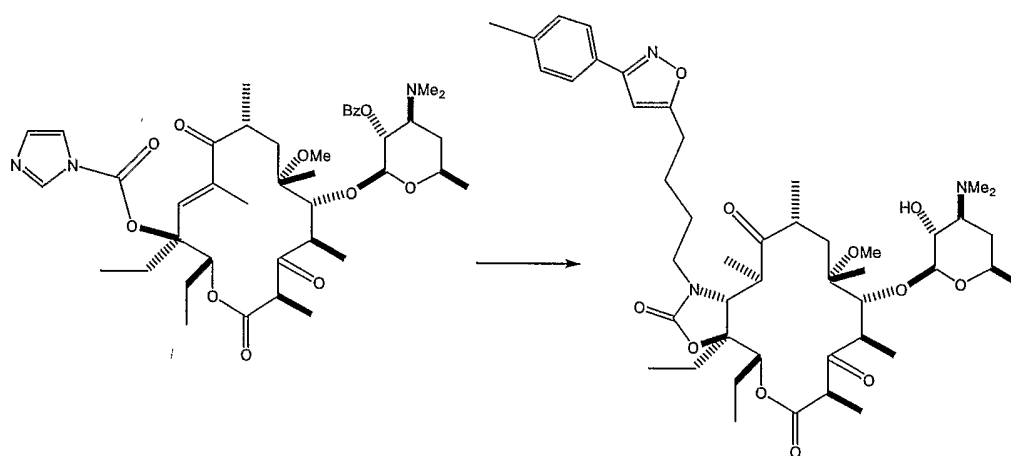
METHOXY-7,9,11,13,15-PENTAMETHYL-2,6,8,14-TETRAOXO-1-[4-(3-PHENYLISOXAZOL-5-YL)BUTYL]TETRADECAHYDRO-2H-OXACYCLOTETRADECINO[4,3-D][1,3]OXAZOL-10-YL-3,4,6-TRIDEOXY-3-(DIMETHYLAMINO)-D-XYLO-HEXOPYRANOSIDE



[00231] C₁₂ ethyl, C₉, C₁₀, C₁₁ enone, C₃ oxo, C₁₂ OCOIm macrolide of Example 11 (1 eq) was added to 4-(3-phenyl-isoxazol-5-yl)-butylamine (6 eq). The reaction conditions are described in Example 44. The product (3aS,4R,7R,9R,10R,11S,13R,15R,15aR)-3a,4-diethyl-11-methoxy-7,9,11,13,15-pentamethyl-2,6,8,14-tetraoxo-1-[4-(3-phenylisoxazol-5-yl)butyl]tetradecahydro-2H-oxacycлотetradecino[4,3-d][1,3]oxazol-10-yl-3,4,6-trideoxy-3-(dimethylamino)-D-xylo-hexopyranoside was obtained as an off white solid in a 50% yield. MH⁺(826.50)

EXAMPLE 46

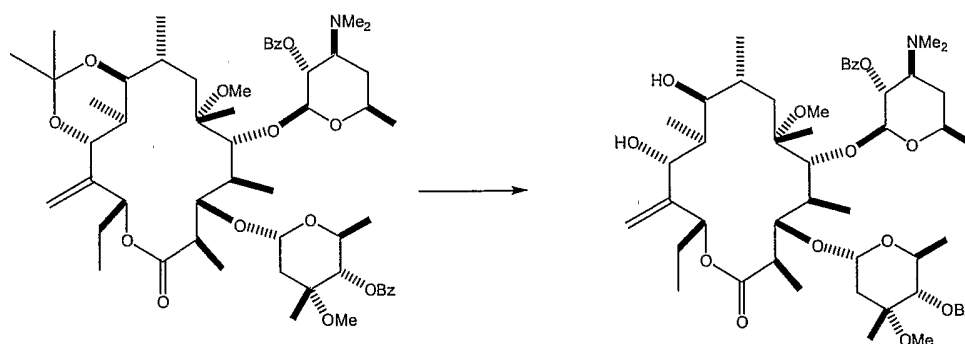
SYNTHESIS OF (3a*S*,4*R*,7*R*,9*R*,10*R*,11*S*,13*R*,15*R*,15a*R*)-3a,4-DIETHYL-11-METHOXY-7,9,11,13,15-PENTAMETHYL-1-{4-[3-(4-METHYLPHENYL)ISOXAZOL-5-YL]BUTYL}-2,6,8,14-TETRAOXOTETRADECAHYDRO-2H-OXACYCLOTETRADECINO[4,3-*D*][1,3]OXAZOL-10-YL-3,4,6-TRIDEOXY-3-(DIMETHYLAMINO)-D-XYLO-HEXOPYRANOSIDE



[00232] C_{12} ethyl, C_9 , C_{10} , C_{11} enone, C_3 oxo, C_{12} OCOIm macrolide of Example 11 (1 eq) was added to 4-(3-*p*-tolyl-isoxazol-5-yl)-butylamine (6 eq). The reaction conditions were as described in Example 44. The product (3a*S*,4*R*,7*R*,9*R*,10*R*,11*S*,13*R*,15*R*,15a*R*)-3a,4-diethyl-11-methoxy-7,9,11,13,15-pentamethyl-1-{4-[3-(4-methylphenyl)isoxazol-5-yl]butyl}-2,6,8,14-tetraoxotetra-decahydro-2H-oxacycLOTETRADECINO[4,3-*d*][1,3]oxazol-10-yl-3,4,6-trideoxy-3-(dimethylamino)-D-xylo-hexopyranoside was obtained as an off white solid in a 73% yield. MH^+ (840.06)

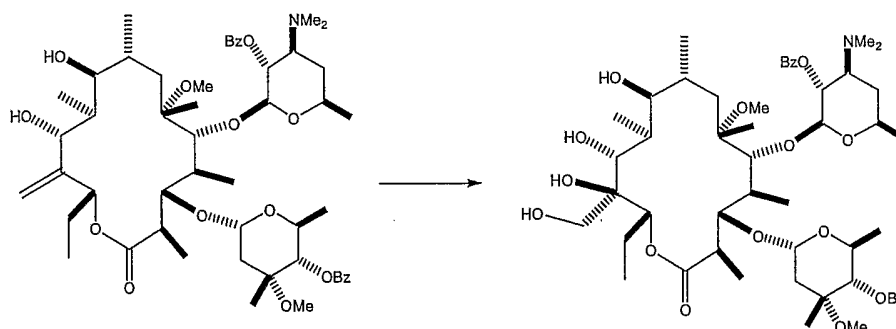
EXAMPLE 47
SYNTHESIS OF C₁₂ VINYL MACROLIDES (SCHEME 7)

EXAMPLE 47(A). C₁₂ ALKENE, C₉,C₁₁ DIOL MACROLIDE



[00233] To 2', 4" OBz, C₉, C₁₁-dimethylketal C₁₂, 21 alkene macrolide (1 eq) in 2:1 acetonitrile/water was added pyridinium *p*-toluenesulfonate (5 eq). The solution was heated in a 68°C oil bath for 17 hours. Upon cooling, the solution was diluted with ethyl acetate, and solid NaHCO₃ was added (12 eq). The organic layer was then diluted with ethyl acetate, washed with NaHCO₃ (sat.), and NaCl (sat.). The combined aqueous layers were back extracted with ethyl acetate, and the combined organic layers dried over MgSO₄, filtered and concentrated to yield C₁₂ alkene, C₉, C₁₁ diol as a white solid (90% yield). The material is used as is for the next step. MH⁺(940.4)

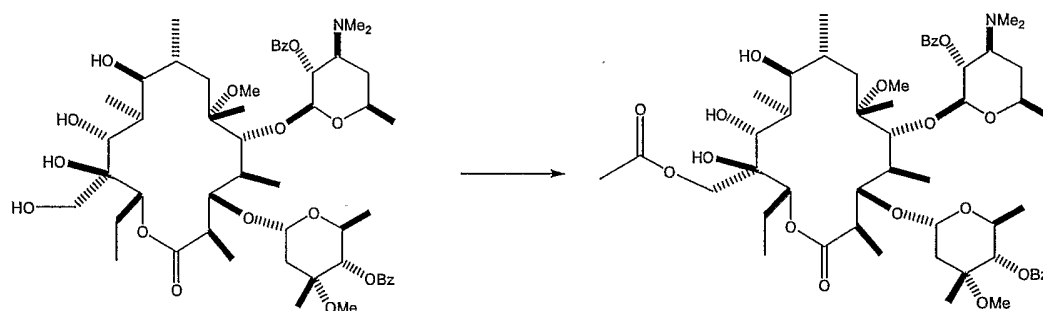
EXAMPLE 47(B). C₁₂, C₂₁, C₁₁, C₉ TETRAOL MACROLIDE



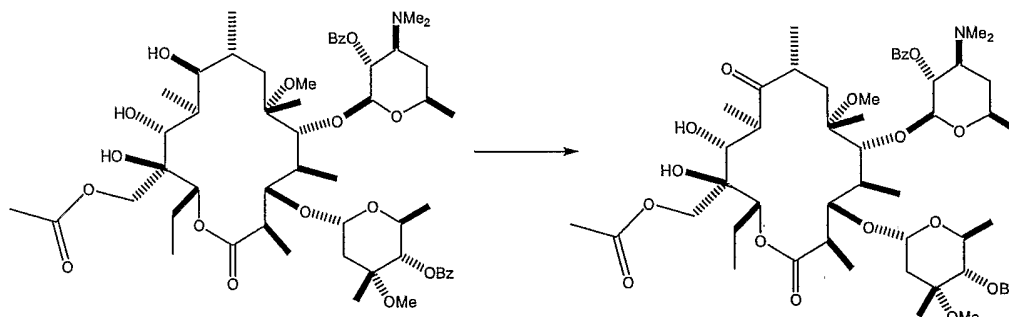
[00234] To C₁₂ alkene, C₉, C₁₁ diol macrolide (1 eq) in 9:1 acetone/water was added N-methyl morpholine N-oxide mono-hydrate (2 eq), followed by 0.08 M osmium tetroxide in tert-butanol. The solution was allowed to stir at room

temperature for 4 hours. The solution was then diluted with ethyl acetate and cooled to 0°C. Upon cooling Na₂SO₃ (sat.) was added and the solution was allowed to stir for 10 minutes. The reaction was then warmed to room temperature, diluted with ethyl acetate, and washed with NaHCO₃ (sat.), and NaCl (sat.). The combined aqueous layers were back extracted with ethyl acetate, and the combined organic layers were dried with MgSO₄, filtered and concentrated. Diethyl ether was added and the slurry was allowed to stir for 17 hours, then filtered and rinsed with diethyl ether to yield the C₉, C₁₁, C₁₂, C₂₁ tetraol macrolide (82% yield) as an off-white solid. MH⁺(974.5)

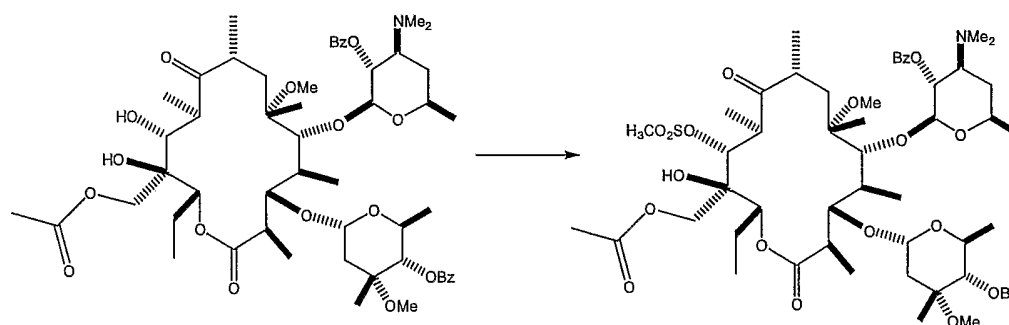
EXAMPLE 47(C). C₂₁ ACETATE C₉, C₁₁, C₁₂ TRIOL MACROLIDE



[00235] To C₉, C₁₁, C₁₂, C₂₁ tetraol macrolide (1 eq) in dichloromethane at 0°C under argon was added acetic anhydride (1.1 eq), diisopropylethylamine (1.1 eq), and dimethylaminopyridine (0.1 eq). After stirring for 15 minutes, the solution was cooled at -10° for 17 hours. The solution was diluted with ethyl acetate, and washed with NaHCO₃ (sat.), NaCl (sat.), dried over MgSO₄, filtered, and concentrated to yield the C₂₁ acetate, C₁₂, C₁₁, C₉ triol macrolide as an off white solid in quantitative yield. The material is used as is for the next step.

EXAMPLE 47(D). C₂₁ ACETATE C₉ KETO, C₁₁, C₁₂ DIOL MACROLIDE

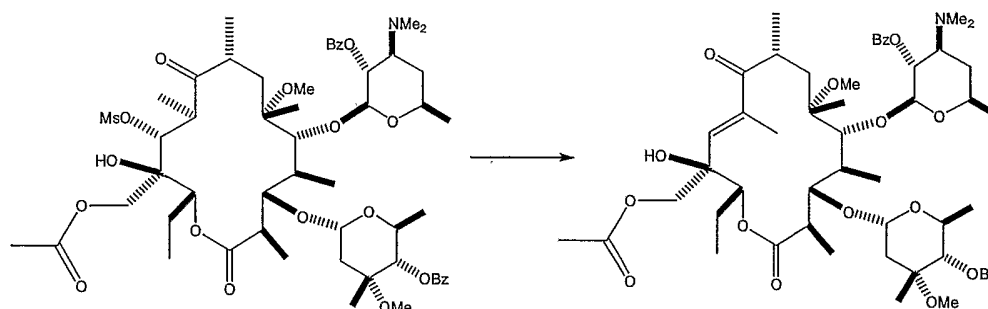
[00236] To C₂₁ acetate, C₉, C₁₁, C₁₂ triol macrolide (1 eq) in dichloromethane at 0°C was added Dess-Martin periodinane (1.2 eq). The solution was stirred at 0°C for 14 hours. The reaction was diluted with ethyl acetate, and 1:1 10% Na₂S₂O₃/NaHCO₃ (sat.) was added. The bilayer solution was stirred vigorously for 1 hour. The layers were separated and the organic layer was washed with NaCl_(sat), dried over MgSO₄, filtered and concentrated yielding the C₂₁ acetate, C₉ keto, C₁₁, C₁₂ diol macrolide (99% yield) as an off white solid. The material is used as is for the next step. MH⁺(1014.5)

EXAMPLE 47(E). C₂₁ ACETATE C₉ KETO, C₁₁ OMS, C₁₂ OH MACROLIDE

[00237] To C₂₁ acetate, C₉ keto, C₁₁, C₁₂ diol macrolide (1 eq) in pyridine at 0°C was added methanesulfonyl chloride (5 eq) via syringe. The solution was stirred for 18 hours as the solution warmed to room temperature. After concentrating the reaction mixture, water was added and the slurry was stirred vigorously for 17 hours;

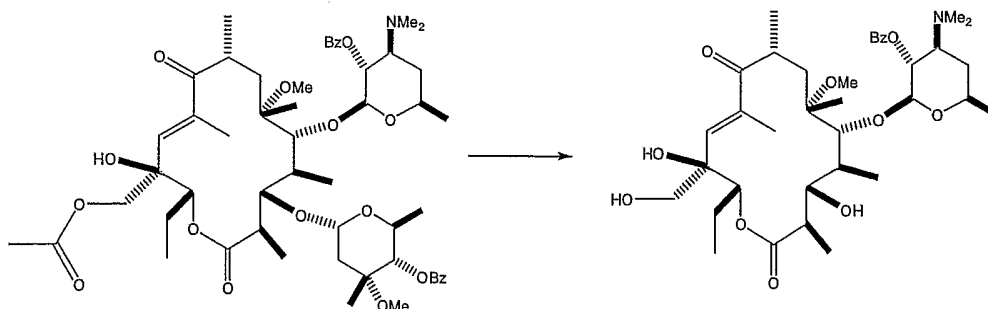
the slurry was filtered and dried to afford the C₂₁ acetate C₉ keto, C₁₁ OMs, C₁₂ hydroxy macrolide (100% yield) as a yellow solid. MH⁺(1092.4)

EXAMPLE 47(F). C₂₁ ACETATE C₉, C₁₀, C₁₁ ENONE, C₁₂ OH DIOL
MACROLIDE



[00238] To C₂₁ acetate, C₉keto, C₁₁ OMs, C₁₂ OH macrolide (1 eq) in acetone was added DBU (2 eq). The solution was stirred for 5 hours at room temperature and then for 40 hours at 68°C. The solution was diluted with ethyl acetate, washed with H₂O, NaHCO₃ (sat.), with NaCl (sat.), dried over MgSO₄, filtered, and concentrated yielding the C₂₁ acetone C₉, C₁₀, C₁₁ enone, C₁₂ OH macrolide (90% yield) as an off white solid. MH⁺(996.4)

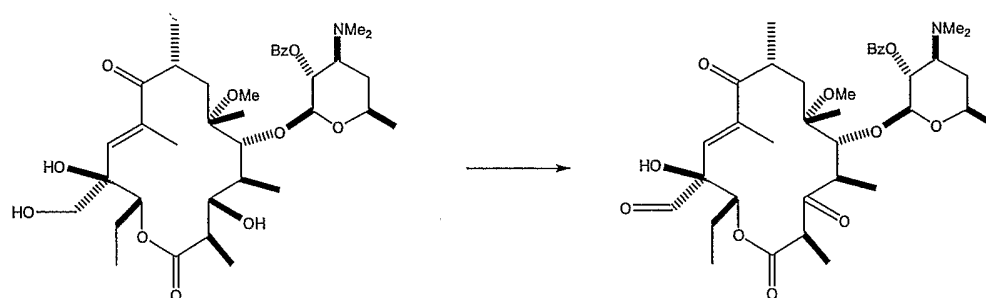
EXAMPLE 47(G). C₉, C₁₀, C₁₁ ENONE, C₃, C₁₂, C₂₁ TRIOL MACROLIDE



[00239] To C₂₁ acetate, C₉, C₁₀, C₁₁ enone C₁₂ OH macrolide (1 eq) in acetonitrile was added 3 M HCl(aq). The solution was heated at 40°C for 22 hours; upon cooling, the solution was diluted with ethyl acetate and solid NaHCO₃ was added. The solution was washed with NaHCO₃ (sat.), with NaCl (sat.), dried over MgSO₄, filtered, and concentrated to yield an off white solid. Purification through

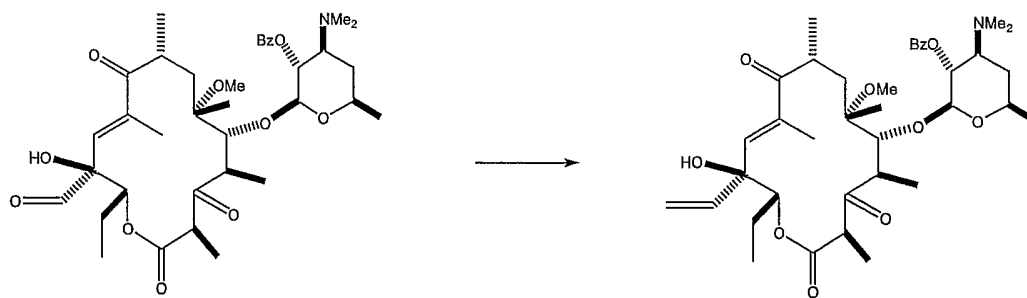
flash chromatography (35% acetone/hexanes with 0.1% triethylamine) yielded crude product as a white solid. The material was further purified by triturating from diethyl ether/hexanes to yield C₉, C₁₀, C₁₁ enone, C₃, C₁₂, C₂₁ triol macrolide (24%). MH⁺(690.4)

EXAMPLE 47(H). C₃, C₂₁ OXO, C₉, C₁₀, C₁₁ ENONE-12-OL MACROLIDE



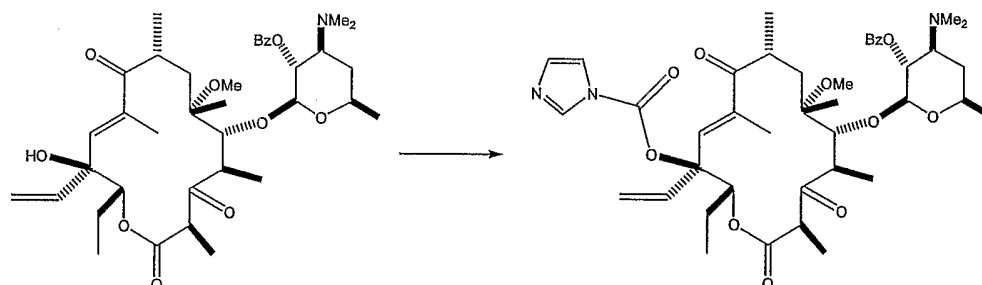
[00240] To N-chlorosuccinimide (1 eq) in dichloromethane at 0°C was added methyl sulfide (1.2 eq). After stirring for 5 minutes, the solution was cooled to -20°C. To this solution was added C₂₁, C₃ hydroxy macrolide (0.4 eq) in dichloromethane. The resulting solution was stirred at -23°C for 95 minutes at which time triethylamine (1 eq) was added dropwise. After stirring at -20°C for 5 minutes, the solution was allowed to warm to room temperature. The solution was then added to ethyl acetate, washed with NaHCO₃ (sat.), with NaCl (sat.), dried over MgSO₄, filtered, and concentrated to yield an off white solid. Purification through flash chromatography (15-20% acetone/hexanes with 0.1% triethylamine) yielded the C₃, C₂₁ oxo, C₉, C₁₀, C₁₁ enone-12-ol macrolide (75% yield) as a white solid. MH⁺(688.4)

EXAMPLE 47(I). C₁₂ VINYL, C₃, OXO, C₉, C₁₀, C₁₁ ENONE-12-OL MACROLIDE



[00241] To methyl triphenylphosphonium bromide (1 eq) in tetrahydrofuran at -78°C was added potassium bis(trimethylsilyl)amide/0.5 M in toluene (1 eq). The cooling bath was removed and the anion solution was stirred for 1 hour. After cooling the anion solution back to -78°C , C_{21} aldehyde macrolide (0.5 eq) in tetrahydrofuran was added. The cooling bath was removed and the anion solution was stirred for 4 hours at which time ethyl acetate and NH_4Cl (sat.) were added. After two layers formed, the reaction was added to ethyl acetate and NH_4Cl (sat.). Upon mixing and separating off the aqueous layer, the organic layer was washed with NaHCO_3 (sat.), with NaCl (sat.), dried over MgSO_4 , filtered, and concentrated. Purification through flash chromatography (15-20% acetone/hexanes with 0.1% triethylamine) yielded the C_{12} -vinyl, C_3 -oxo, C_9 , C_{10} , C_{11} enone-12-ol macrolide (50% yield) as a white solid. $\text{MH}^+(686.4)$

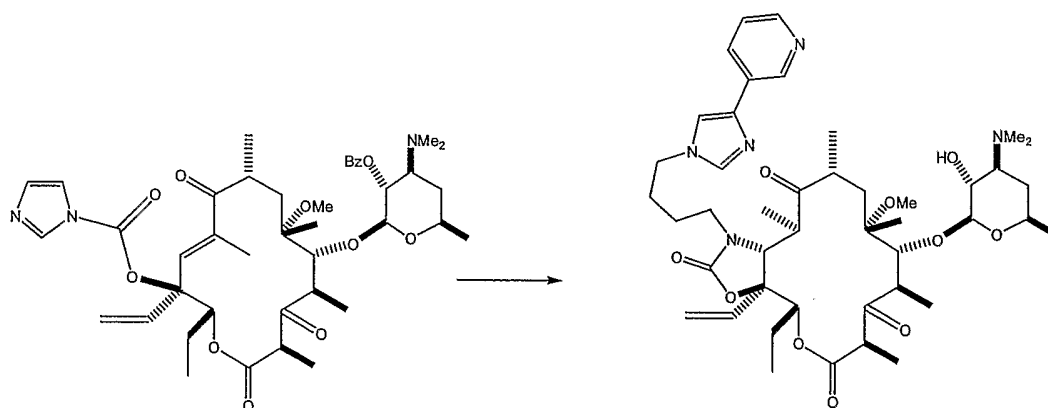
EXAMPLE 47(J). C_{12} VINYL C_{10} , C_{11} ENONE, C_3 OXO, C_{12} OCOIM
MACROLIDE



[00242] To a solution of C_{12} vinyl, C_9 , C_{10} , C_{11} enone, C_3 oxo, C_{12} OH macrolide (1 eq) and carbonyldiimidazole (3 eq) in tetrahydrofuran at 0°C was added sodium hydride (2 eq). After stirring for 6 hours, ethyl acetate was added. While still at 0°C , NaHCO_3 (sat.) was added cautiously. The mixture was then diluted with ethyl acetate and was washed with NaHCO_3 (sat.), with NaCl (sat.), dried over MgSO_4 , filtered, concentrated, and pumped on yielding crude C_{12} vinyl C_9 , C_{10} , C_{11} enone, C_3 oxo, C_{12} OCOIm macrolide. The crude material was used in the next step without further purification. $\text{MH}^+(780.5)$, and hydrolyzed 686.5)

EXAMPLE 48
SYNTHESIS OF (3aS,4R,7R,9R,10R,11R,13R,15R,15aR)-4-ETHYL-11-

METHOXY-7,9,11,13,15-PENTAMETHYL-2,6,8,14-TETRAOXO-1-[4-(4-PYRIDIN-3-YL-1H-IMIDAZOL-1-YL)BUTYL]-3a-VINYLTETRADECAHYDRO-2H-OXACYCLOTETRADECINO[4,3-D][1,3]OXAZOL-10-YL-3,4,6-TRIDEOXY-3-(DIMETHYLAMINO)-D-XYLO-HEXOPYRANOSIDE

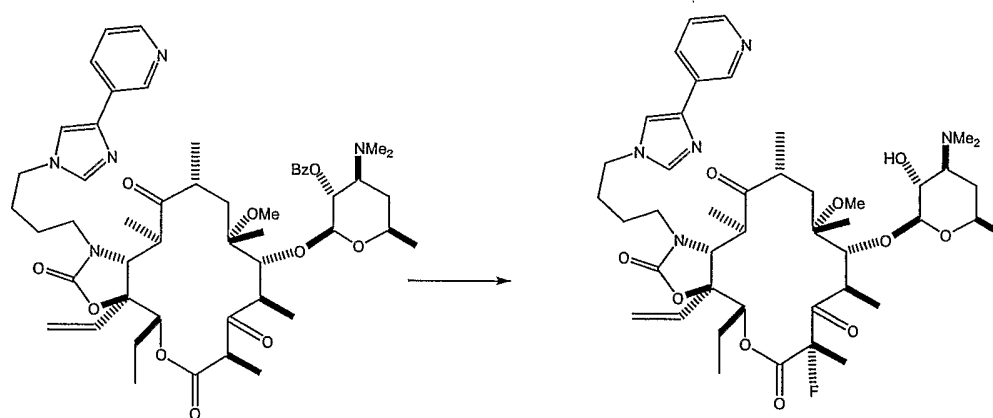


[00243] C₁₂ vinyl, C₉, C₁₀, C₁₁ enone, C₃ oxo, C₁₂ OCOIm macrolide (1 eq) was added to 4-(4-(3-pyridyl)imidazolyl)butylamine (4 eq); acetonitrile and water were added. The solution was heated at 65°C for 14 hours. Upon cooling, the reaction was diluted with ethyl acetate and washed with NaHCO₃ (sat.), NaCl (sat.), dried over MgSO₄, filtered, and concentrated. To the crude material was added dichloromethane, benzoic anhydride, triethylamine, and dimethylaminopyridine. After standing for 12 hours the solution was concentrated and purified by RP HPLC. The combined product fractions coming off the HPLC were diluted with ethyl acetate and NaHCO₃ was added. After mixing, the aqueous layer was separated and the organic layer was washed with NaCl (sat.), dried over MgSO₄, filtered, and concentrated, yielding benzoylated (3aS,4R,7R,9R,10R,11R,13R,15R,15aR)-4-ethyl-11-methoxy-7,9,11,13,15-pentamethyl-2,6,8,14-tetraoxo-1-[4-(4-pyridin-3-yl-1H-imidazol-1-yl)butyl]-3a-vinyltetradecahydro-2H-oxacyclotetradecino[4,3-d][1,3]oxazol-10-yl-3,4,6-trideoxy-3-(dimethylamino)-D-xylo-hexopyranoside (35% yield) as a white solid. To the benzoylated compound was added methanol and the solution was heated at 65°C for 16 hours. Upon concentrating, the material was purified by RP HPLC. The combined product fractions coming off the HPLC were diluted with ethyl acetate and NaHCO₃ was added. After mixing, the aqueous layer was separated and the organic layer was washed with NaCl (sat.), dried over MgSO₄,

filtered, concentrated, dissolved in acetonitrile/water, and lyophilized yielding (3aS,4R,7R,9R,10R,11R,13R,15R,15aR)-4-ethyl-11-methoxy-7,9,11,13,15-pentamethyl-2,6,8,14-tetraoxo-1-[4-(4-pyridin-3-yl-1H-imidazol-1-yl)butyl]-3a-vinyltetradecahydro-2H-oxacyclotetradecino[4,3-d][1,3]oxazol-10-yl-3,4,6-trideoxy-3-(dimethylamino)-D-xylo-hexopyranoside (83% yield) as a white solid. MH^+ (824.50)

EXAMPLE 49

SYNTHESIS OF (3aS,4R,7S,9R,10R,11S,13R,15R,15aR)-4-ETHYL-7-FLUORO-11-METHOXY-7,9,11,13,15-PENTAMETHYL-2,6,8,14-TETRAOXO-1-[4-(4-PYRIDIN-3-YL-1H-IMIDAZOL-1-YL)BUTYL]-3a-VINYLTETRADECAHYDRO-2H-OXACYCLOTETRADECINO[4,3-D][1,3]OXAZOL-10-YL 3,4,6-TRIDEOXY-3-(DIMETHYLAMINO)-D-XYLO-HEXOPYRANOSIDE

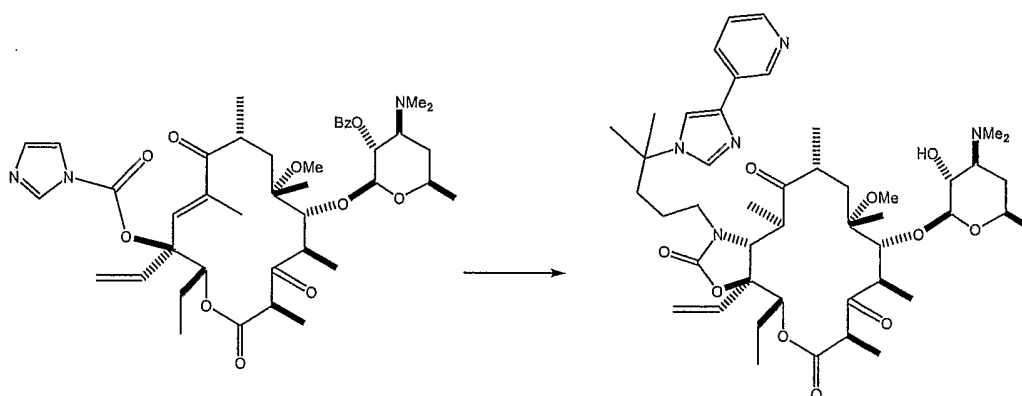


[00244] To benzoylated (3aS,4R,7R,9R,10R,11R,13R,15R,15aR)-4-ethyl-11-methoxy-7,9,11,13,15-pentamethyl-2,6,8,14-tetraoxo-1-[4-(4-pyridin-3-yl-1H-imidazol-1-yl)butyl]-3a-vinyltetradecahydro-2H-oxacyclotetradecino[4,3-d]-[1,3]oxazol-10-yl-3,4,6-trideoxy-3-(dimethylamino)-D-xylo-hexopyranoside (1 eq) in DMF (5.3 ml) at 0°C was added 60% NaH (2 eq). After stirring for 1 hour at 0°C, N-fluorobenzenesulfonimide (1 eq) was added. After stirring for an additional hour at 0°C, the solution was diluted with ethyl acetate and $NaHCO_3$ (sat.) was added cautiously to quench. The reaction was then added to ethyl acetate and was washed with $NaHCO_3$ (sat.), NaCl (sat.), dried over $MgSO_4$, filtered, concentrated, and

purified by RP HPLC. The combined product fractions coming off the HPLC were diluted with ethyl acetate and NaHCO_3 was added. The aqueous layer was separated and the organic layer was washed with NaCl (sat.), dried over MgSO_4 , filtered, and concentrated. Methanol was added and the solution was heated at 60°C for 15 hours. Upon concentrating, the material was purified by RP HPLC. The combined product fractions coming off the HPLC were diluted with ethyl acetate and NaHCO_3 was added. The aqueous layer was separated and the organic layer was washed with NaCl (sat.), dried over MgSO_4 , filtered, concentrated, and lyophilized from $\text{MeCN:H}_2\text{O}$ yielding (3aS,4R,7S,9R,10R,11S,13R,15R,15aR)-4-ethyl-7-fluoro-11-methoxy-7,9,11,13,15-pentamethyl-2,6,8,14-tetraoxo-1-[4-(4-pyridin-3-yl-1H-imidazol-1-yl)butyl]-3a-vinyltetradecahydro-2H-oxacyclotetradecino[4,3-d][1,3]oxazol-10-yl-3,4,6-trideoxy-3-(dimethylamino)-D-xylo-hexopyranoside (47% yield) as a white solid. MH^+ (842.50)

EXAMPLE 50

SYNTHESIS OF (3aS,4R,7R,9R,10R,11S,13R,15R,15aR)-4-ETHYL-11-METHOXY-7,9,11,13,15-PENTAMETHYL-1-[4-METHYL-4-(4-PYRIDIN-3-YL-1H-IMIDAZOL-1-YL)PENTYL]-2,6,8,14-TETRAOXO-3a-VINYLTETRADECAHYDRO-2H-OXACYCLOTETRADECINO[4,3-D][1,3]OXAZOL-10-YL 3,4,6-TRIDEOXY-3-(DIMETHYLAMINO)-D-XYLO-HEXOPYRANOSIDE

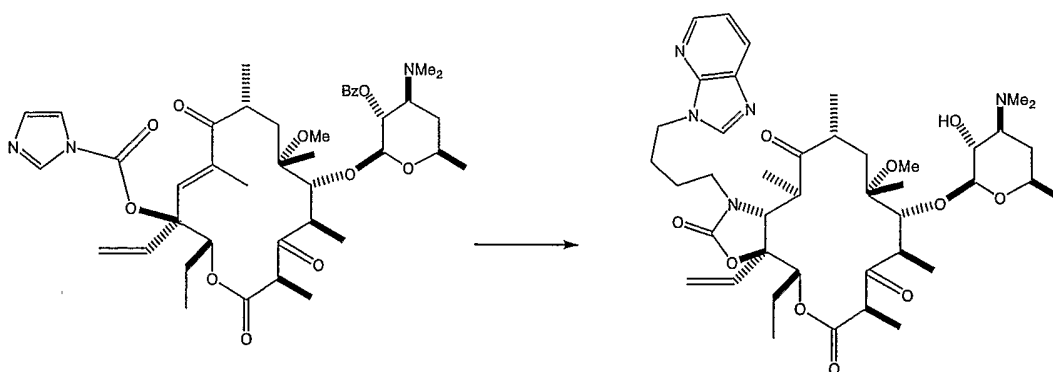


[00245] C_{12} vinyl, C_9 , C_{10} , C_{11} enone, C_3 oxo, C_{12} OCOIm macrolide (1 eq) was added to 4-Methyl-4-(4-pyridin-3-yl-imidazol-1-yl)-pentylamine (3 eq); acetonitrile and water (10%). The solution was heated at 65°C for 16 hours. Upon

cooling the reaction was diluted with ethyl acetate and washed with NaHCO_3 (sat.), NaCl (sat.), dried over MgSO_4 , filtered, and concentrated. To the crude material was added dichloromethane, benzoic anhydride, triethylamine (10%), and dimethylaminopyridine (2%). After standing for 17 hours the solution was concentrated and purified by RP HPLC. The combined product fractions coming off the HPLC were diluted with ethyl acetate and NaHCO_3 was added. After mixing, the aqueous layer was separated and the organic layer was washed with NaCl (sat.), dried over MgSO_4 , filtered, and concentrated, affording the 2' benzoylated product (21% yield). Methanol was added, and the solution was heated at 65°C for 16 hours. Upon concentrating, the material was purified by RP HPLC. The combined product fractions coming off the HPLC were diluted with ethyl acetate and NaHCO_3 was added. After mixing, the aqueous layer was separated and the organic layer was washed with NaCl (sat.), dried over MgSO_4 , filtered, concentrated, dissolved in acetonitrile/water, and lyophilized affording (3aS,4R,7R,9R,10R,11S,13R,15R,15aR)-4-ethyl-11-methoxy-7,9,11,13,15-pentamethyl-1-[4-methyl-4-(4-pyridin-3-yl-1H-imidazol-1-yl)pentyl]-2,6,8,14-tetraoxo-3a-vinyltetradecahydro-2H-oxacyclotetradecino[4,3-d][1,3]oxazol-10-yl-3,4,6-trideoxy-3-(dimethylamino)-D-xylo-hexopyranoside (73% yield) as a white solid. MH^+ (852.50).

EXAMPLE 51

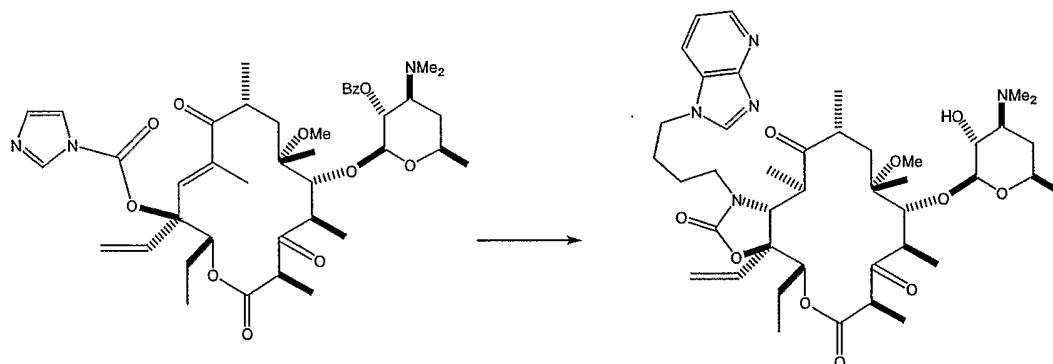
SYNTHESIS OF C_{12} VINYL ANALOGS (3aS,4R,7R,9R,10R,11S,13R,15R,15aR)-4-ETHYL-1-[4-(3H-IMIDAZO[4,5-B]PYRIDIN-3-YL)BUTYL]-11-METHOXY-7,9,11,13,15-PENTAMETHYL-2,6,8,14-TETRAOXO-3a-VINYLTETRADECAHYDRO-2H-OXACYCLOTETRADECINO[4,3-D][1,3]OXAZOL-10-YL 3,4,6-TRIDEOXY-3-(DIMETHYLAMINO)-D-XYLO-HEXOPYRANOSIDE



[00246] C_{12} vinyl, C_9 , C_{10} , C_{11} enone, C_3 oxo, C_{12} OCOIm macrolide of Example 47 (1 eq) was added to 4-imidazo[4,5-b]pyridin-3-yl-butylamine (5 eq). The reaction conditions are described in Example 44. The product (3aS,4R,7R,9R,10R,11S,13R,15R,15aR)-4-ethyl-1-[4-(3H-imidazo[4,5-b]pyridin-3-yl)butyl]-11-methoxy-7,9,11,13,15-pentamethyl-2,6,8,14-tetraoxo-3a-vinyltetradecahydro-2H-oxacyclotetradecino[4,3-d][1,3]oxazol-10-yl-3,4,6-trideoxy-3-(dimethylamino)-D-xylo-hexopyranoside was obtained as an off white solid in a 70% yield. MH^+ (798.00)

EXAMPLE 52

SYNTHESIS OF (3aS,4R,7R,9R,10R,11S,13R,15R,15aR)-4-ETHYL-1-[4-(1H-IMIDAZO[4,5-B]PYRIDIN-1-YL)BUTYL]-11-METHOXY-7,9,11,13,15-PENTAMETHYL-2,6,8,14-TETRAOXO-3a-VINYLTETRADECAHYDRO-2H-OXACYCLOTETRADECINO[4,3-D][1,3]OXAZOL-10-YL-3,4,6-TRIDEOXY-3-(DIMETHYLAMINO)-D-XYLO-HEXOPYRANOSIDE

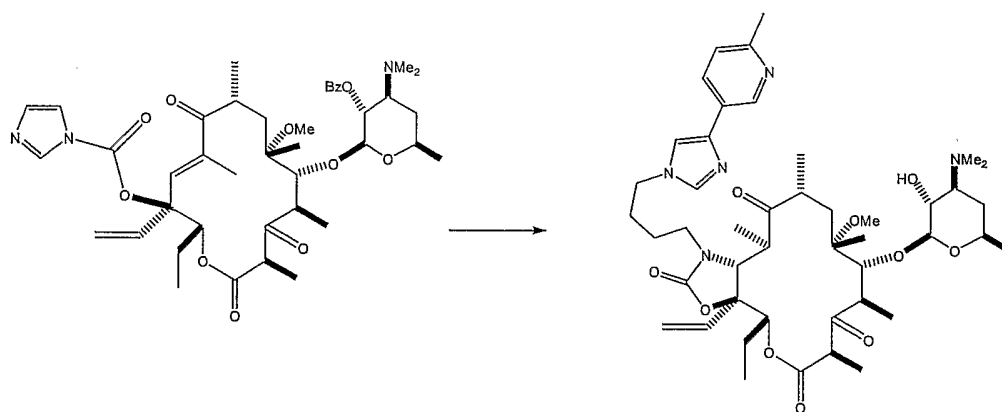


[00247] C_{12} vinyl, C_9 , C_{10} , C_{11} enone, C_3 oxo, C_{12} OCOIm macrolide of Example 47 (1 eq) was added to 4-imidazo[4,5-b]pyridin-1-yl-butylamine (6 eq). The reaction conditions are described in Example 44. The product (3aS,4R,7R,9R,10R,11S,13R,15R,15aR)-4-ethyl-1-[4-(1H-imidazo[4,5-b]pyridin-1-yl)butyl]-11-methoxy-7,9,11,13,15-pentamethyl-2,6,8,14-tetraoxo-3a-vinyltetradecahydro-2H-oxacyclotetradecino[4,3-d][1,3]oxazol-10-yl-3,4,6-trideoxy-3-(dimethylamino)-D-xylo-hexopyranoside was obtained as an off white solid in a 26% yield. MH^+ (798.00)

EXAMPLE 53

SYNTHESIS OF (3aS,4R,7R,9R,10R,11S,13R,15R,15aR)-4-ETHYL-11-

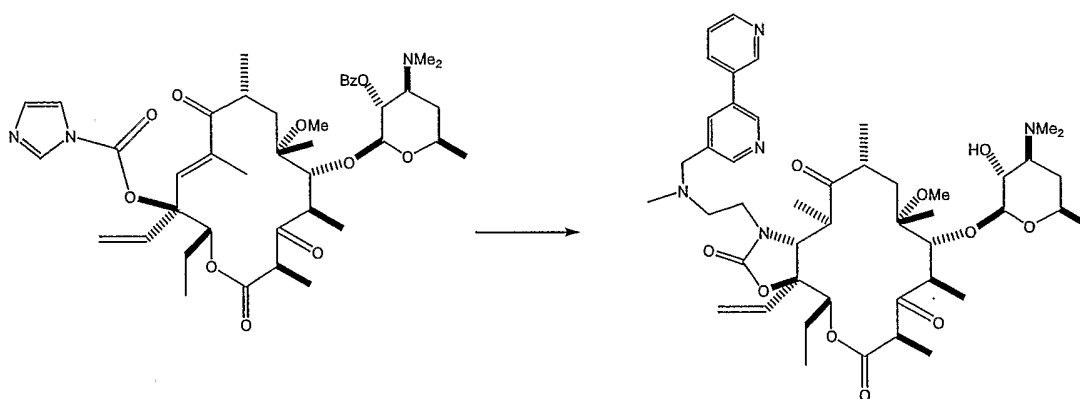
METHOXY-7,9,11,13,15-PENTAMETHYL-1-{4-[4-(6-METHYLPYRIDIN-3-YL)-1H-IMIDAZOL-1-YL]BUTYL}-2,6,8,14-TETRAOXO-3a-VINYLTETRADECAHYDRO-2H-OXACYCLOTETRADECINO[4,3-D][1,3]OXAZOL-10-YL-3,4,6-TRIDEOXY-3-(DIMETHYLAMINO)-D-XYLO-HEXOPYRANOSIDE



[00248] C₁₂ vinyl, C₉, C₁₀, C₁₁ enone, C₃ oxo, C₁₂ OCOIm macrolide of Example 47(1 eq) was added to 4-[4-(6-methyl-pyridin-3-yl)-imidazol-1-yl]-butylamine (3 eq). The reaction conditions are described in Example 44. The resulting product (3aS,4R,7R,9R,10R,11S,13R,15R,15aR)-4-ethyl-11-methoxy-7,9,11,13,15-pentamethyl-1-{4-[4-(6-methylpyridin-3-yl)-1H-imidazol-1-yl]butyl}-2,6,8,14-tetraoxo-3a-vinyltetradecahydro-2H-oxacyclotetradecino[4,3-d][1,3]oxazol-10-yl-3,4,6-trideoxy-3-(dimethylamino)-D-xylo-hexopyranoside was obtained as an off white solid in a 25% yield. MH⁺(838.05)

EXAMPLE 54

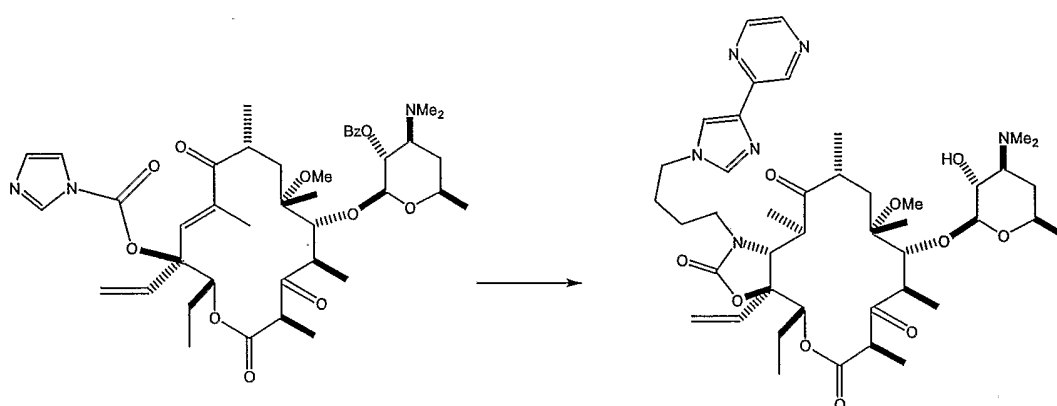
SYNTHESIS OF (3aS,4R,7R,9R,10R,11S,13R,15R,15aR)-1-{2-[(3,3'-BIPYRIDIN-5-YLMETHYL)(METHYL)AMINO]ETHYL}-4-ETHYL-11-METHOXY-7,9,11,13,15-PENTAMETHYL-2,6,8,14-TETRAOXO-3a-VINYLTETRADECAHYDRO-2H-OXACYCLOTETRADECINO[4,3-D][1,3]OXAZOL-10-YL-3,4,6-TRIDEOXY-3-(DIMETHYLAMINO)-D-XYLO-HEXOPYRANOSIDE



[00249] C₁₂ vinyl, C₉, C₁₀, C₁₁ enone, C₃ oxo, C₁₂ OCOIm macrolide of Example 47 (1 eq) was added to N₁-[3,3']bipyridinyl-5-ylmethyl-N₁-methyl-ethane-1,2-diamine (5 eq). The reaction conditions are described in Example 44. The product (3aS,4R,7R,9R,10R,11S,13R,15R,15aR)-1-{2-[(3,3'-bipyridin-5-ylmethyl)(methyl)-amino]ethyl}-4-ethyl-11-methoxy-7,9,11,13,15-pentamethyl-2,6,8,14-tetraoxo-3a-vinyltetradecahydro-2H-oxacycLOTETRADECINO[4,3-d][1,3]oxazol-10-yl-3,4,6-trideoxy-3-(dimethylamino)-D-xylo-hexopyranoside was obtained as an off white solid in a 27% yield. MH⁺(850.50)

EXAMPLE 55

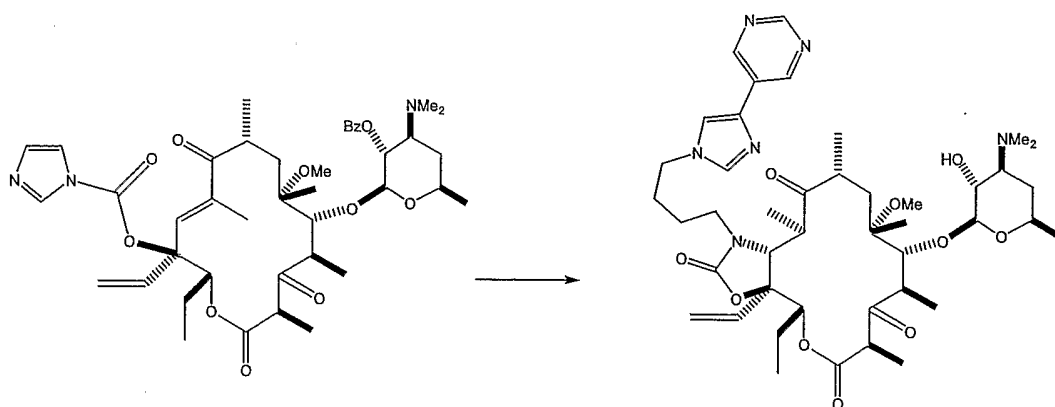
SYNTHESIS OF (3aS,4R,7R,9R,10R,11S,13R,15R,15aR)-4-ETHYL-11-METHOXY-7,9,11,13,15-PENTAMETHYL-2,6,8,14-TETRAOXO-1-[4-(4-PYRAZIN-2-YL-1H-IMIDAZOL-1-YL)BUTYL]-3a-VINYLTETRADECAHYDRO-2H-OXACYCLOTETRADECINO[4,3-D][1,3]OXAZOL-10-YL-3,4,6-TRIDEOXY-3-(DIMETHYLAMINO)-D-XYLO-HEXOPYRANOSIDE



[00250] C₁₂ vinyl, C₉, C₁₀, C₁₁ enone, C₃ oxo, C₁₂ OCOIm macrolide of Example 47 (1 eq) was added to 4-(4-pyrazin-2-yl-imidazol-1-yl)-butylamine (4 eq). The reaction conditions are described in Example 44. The reaction product (3aS,4R,7R,9R,10R,11S,13R,15R,15aR)-4-ethyl-11-methoxy-7,9,11,13,15-pentamethyl-2,6,8,14-tetraoxo-1-[4-(4-pyrazin-2-yl-1H-imidazol-1-yl)butyl]-3a-vinyltetradecahydro-2H-oxacycLOTETRADECINO[4,3-d][1,3]oxazol-10-yl-3,4,6-trideoxy-3-(dimethylamino)-D-xylo-hexopyranoside was obtained as an off white solid in a 12% yield. MH⁺(825.01)

EXAMPLE 56

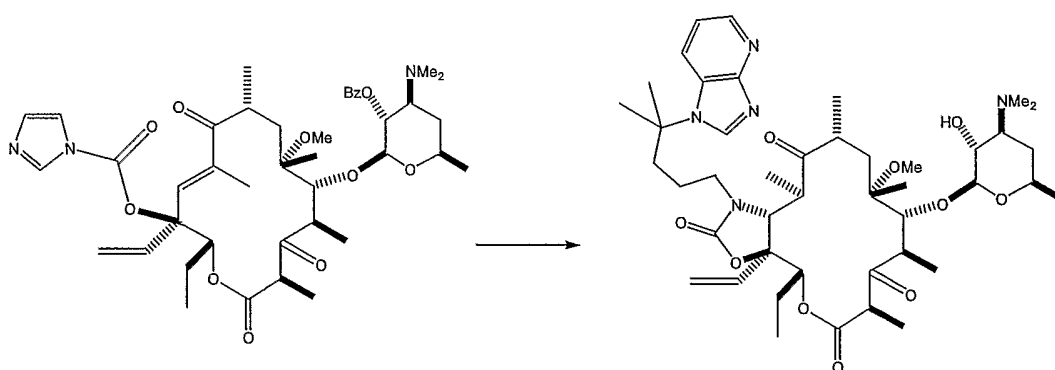
SYNTHESIS OF (3aS,4R,7R,9R,10R,11S,13R,15R,15aR)-4-ETHYL-11-METHOXY-7,9,11,13,15-PENTAMETHYL-2,6,8,14-TETRAOXO-1-[4-(4-PYRIMIDIN-5-YL-1H-IMIDAZOL-1-YL)BUTYL]-3a-VINYLTETRADECAHYDRO-2H-OXACYCLOTETRADECINO[4,3-D][1,3]OXAZOL-10-YL-3,4,6-TRIDEOXY-3-(DIMETHYLAMINO)-D-XYLO-HEXOPYRANOSIDE



[00251] C₁₂ vinyl, C₉, C₁₀, C₁₁ enone, C₃ oxo, C₁₂ OCOIm macrolide of Example 47 (1 eq) was added to 4-(4-pyrimidin-5-yl-imidazol-1-yl)-butylamine (4 eq). The reaction conditions are described in Example 44. The reaction product (3aS,4R,7R,9R,10R,11S,13R,15R,15aR)-4-ethyl-11-methoxy-7,9,11,13,15-pentamethyl-2,6,8,14-tetraoxo-1-[4-(4-pyrimidin-5-yl-1H-imidazol-1-yl)butyl]-3a-vinyl-tetradecahydro-2H-oxacycLOTETRADECINO[4,3-d][1,3]oxazol-10-yl-3,4,6-trideoxy-3-(dimethylamino)-D-xylo-hexopyranoside was obtained as an off white solid in a 16% yield. MH⁺(825.01)

EXAMPLE 57

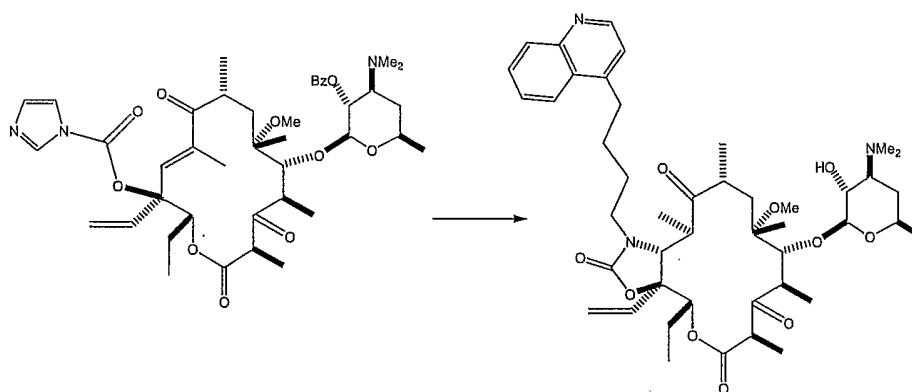
SYNTHESIS OF (3aS,4R,7R,9R,10R,11S,13R,15R,15aR)-4-ETHYL-1-[4-(1H-IMIDAZO[4,5-B]PYRIDIN-1-YL)-4-METHYLPENTYL]-11-METHOXY-7,9,11,13,15-PENTAMETHYL-2,6,8,14-TETRAOXO-3a-VINYLTETRADECAHYDRO-2H-OXACYCLOTETRADECINO[4,3-D][1,3]OXAZOL-10-YL-3,4,6-TRIDEOXY-3-(DIMETHYLAMINO)-D-XYLO-HEXOPYRANOSIDE



[00252] C₁₂ vinyl, C₉, C₁₀, C₁₁ enone, C₃ oxo, C₁₂ OCOIm macrolide of Example 47 (1 eq) was added to 4-imidazo[4,5-b]pyridin-1-yl-4-methyl-pentylamine (4 eq). The reaction conditions are described in Example 44. The resulting product (3aS,4R,7R,9R,10R,11S,13R,15R,15aR)-4-ethyl-1-[4-(1H-imidazo[4,5-b]pyridin-1-yl)-4-methylpentyl]-11-methoxy-7,9,11,13,15-pentamethyl-2,6,8,14-tetraoxo-3a-vinyltetradecahydro-2H-oxacyclotetradecino[4,3-d][1,3]oxazol-10-yl-3,4,6-trideoxy-3-(dimethylamino)-D-xylo-hexopyranoside was obtained as an off white solid in a 16% yield. MH⁺(826.04)

EXAMPLE 58

SYNTHESIS OF (3aS,4R,7R,9R,10R,11S,13R,15R,15aR)-4-ETHYL-11-METHOXY-7,9,11,13,15-PENTAMETHYL-2,6,8,14-TETRAOXO-1-(4-QUINOLIN-4-YLBUTYL)-3a-VINYLTETRADECAHYDRO-2H-OXACYCLOTETRADECINO[4,3-D][1,3]OXAZOL-10-YL-3,4,6-TRIDEOXY-3-(DIMETHYLAMINO)-D-XYLO-HEXOPYRANOSIDE

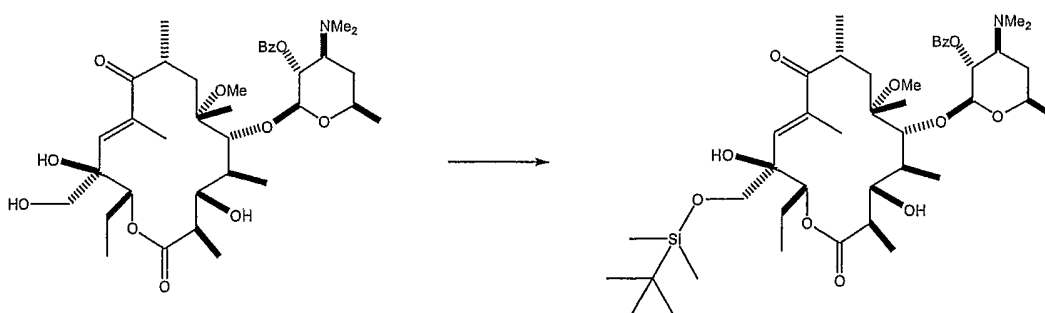


[00253] C_{12} vinyl, C_9 , C_{10} , C_{11} enone, C_3 oxo, C_{12} OCOIm macrolide of Example 47 (1 eq) was added to 4-quinolin-4-yl-butylamine (20 eq). The reaction conditions are described in Example 44. The resulting product (3aS,4R,7R,9R,10R,11S,13R,15R,15aR)-4-ethyl-11-methoxy-7,9,11,13,15-pentamethyl-2,6,8,14-tetraoxo-1-(4-quinolin-4-ylbutyl)-3a-vinyltetradecahydro-2H-oxacycлотetradecino[4,3-d][1,3]oxazol-10-yl-3,4,6-trideoxy-3-(dimethylamino)-D-xylo-hexopyranoside was obtained as an off white solid in a 19% yield. MH^+ (808.50)

EXAMPLE 59

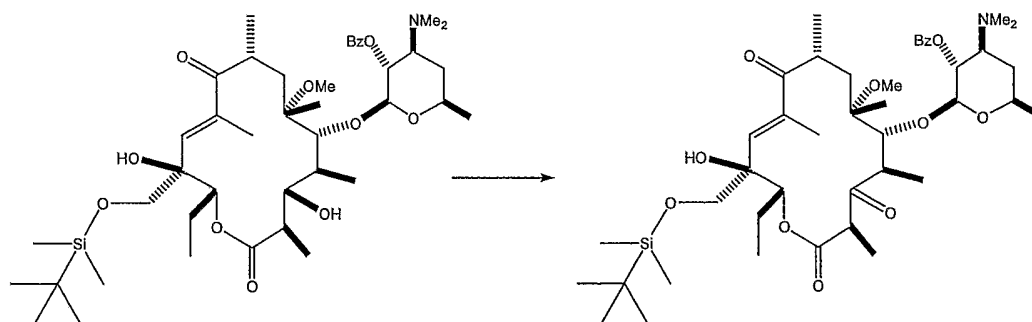
SYNTHESIS OF C_{12} SUBSTITUTED MACROLIDES (SCHEME 8)

EXAMPLE 59(A). C_3 HYDROXY, C_{21} OTBMDS, C_9 , C_{10} , C_{11} ENONE-12-OL MACROLIDE



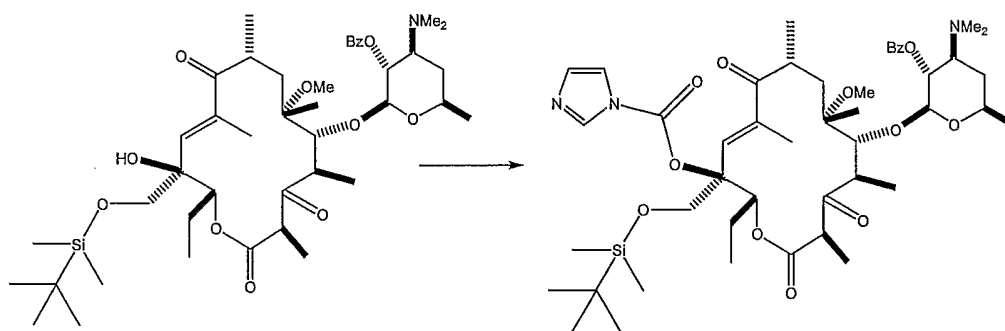
[00254] Referring to Scheme 8, to C₂₁, C₃ hydroxy macrolide (1 eq) in 10 ml of dimethylformamide was added imidazole (4 eq) and tert-butyldimethylsilyl chloride (1.3 eq). After stirring for 14 hours, more tert-butyldimethylsilyl chloride (1.3 eq) was added. After stirring for an additional 2 hours, the reaction was added to ethyl acetate, was washed with NaHCO₃ (sat.), with H₂O, with NaCl (sat.), dried over MgSO₄, filtered and concentrated. Purification by flash chromatography (30% acetone/hexanes with 0.1% triethylamine) afforded the C₃ hydroxy, C₂₁ OTBDMS, C₉, C₁₀, C₁₁ enone-12-ol macrolide (77% yield) as a white solid. MH⁺(806.5)

EXAMPLE 59(B). C₂₁ OTBDMS, C₉, C₁₀, C₁₁ ENONE, C₃ OXO, C₁₂ OH
MACROLIDE



[00255] To C₂₁ OTBDMS, C₉, C₁₀, C₁₁ enone, C₃, C₁₂ diol macrolide (1 eq) in dichloromethane was added Dess-Martin periodinane (2 eq). After stirring for 2 hours, the solution was diluted with ethyl acetate and washed with 1:1 10% Na₂S₂O₃/NaHCO₃ (sat.), with NaCl (sat.), dried over MgSO₄, filtered, and concentrated. Purification by flash chromatography (15-20% acetone/hexanes with 0.1% triethylamine) afforded the C₂₁ OTBDMS, C₉, C₁₀, C₁₁ enone, C₃ oxo, C₁₂ OH macrolide (59% yield) as a white solid. MH⁺(804.5)

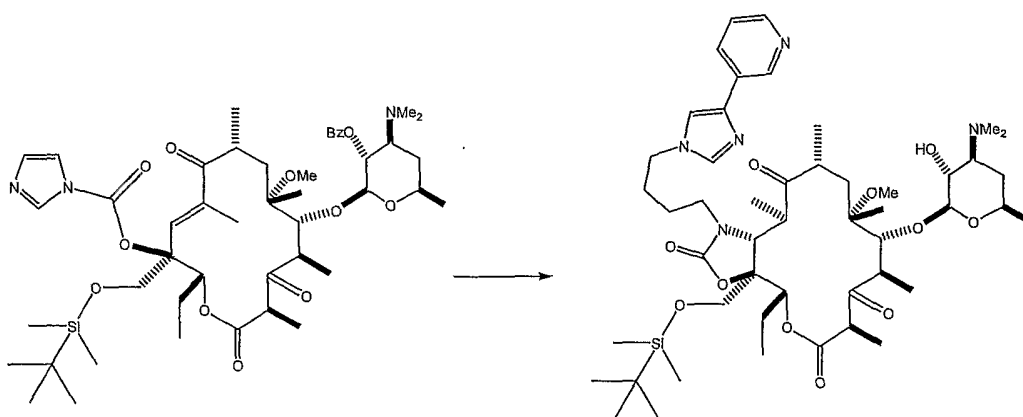
EXAMPLE 59(C). C₂₁ OTBDMS, C₁₀, C₁₁ ENONE, C₃ OXO, C₁₂ OCOIM
MACROLIDE



[00256] To a solution of C₂₁ OTBDMS, C₉, C₁₀, C₁₁ enone, C₃ oxo, C₁₂ OH macrolide (1 eq) and carbonyldiimidazole (3 eq) in tetrahydrofuran at 0°C was added sodium hydride (2 eq). After stirring for 10 hours at 0°C, ethyl acetate was added. While still at 0°C, NaHCO₃ (sat.) was added cautiously. The mixture was then diluted with ethyl acetate and was washed with NaHCO₃ (sat.), with NaCl (sat.), dried over MgSO₄, filtered, concentrated, and pumped yielding crude C₂₁ OTBDMS, C₉, C₁₀, C₁₁ enone, C₃ oxo, C₁₂ OCOIm macrolide. The crude material was used in the next step without further purification. MH⁺(898.5)

EXAMPLE 60

SYNTHESIS OF (3aR,4R,7R,9R,10R,11R,13R,15R,15aR)-3a-({[TERT-BUTYL(DIMETHYL)SILYL]OXY}METHYL)-4-ETHYL-11-METHOXY-7,9,11,13,15-PENTAMETHYL-2,6,8,14-TETRAOXO-1-[4-(4-PYRIDIN-3-YL-1H-IMIDAZOL-1-YL)BUTYL]TETRADECAHYDRO-2H-OXACYCLOTETRADECINO[4,3-D][1,3]OXAZOL-10-YL-3,4,6-TRIDEOXY-3-(DIMETHYLAMINO)-D-XYLO-HEXOPYRANOSIDE

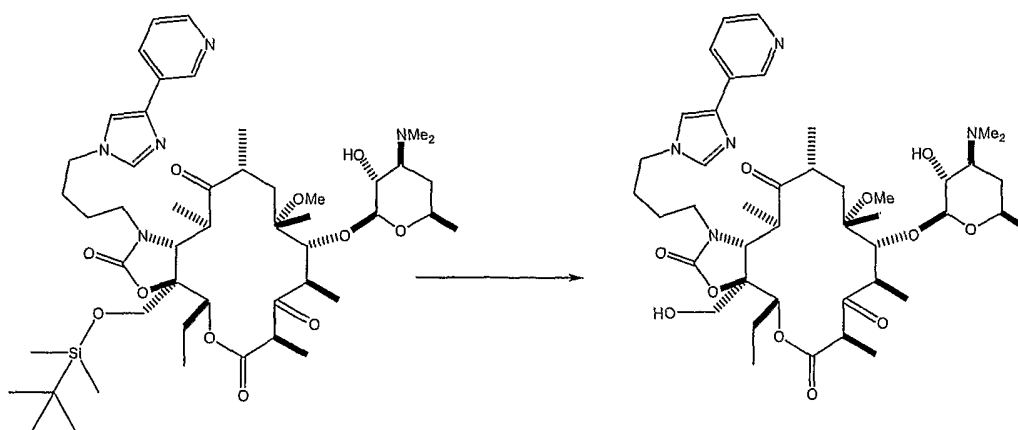


[00257] C₂₁ OTBDMS, C₉, C₁₀, C₁₁ enone, C₃ oxo, C₁₂ OCOIm macrolide (1 eq) was added to 4-(4-(3-pyridyl)imidazolyl)butylamine (6 eq); acetonitrile and water were added. The solution was heated at 60°C for 3 days. Upon cooling the reaction was diluted with ethyl acetate and washed with NaHCO₃ (sat.), NaCl (sat.), dried over MgSO₄, filtered, and concentrated. To the crude material was added dichloromethane, benzoic anhydride, triethylamine, and dimethylaminopyridine, 1:20:3:1, respectively. After standing for 12 hours, the solution was concentrated and purified by RP HPLC. The combined product fractions coming off the HPLC were diluted with ethyl acetate and NaHCO₃ was added. After mixing, the aqueous layer was separated and the organic layer was washed with NaCl (sat.), dried over MgSO₄, filtered, and concentrated, yielding benzoylated (3aR,4R,7R,9R,10R,11R,13R,15R,15aR)-3a-({[tert-butyl(dimethyl)silyl]oxy}-methyl)-4-ethyl-11-methoxy-7,9,11,13,15-pentamethyl-2,6,8,14-tetraoxo-1-[4-(4-pyridin-3-yl-1H-imidazol-1-yl)butyl]tetradecahydro-2H-oxacycLOTETRADECINO[4,3-d]-[1,3]oxazol-10-yl-3,4,6-trideoxy-3-(dimethylamino)-D-xylo-hexopyranoside (41% yield) as a white solid. To benzoylated (3aR,4R,7R,9R,10R,11R,13R,15R,15aR)-3a-({[tert-butyl(dimethyl)silyl]oxy}methyl)-4-ethyl-11-methoxy-7,9,11,13,15-penta-

methyl-2,6,8,14-tetraoxo-1-[4-(4-pyridin-3-yl-1H-imidazol-1-yl)butyl]tetradeca-hydro-2H-oxacyclotetradecino[4,3-d][1,3]oxazol-10-yl-3,4,6-trideoxy-3-(dimethyl-amino)-D-xylo-hexopyranoside (1 eq) was added methanol and the solution was heated at 65°C for 16 hours. Upon concentrating, the material was purified by RP HPLC. The combined product fractions coming off the HPLC were diluted with ethyl acetate and NaHCO₃ was added. After mixing, the aqueous layer was separated and the organic layer was washed with NaCl (sat.), dried over MgSO₄, filtered, concentrated, dissolved in acetonitrile/water, and lyophilized yielding (3aR,4R,7R,9R,10R,11R,13R,15R,15aR)-3a-([tert-butyl(dimethyl)silyl]oxy)-methyl-4-ethyl-11-methoxy-7,9,11,13,15-pentamethyl-2,6,8,14-tetraoxo-1-[4-(4-pyridin-3-yl-1H-imidazol-1-yl)butyl]tetradecahydro-2H-oxacyclotetradecino[4,3-d][1,3]oxazol-10-yl-3,4,6-trideoxy-3-(dimethylamino)-D-xylo-hexopyranoside (72% yield) as a white solid. MH⁺(942.60)

EXAMPLE 61

SYNTHESIS OF (3aR,4R,7R,9R,10R,11R,13R,15R,15aR)-4-ETHYL-3a-(HYDROXYMETHYL)-11-METHOXY-7,9,11,13,15-PENTAMETHYL-2,6,8,14-TETRAOXO-1-[4-(4-PYRIDIN-3-YL-1H-IMIDAZOL-1-YL)BUTYL]TETRADECAHYDRO-2H-OXACYCLOTETRADECINO[4,3-D][1,3]OXAZOL-10-YL-3,4,6-TRIDEOXY-3-(DIMETHYLAMINO)-D-XYLO-HEXOPYRANOSIDE

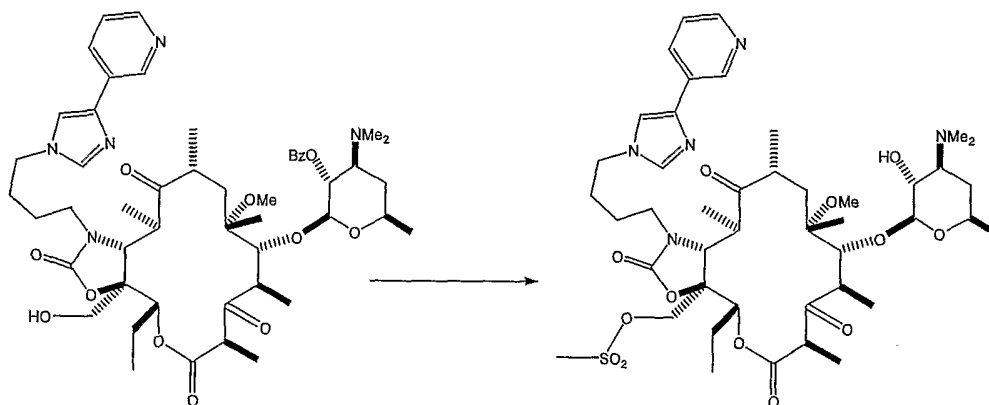


[00258] To (3aR,4R,7R,9R,10R,11R,13R,15R,15aR)-3a-([tert-butyl(dimethyl)silyl]oxy)methyl-4-ethyl-11-methoxy-7,9,11,13,15-pentamethyl-2,6,8,14-tetraoxo-1-[4-(4-pyridin-3-yl-1H-imidazol-1-yl)butyl]tetradecahydro-2H-

oxacyclotetradecino[4,3-d][1,3]oxazol-10-yl-3,4,6-trideoxy-3-(dimethylamino)-D-xylo-hexopyranoside (1 eq) in tetrahydrofuran was added acetic acid (2 eq) and tetrabutylammonium fluoride/1.0 M in tetrahydrofuran (2 eq). After standing for 48 hours, ethyl acetate was added and the solution was washed with NaHCO₃ (sat.), NaCl (sat.), dried over MgSO₄, filtered, and concentrated. Purification by RP HPLC afforded (3aR,4R,7R,9R,10R,11R,13R,15R,15aR)-4-ethyl-3a-(hydroxymethyl)-11-methoxy-7,9,11,13,15-pentamethyl-2,6,8,14-tetraoxo-1-[4-(4-pyridin-3-yl-1H-imidazol-1-yl)butyl]tetradecahydro-2H-oxacyclotetradecino[4,3-d][1,3]oxazol-10-yl-3,4,6-trideoxy-3-(dimethylamino)-D-xylo-hexopyranoside (48% yield) as a white solid. MH⁺(828.50)

EXAMPLE 62

SYNTHESIS OF [(3aR,4R,7R,9R,10R,11R,13R,15R,15aR)-4-ETHYL-11-METHOXY-7,9,11,13,15-PENTAMETHYL-2,6,8,14-TETRAOXO-1-[4-(4-PYRIDIN-3-YL-1H-IMIDAZOL-1-YL)BUTYL]-10-[[3,4,6-TRIDEOXY-3-(DIMETHYLAMINO)-D-XYLO-HEXOPYRANOSYL]OXY}DODECAHYDRO-2H-OXACYCLOTETRADECINO[4,3-D][1,3]OXAZOL-3a (4H)-YL[METHYL METHANESULFONATE

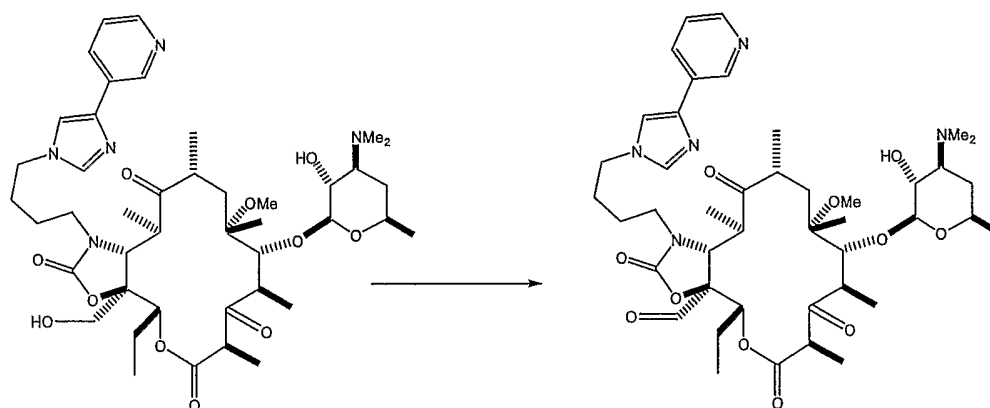


[00259] To benzoylated (3aR,4R,7R,9R,10R,11R,13R,15R,15aR)-4-ethyl-3a-(hydroxymethyl)-11-methoxy-7,9,11,13,15-pentamethyl-2,6,8,14-tetraoxo-1-[4-(4-pyridin-3-yl-1H-imidazol-1-yl)butyl]tetradecahydro-2H-oxacyclotetradecino[4,3-d][1,3]oxazol-10-yl-3,4,6-trideoxy-3-(dimethylamino)-D-xylo-hexopyranoside (1 eq) in pyridine was methanesulfonyl chloride (5 eq). After standing for 5 hours, the solution was concentrated, taken up in DMSO and purified by RP HPLC affording benzoylated [(3aR,4R,7R,9R,10R,11R,13R,15R,15aR)-4-ethyl-11-methoxy-7,9,11,-

13,15-pentamethyl-2,6,8,14-tetraoxo-1-[4-(4-pyridin-3-yl-1H-imidazol-1-yl)butyl]-10-{{[3,4,6-trideoxy-3-(dimethylamino)-D-xylo-hexopyranosyl]oxy} dodecahydro-2H-oxacyclotetradecino[4,3-d][1,3]oxazol-3a(4H)-yl)methyl methanesulfonate (81% yield) as a white solid. To benzoylated [(3aR,4R,7R,9R,10R,11R,13R,15R,15aR)-4-ethyl-11-methoxy-7,9,11,13,15-pentamethyl-2,6,8,14-tetraoxo-1-[4-(4-pyridin-3-yl-1H-imidazol-1-yl)butyl]-10-{{[3,4,6-trideoxy-3-(dimethylamino)-D-xylo-hexopyranosyl]oxy} dodecahydro-2H-oxacyclotetradecino[4,3-d][1,3]oxazol-3a(4H)-yl)methyl methanesulfonate (0.03 mmoles) was added methanol and the solution was heated at 65°C for 17 hours. Upon cooling the solution was concentrated and purified by RP HPLC yielding [(3aR,4R,7R,9R,10R,11R,13R,15R,15aR)-4-ethyl-11-methoxy-7,9,11,13,15-pentamethyl-2,6,8,14-tetraoxo-1-[4-(4-pyridin-3-yl-1H-imidazol-1-yl)butyl]-10-{{[3,4,6-trideoxy-3-(dimethylamino)-D-xylo-hexopyranosyl]oxy} dodecahydro-2H-oxacyclotetradecino[4,3-d][1,3]oxazol-3a(4H)-yl)methyl methanesulfonate (55% yield) as a white solid. MH^+ (906.50)

EXAMPLE 63

SYNTHESIS OF (3aS,4R,7R,9R,10R,11R,13R,15R,15aR)-4-ETHYL-3a-FORMYL-11-METHOXY-7,9,11,13,15-PENTAMETHYL-2,6,8,14-TETRAOXO-1-[4-(4-PYRIDIN-3-YL-1H-IMIDAZOL-1-YL)BUTYL]TETRADECAHYDRO-2H-OXACYCLOTETRADECINO[4,3-D][1,3]OXAZOL-10-YL-3,4,6-TRIDEOXY-3-(DIMETHYLAMINO)-D-XYLO-HEXOPYRANOSIDE

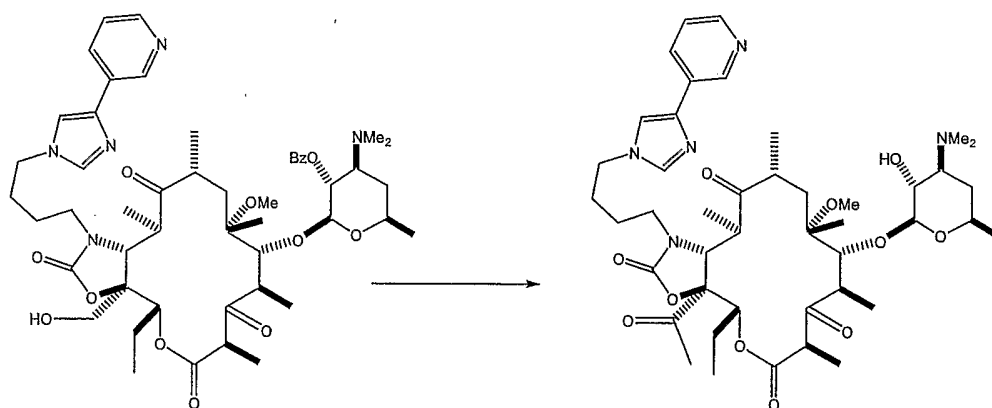


[00260] To (3aR,4R,7R,9R,10R,11R,13R,15R,15aR)-4-ethyl-3a-(hydroxymethyl)-11-methoxy-7,9,11,13,15-pentamethyl-2,6,8,14-tetraoxo-1-[4-(4-pyridin-3-yl-1H-imidazol-1-yl)butyl]tetradecahydro-2H-oxacyclotetradecino[4,3-

d][1,3]oxazol-10-yl-3,4,6-trideoxy-3-(dimethylamino)-D-xylo-hexopyranoside (1 eq) in dichloromethane was added Dess-Martin periodinane (1.1 eq). After stirring for 3 hours, more Dess-Martin periodinane (1 eq) was added. After stirring for an additional 15 hours, the solution was diluted with ethyl acetate and was washed with 1:1 10% $\text{Na}_2\text{S}_2\text{O}_3/\text{NaHCO}_3$ (sat.), with NaCl (sat.), dried over MgSO_4 , filtered, and concentrated. Purification by RP HPLC yielded (3aS,4R,7R,9R,10R,11R,13R,15R,15aR)-4-ethyl-3a-formyl-11-methoxy-7,9,11,13,15-pentamethyl-2,6,8,14-tetraoxo-1-[4-(4-pyridin-3-yl-1H-imidazol-1-yl)butyl]tetradecahydro-2H-oxacyclotetradecino[4,3-d][1,3]oxazol-10-yl-3,4,6-trideoxy-3-(dimethylamino)-D-xylo-hexopyranoside (19% yield) as a white solid. MH^+ (826.5)

EXAMPLE 64

SYNTHESIS OF (3aS,4R,7R,9R,10R,11R,13R,15R,15aR)-3a-ACETYL-4-ETHYL-11-METHOXY-7,9,11,13,15-PENTAMETHYL-2,6,8,14-TETRAOXO-1-[4-(4-PYRIDIN-3-YL-1H-IMIDAZOL-1-YL)BUTYL]TETRADECAHYDRO-2H-OXACYCLOTETRADECINO[4,3-D][1,3]OXAZOL-10-YL-3,4,6-TRIDEOXY-3-(DIMETHYLAMINO)-D-XYLO-HEXOPYRANOSIDE

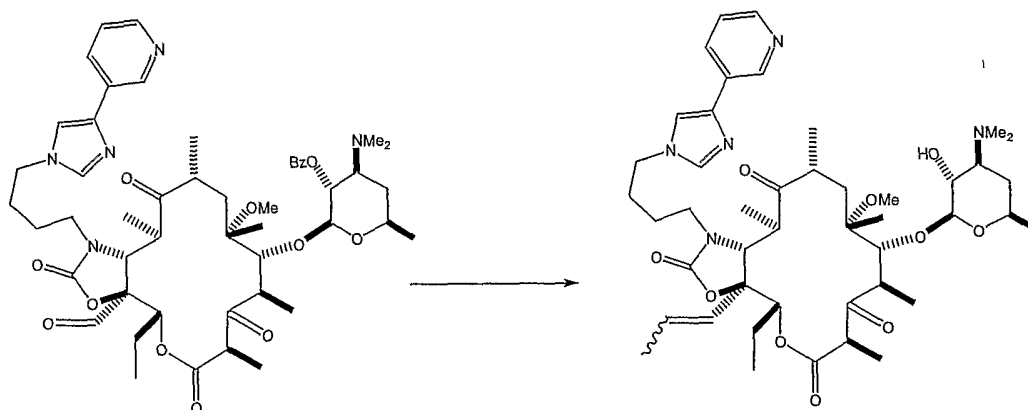


[00261] To benzoylated (3aR,4R,7R,9R,10R,11R,13R,15R,15aR)-4-ethyl-3a-(hydroxymethyl)-11-methoxy-7,9,11,13,15-pentamethyl-2,6,8,14-tetraoxo-1-[4-(4-pyridin-3-yl-1H-imidazol-1-yl)butyl]tetradecahydro-2H-oxacyclotetradecino[4,3-d][1,3]oxazol-10-yl-3,4,6-trideoxy-3-(dimethylamino)-D-xylo-hexopyranoside (1 eq) in dichloromethane was added Dess-Martin periodinane (2 eq). After stirring for 2.5 hours the solution was diluted with ethyl acetate and was washed with 1:1 10% $\text{Na}_2\text{S}_2\text{O}_3/\text{NaHCO}_3$ (sat.), with NaCl (sat.), dried over MgSO_4 , filtered, and

concentrated yielding C₂₁ aldehyde (94%). To the aldehyde (1 eq) in tetrahydrofuran (2 ml) at -78°C was added methyl lithium (0.5 eq). After stirring for 30 minutes at -78°C, acetone was added. The cooling bath was removed, NaHCO₃ (sat.) was added and upon warming to room temperature the solution was diluted with ethyl acetate, washed with NaHCO₃ (sat.), with NaCl (sat.), dried over MgSO₄, filtered and concentrated. Purification by RP HPLC yielded C₁₂ hydroxyethyl macrolide (50%). To this material in dichloromethane was added Dess-Martin periodinane (1 eq). After stirring for 2 hours, the solution was diluted with ethyl acetate and was washed with 1:1 10% Na₂S₂O₃/NaHCO₃ (sat.), with NaCl (sat.), dried over MgSO₄, filtered and concentrated yielding C₁₂ acetyl macrolide (99%). Methanol was added and the solution was heated at 65°C for 19 hours. Upon cooling the solution was concentrated and purified by RP HPLC yielding (3aS,4R,7R,9R,10R,11R,13R,15R,15aR)-3a-acetyl-4-ethyl-11-methoxy-7,9,11,13,15-pentamethyl-2,6,8,14-tetraoxo-1-[4-(4-pyridin-3-yl-1H-imidazol-1-yl)butyl]-tetradecahydro-2H-oxacyclotetradecino[4,3-d][1,3]oxazol-10-yl-3,4,6-trideoxy-3-(dimethylamino)-D-xylo-hexopyranoside (16.4 mg, 51% yield) as a white solid. MH⁺(840.5)

EXAMPLE 65

SYNTHESIS OF (3aS,4R,7S,9R,10R,11S,13R,15R,15aR)-3a,4-DIETHYL-7-FLUORO-11-METHOXY-7,9,11,13,15-PENTAMETHYL-2,6,8,14-TETRAOXO-1-(4-QUINOLIN-2-YLBUTYL)TETRADECAHYDRO-2H-OXACYCLOTETRADECINO[4,3-D][1,3]OXAZOL-10-YL-3,4,6-TRIDEOXY-3-(DIMETHYLAMINO)-D-XYLO-HEXOPYRANOSIDE and (3aS,4R,7R,9R,10R,11S,13R,15R,15aR)-4-ETHYL-11-METHOXY-7,9,11,13,15-PENTAMETHYL-2,6,8,14-TETRAOXO-3a-[(1E)-PROP-1-ENYL]-1-[4-(4-PYRIDIN-3-YL-1H-IMIDAZOL-1-YL)BUTYL]TETRADECAHYDRO-2H-OXACYCLOTETRADECINO[4,3-D][1,3]OXAZOL-10-YL 3,4,6-TRIDEOXY-3-(DIMETHYLAMINO)-D-XYLO-HEXOPYRANOSIDE

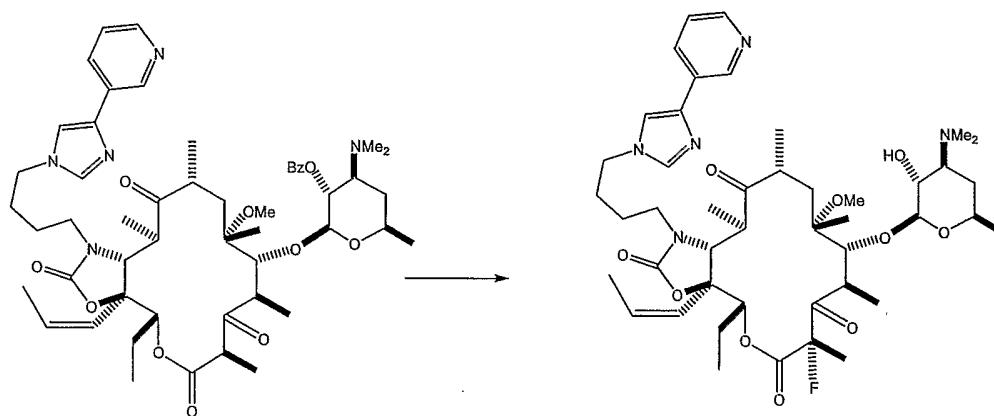


[00262] To ethyl triphenylphosphonium bromide (1 eq) in tetrahydrofuran at -78°C was added lithium bis(trimethylsilyl)amide/ 1.0 M in tetrahydrofuran (1 eq). The cooling bath was removed and the solution was stirred for 1 hour. After cooling the solution back to -78°C , C_{21} aldehyde macrolide (3 eq) in tetrahydrofuran was added. The cooling bath was removed and the solution was stirred for 64 hours at which time ethyl acetate was added. The solution was washed with NaHCO_3 (sat.), with NaCl (sat.), dried over MgSO_4 , filtered and concentrated. Purification through flash chromatography (0-3-5-10% methanol/dichloromethane with 0.1% triethylamine) and subsequently by preparatory RP HPLC, yielded the Z- C_{12} -prenyl macrolide (smaller retention time, 23% yield) as a white solid and E- C_{12} prenyl macrolide (larger retention time, 10% yield) as a white solid. To the benzoylated isomers (1 eq) was added methanol and the solution was heated at 65°C for 14 hours. Upon concentrating, the material was purified by RP HPLC. The combined product fractions coming off the HPLC were diluted with ethyl acetate and NaHCO_3 was added. After mixing, the aqueous layer was separated and the organic layer was washed with NaCl (sat.), dried over MgSO_4 , filtered, concentrated, dissolved in acetonitrile/water and lyophilized yielding the products (3aS,4R,7S,9R,10R,11S,13R,15R,15aR)-3a,4-diethyl-7-fluoro-11-methoxy-7,9,11,-13,15-pentamethyl-2,6,8,14-tetraoxo-1-(4-quinolin-2-ylbutyl)tetradecahydro-2H-oxacyclotetradecino[4,3-d][1,3]oxazol-10-yl-3,4,6-trideoxy-3-(dimethylamino)-D-xyllo-hexopyranoside and (3aS,4R,7R,9R,10R,11S,13R,15R,15aR)-4-ethyl-11-methoxy-7,9,11,13,15-pentamethyl-2,6,8,14-tetraoxo-3a-[(1E)-prop-1-enyl]-1-[4-(4-pyridin-3-yl-1H-imidazol-1-yl)butyl]tetradecahydro-2H-oxacyclotetradecino[4,3-d]-

[1,3]oxazol-10-yl 3,4,6-trideoxy-3-(dimethylamino)-D-xylo-hexopyranoside (71% yield) as white solids. MH^+ (838.04)

EXAMPLE 66

SYNTHESIS OF (3aS,4R,7S,9R,10R,11S,13R,15R,15aR)-4-ETHYL-7-FLUORO-11-METHOXY-7,9,11,13,15-PENTAMETHYL-2,6,8,14-TETRAOXO-3a-[(1Z)-PROP-1-ENYL]-1-[4-(4-PYRIDIN-3-YL-1H-IMIDAZOL-1-YL)BUTYL]TETRADECAHYDRO-2H-OXACYCLOTETRADECINO[4,3-D][1,3]OXAZOL-10-YL-3,4,6-TRIDEOXY-3-(DIMETHYLAMINO)-D-XYLO-HEXOPYRANOSIDE



[00263] To benzoylated (3aS,4R,7S,9R,10R,11S,13R,15R,15aR)-3a,4-diethyl-7-fluoro-11-methoxy-7,9,11,13,15-pentamethyl-2,6,8,14-tetraoxo-1-(4-quinolin-2-yl-butyl)tetradecahydro-2H-oxacyclopentadecino[4,3-d][1,3]oxazol-10-yl-3,4,6-trideoxy-3-(dimethylamino)-D-xylo-hexopyranoside (1 eq) in DMF at 0°C was added 60% NaH (2 eq). After stirring for 1 hour at 0°C, N-fluorobenzenesulfonimide (1.1 eq) was added. After stirring for an additional hour at 0°C, the solution was diluted with ethyl acetate and $NaHCO_3$ (sat.) was added cautiously to quench. The reaction was then added to ethyl acetate and was washed with $NaHCO_3$ (sat.), NaCl (sat.), dried over $MgSO_4$, filtered, and concentrated. Methanol was added and the solution was heated at 60°C for 15 hours. Upon concentrating, the material was purified by silica gel chromatography (0-5-10% methanol/dichloromethane with 0.1% triethylamine) and then by RP HPLC. The combined product fractions coming off the HPLC were diluted with ethyl acetate and $NaHCO_3$ was added. The aqueous layer was separated and the organic layer was washed with NaCl (sat.), dried over $MgSO_4$, filtered,

concentrated and lyophilized from MeCN:H₂O yielding (3aS,4R,7S,9R,10R,11S,13R,15R,15aR)-4-ethyl-7-fluoro-11-methoxy-7,9,11,13,15-pentamethyl-2,6,8,14-tetraoxo-3a-[(1Z)-prop-1-enyl]-1-[4-(4-pyridin-3-yl-1H-imidazol-1-yl)butyl]tetradecahydro-2H-oxacyclotetradecino[4,3-d][1,3]oxazol-10-yl-3,4,6-trideoxy-3-(dimethylamino)-D-xyllo-hexopyranoside (40% yield) as a white solid. MH⁺(856.50)

EXAMPLE 67
C₁₂ MODIFICATION VIA KETONE INTERMEDIATE
TO GENERATE KETOLIDES (SCHEME 2A, R = H)

EXAMPLE 67(A). SYNTHESIS OF COMPOUND 12

[00264] Referring to Scheme 2a, to a -78°C 0.02 M CH₂Cl₂:MeOH (19:1 v/v) solution containing the alkene **11** (Example 3) and 1.2 eq TsOH:H₂O (both azeotropically dried with benzene before use) was bubbled in O₃ until a medium blue color appeared. The reaction was stirred for an additional 10 minutes and then sparged with N₂ until the solution became colorless. After adding dimethyl sulfide (3.0 eq), the solution was stirred for 10 min, treated with Et₃N (5 eq), warmed to room temperature, and concentrated. Purification by silica gel chromatography (7:1 hexane:acetone with 1% Et₃N) gave the ketone product **12**. ES/MS *m/z* 982.5 (MH⁺), C₅₄H₇₉NO₁₅ = 981.5 g/mol.

EXAMPLE 67(B). SYNTHESIS OF COMPOUND 13

[00265] NaBH₄ (4 eq) was added to a 0.2 M EtOH solution of ketone **12**. After stirring at room temperature for 20 h, the reaction was poured into 4:1 CH₂Cl₂:NaHCO₃ (aq.) and stirred vigorously for 1 h. The aq. layer was washed with brine, dried over MgSO₄, filtered, and concentrated. The residue was resuspended in MeOH and stirred overnight. After removing the MeOH *in vacuo*, the residue was dissolved in EtOAc. The resulting solution was washed with NaHCO₃ (aq.), water, and brine, dried over MgSO₄, filtered, and concentrated to give the crude product **13**. ES/MS *m/z* 985 (MH⁺), C₅₄H₈₁NO₁₅ = 984 g/mol.

EXAMPLE 67(C). SYNTHESIS OF COMPOUND 14

[00266] To a 0°C 0.2 M CH₂Cl₂ solution containing alcohol **13** and DMAP (0.5 eq) was added Et₃N (3 eq) followed by addition of MsCl (1.5 eq) over a 0.5 h period. After 15 min, the reaction was quenched with sat. NaHCO₃ (aq.) and poured into EtOAc. The organic layer was washed with water and brine, dried, filtered, and concentrated to give the crude product **14**. ES/MS *m/z* 1063 (MH⁺), C₅₅H₈₃NO₁₇S = 1062 g/mol.

EXAMPLE 67(D). SYNTHESIS OF COMPOUND 15

[00267] To a 0.08 M MeCN solution of acetone **14** was added 10% HCl (aq) to give a 2:1 (v/v) MeCN:H₂O mixture. After stirring for 14 h, 1N NaOH was added until an approximate pH 9 solution persisted. The organic solvent was then removed *in vacuo* and the remaining solution was extracted with CH₂Cl₂ (2x). The organic extracts were washed with brine, dried, filtered, concentrated, and purified by silica gel chromatography (3:1 to 2:1 hexanes:acetone with 1% Et₃N gradient) to give the triol **15**. ES/MS *m/z* 760 (MH⁺), C₃₇H₆₁NO₁₃S = 759 g/mol.

EXAMPLE 67(E). SYNTHESIS OF COMPOUND 16

[00268] To a 0.1 M CH₂Cl₂ solution of triol **6** at 0°C was added the Dess-Martin periodinane (2.1 eq). After 26 h, the reaction was quenched with sat. NaHCO₃ (aq.) diluted with CH₂Cl₂, filtered through celite, washed with brine, dried over MgSO₄, filtered, and concentrated. Purification by silica gel chromatography (4:1 hexanes:acetone with 1% Et₃N) gave the diketone **16**. ES/MS *m/z* 756 (MH⁺), C₃₇H₅₇NO₁₃S = 755 g/mol.

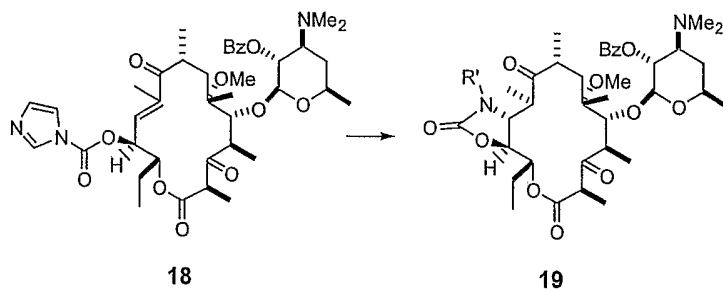
EXAMPLE 67(F). SYNTHESIS OF COMPOUND 17

[00269] DBU (2 eq) was quickly added to a 0.1 M acetone solution of alcohol **16** and stirred overnight at room temperature. The mixture was then concentrated and the residue was purified by silica gel chromatography (4:1 hexanes:acetone with 1% Et₃N) to give enone **17**. ES/MS *m/z* 660 (MH⁺), C₃₆H₅₃NO₁₀ = 659 g/mol.

EXAMPLE 67(G). SYNTHESIS OF COMPOUND 18

[00270] To a -15°C 0.2M THF solution of alcohol **17** and carbonyl diimidazole (2 eq) was added NaH (1.2 eq). After stirring for 15 min., the solution was warmed to 0°C , diluted with EtOAc, and quenched with sat. NaHCO_3 (aq.). The aq. layer was extracted with EtOAc (2x) and the extracts were washed with water and brine, dried over MgSO_4 , filtered, and concentrated to give the crude carbamate **18**.

EXAMPLE 67(H). SYNTHESIS OF COMPOUND 19



[00271] A 0.2M MeCN:H₂O (9:1 v/v) solution containing carbamate **18** and ammonia (4 eq) was heated at 70°C for 23 h. The reaction was then poured into EtOAc and washed with NaHCO_3 , water, and brine, dried over MgSO_4 , filtered, and concentrated. Purification by silica gel chromatography (1:1 to 1:2 hexanes:acetone with 1% Et₃N gradient) gave the cyclic carbamate **19**. **19a**: R' = H, ES/MS m/z 703 (MH^+), $\text{C}_{37}\text{H}_{54}\text{N}_2\text{O}_{11}$ = 702 g/mol.

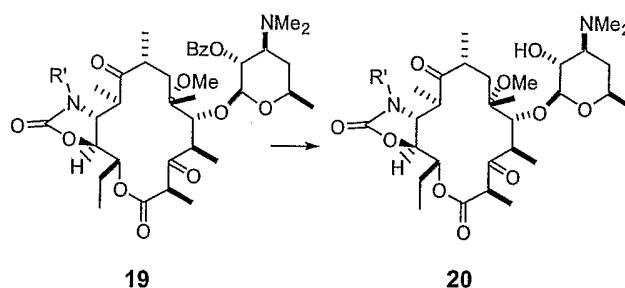
[00272] Compounds with variations in the R' were obtained by following the procedure for the synthesis of **19a** and substituting the appropriate amine in place of ammonia. The requisite amine starting materials are set forth in Table 1 below to give the following analogs:

TABLE 1
AMINE STARTING MATERIALS

ID	Amine	R'	ES/MS (MH⁺)
19b	4-(4-phenyl-imidazol-1-yl)- butylamine	4-(4-phenyl-imidazol-1-yl)-butyl	901
19c	4-quinolin-4-yl-butylamine	4-quinolin-4-yl-butyl	886
19d	4-imidazo[4,5-b]pyridin-3-yl- butylamine	4-imidazo[4,5-b]pyridin-3-yl-butyl	876
19e	4-imidazo[4,5-b]pyridin-1-yl- butylamine	4-imidazo[4,5-b]pyridin-1-yl-butyl	876
19f	4-(4-phenyl-imidazol-1-yl)-propyl amine	4-(4-phenyl-imidazol-1-yl)-propyl	887
19g	4-imidazo[4,5-b]pyridin-1-yl- propylamine	4-imidazo[4,5-b]pyridin-1-yl-propyl	862
19h	4-imidazo[4,5-b]pyridin-3-yl- propylamine	4-imidazo[4,5-b]pyridin-3-yl-propyl	862
19i	4-indol-1-yl-butylamine	4-indol-1-yl-butyl	874
19j	4-(2-quinolyl)butylamine	4-(2-quinolyl)butyl	887
19k	4-(4-(3-pyridyl)imidazolyl)butyl amine	4-(4-(3-pyridyl)imidazolyl)butyl	903
19l	4-(4-(4-pyridyl)imidazolyl)butyl amine	4-(4-(4-pyridyl)imidazolyl)butyl	903
19m	4-pyrrolo[3,2-b]pyridinylbutyl amine	4-pyrrolo[3,2-b]pyridinylbutyl	876
19n	4-(3-quinolyl)butylamine	4-(3-quinolyl)butyl	887
19o	4-(2-methyl-4-quinolyl)butyl amine	4-(2-methyl-4-quinolyl)butyl	901
19p	4-[2-(trifluoromethyl)-4- quinolyl]butylamine	4-[2-(trifluoromethyl)-4-quinolyl]butyl	955
19q	4-[8-(trifluoromethyl)-4- quinolyl]butylamine	4-[8-(trifluoromethyl)-4-quinolyl]butyl	955

19r	3-(4-(3-pyridyl)phenoxy)propyl amine	3-(4-(3-pyridyl)phenoxy)propyl	915
19s	3-(3-(3-pyridyl)phenoxy)propyl amine	3-(3-(3-pyridyl)phenoxy)propyl	915
19t	4-(5-phenyl-1,3-thiazol-2-yl)butyl amine	4-(5-phenyl-1,3-thiazol-2-yl)butyl	919
19u	4-[5-(2,4-difluorophenyl)-1,3-thiazol-2-yl]butylamine	4-[5-(2,4-difluorophenyl)-1,3-thiazol-2-yl]butyl	955
19v	4-[5-(3-aminophenyl)-1,3-thiazol-2-yl]butylamine	4-[5-(3-aminophenyl)-1,3-thiazol-2-yl]butyl	934
19w	oxy(2-phenoxyethyl)amine	R'NH ₂ = oxy(2-phenoxyethyl)amine	840

EXAMPLE 67(I). SYNTHESIS OF COMPOUND 20



[00273] A 0.06 M MeOH solution of each of **19a-19w** was heated at 70°C for 23 h. The solvent was removed *in vacuo* and the residue was purified by silica gel chromatography (2:3 hexanes:acetone with 2% Et₃N) to give the desired product **20a-20w** as shown in Table 2 below:

TABLE 2

Compound		ES/MS	MS
ID	R'	(MH+)	Formula (g/mol)
20a	H	599	C ₃₀ H ₅₀ N ₂ O ₁₀ 598
20b	4-(4-phenyl-imidazol-1-yl)-butyl	797	C ₄₃ H ₆₄ N ₄ O ₁₀ 796
20c	4-quinolin-4-yl-butyl	782	C ₄₃ H ₆₃ N ₃ O ₁₀ 781
20d	4-imidazo[4,5-b]pyridin-3-yl-butyl	772	C ₄₀ H ₆₁ N ₅ O ₁₀ 771
20e	4-imidazo[4,5-b]pyridin-1-yl-butyl	772	C ₄₀ H ₆₁ N ₅ O ₁₀ 771
20f	4-(4-phenyl-imidazol-1-yl)-propyl	783	C ₄₂ H ₆₂ N ₄ O ₁₀ 782
20g	4-imidazo[4,5-b]pyridin-1-yl-propyl	758	C ₃₉ H ₅₆ N ₅ O ₁₀ 757
20h	4-imidazo[4,5-b]pyridin-3-yl-propyl	758	C ₃₉ H ₅₆ N ₅ O ₁₀ 757
20i	4-indol-1-yl-butyl	770	C ₄₂ H ₆₃ N ₃ O ₁₀ 769
20j	4-(2-quinolyl)butyl	783	C ₄₃ H ₆₃ N ₃ O ₁₀ 782
20k	4-(4-(3-pyridyl)imidazolyl)butyl	799	C ₄₂ H ₆₃ N ₅ O ₁₀ 798
20l	4-(4-(4-pyridyl)imidazolyl)butyl	799	C ₄₂ H ₆₃ N ₅ O ₁₀ 798
20m	4-pyrrolo[3,2-b]pyridinylbutyl,	772	C ₄₁ H ₆₂ N ₄ O ₁₀ 771
20n	4-(3-quinolyl)butyl,	783	C ₄₃ H ₆₃ N ₃ O ₁₀ 782
20o	4-(2-methyl-4-quinolyl)butyl	797	C ₄₄ H ₆₅ N ₃ O ₁₀ 796
20p	4-[2-(trifluoromethyl)-4-quinolyl]butyl	851	C ₄₄ H ₆₂ F ₃ N ₃ O ₁₀ 850
20q	4-[8-(trifluoromethyl)-4-quinolyl]butyl	851	C ₄₄ H ₆₂ F ₃ N ₃ O ₁₀ 850
20r	3-(4-(3-pyridyl)phenoxy)propyl	811	C ₄₄ H ₆₃ N ₃ O ₁₁ 810
20s	3-(3-(3-pyridyl)phenoxy)propyl	811	C ₄₄ H ₆₃ N ₃ O ₁₁ 810
20t	4-(5-phenyl-1,3-thiazol-2-yl)butyl	815	C ₄₃ H ₆₃ N ₃ O ₁₀ S 814
20u	4-[5-(2,4-difluorophenyl)-1,3-thiazol-2-yl]butyl	851	C ₄₃ H ₆₁ F ₂ N ₃ O ₁₀ S 850
20v	4-[5-(3-aminophenyl)-1,3-thiazol-2-yl]butyl	830	C ₄₃ H ₆₄ N ₄ O ₁₀ S 829
20w	R'NH ₂ = oxy(2-phenoxyethyl)amine	736	C ₃₈ H ₅₈ N ₂ O ₁₂ 735

EXAMPLE 68
C₁₂ MODIFICATION VIA KETONE INTERMEDIATE
TO GENERATE ANALOGS WITH A C₃ SUGAR (SCHEME 2B)

EXAMPLE 68(A). SYNTHESIS OF COMPOUND 21

[00274] Referring to Scheme 2b, an aqueous solution of acetic acid (84 eq) was added to acetone **14** (Example 67(c)) in MeCN to give a 0.08 M MeCN:H₂O solution (2:1 v/v). The reaction was stirred for 16 h at 65-70°C and then concentrated from toluene/*i*PrOH (2x) and toluene (1x). Purification by silica gel chromatography (4:1 hexanes:acetone with 1% Et₃N gradient) gave diol **21**. ES/MS *m/z* 1022.5 (MH⁺), C₅₂H₇₉NO₁₇ S= 1021.5 g/mol.

EXAMPLE 68(B). SYNTHESIS OF COMPOUND 22

[00275] To a 0.1 M CH₂Cl₂ solution of diol **21** at 0°C was added the Dess-Martin periodinane (1.05 eq) and the resulting mixture was warmed to room temperature over 1.5 h. After 3 h, an additional periodinane (0.1 eq) was added and stirring was continued for 2 h. The reaction was quenched with sat. NaHCO₃ (aq.) followed with EtOAc. After vigorously stirring for 15 min, the solution was filtered through celite with additional EtOAc. The organic layer was washed with NaHCO₃ (aq.) and brine, dried over MgSO₄, filtered, and concentrated. Purification by silica gel chromatography (6:1 hexanes:acetone with 1% Et₃N) gave the ketone **22**. ES/MS *m/z* 1020 (MH⁺), C₅₂H₇₇NO₁₇ S= 1019 g/mol.

EXAMPLE 68(C). SYNTHESIS OF COMPOUND 23

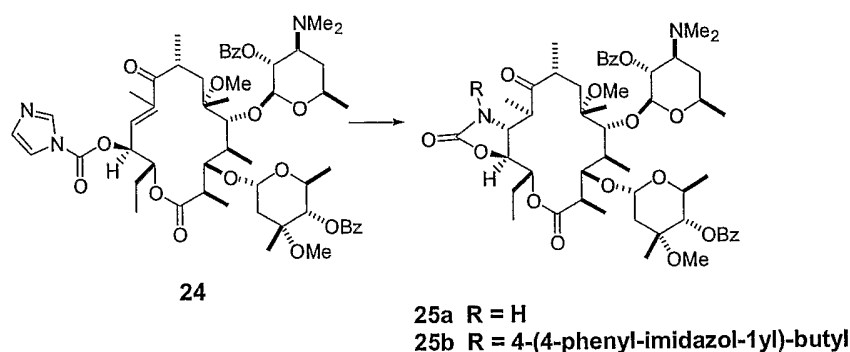
[00276] DBU (3.3 eq) was quickly added to a 0.08 M acetone solution of alcohol **22**, stirred for 23 h, and then concentrated. The residue was suspended in EtOAc, washed with NaHCO₃ (aq.) and brine, dried over MgSO₄, filtered, and concentrated again. Purification by silica gel chromatography (4:1 hexanes:acetone with 1% Et₃N) gave the enone **23**. ES/MS *m/z* 924 (MH⁺), C₅₁H₇₃NO₁₄ = 923 g/mol.

EXAMPLE 68(D). SYNTHESIS OF COMPOUND 24

[00277] To a -15°C 0.2 M THF solution of alcohol **23** and carbonyl diimidazole (2 eq) was added NaH (1.2 eq). After stirring for 0.5 h, the solution was

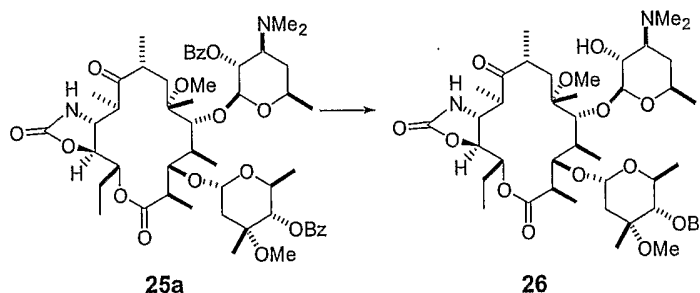
warmed to 0°C and stirred for an additional 2 h. The reaction was next diluted with EtOAc and quenched with sat. NaHCO₃ (aq.). The organic layer was washed with brine, dried over MgSO₄, filtered, and concentrated to give the crude carbamate **24**.

EXAMPLE 68(E). SYNTHESIS OF COMPOUND 25



[00278] To a 0.1 M MeCN:THF (5:1) solution of carbamate **24** was added NH₄OH (20 eq) and heated at 50°C for 23 h. The reaction was then poured into CH₂Cl₂ and washed with brine, dried over MgSO₄, filtered, and concentrated. Purification by silica gel chromatography (7:2 hexanes:acetone with 1% Et₃N) gave the cyclic carbamate **25a**. ES/MS *m/z* 967.5 (MH⁺), C₅₂H₇₄N₂O₁₅ = 966.5 g/mol. Cyclic carbamate formation using 4-(4-phenyl-imidazol-1-yl)-butylamine was performed in a similar fashion to give compound **25b**. ES/MS *m/z* 1166 (MH⁺), C₆₅H₈₈N₄O₁₅ = 1165 g/mol.

EXAMPLE 68(F). SYNTHESIS OF COMPOUND 26



[00279] A 0.05 M MeOH solution of **25a** was heated at 75°C for 24 h. The solvent was removed *in vacuo* and the residue was purified by silica gel

chromatography (3:1 hexanes:acetone with 1% Et₃N) to give the desired product **26**. ES/MS *m/z* 863 (MH⁺), C₄₅H₇₀N₂O₁₄ = 862 g/mol.

EXAMPLE 69
ERYTHROMYCIN C₁₂ ALKENE FORMATION (SCHEME 4)

EXAMPLE 69(A). SYNTHESIS OF COMPOUND 28

[00280] Referring to Scheme 4, 0.07 M CH₂Cl₂:dimethoxypropane (2:1) solution containing 9-dihydroerythromycin A **27** and PPTS (2 eq) was heated at 50-55°C for 2.5 h. The reaction was cooled to room temperature, quenched with Et₃N (2.1 eq), and diluted with CH₂Cl₂. The solution was next washed with sat. NaHCO₃ (aq.), water, and brine, dried over MgSO₄, filtered, and concentrated. Purification by silica gel chromatography (2:1 hexanes:acetone with 1% Et₃N) gave the desired acetonide **28**. ES/MS *m/z* 776 (MH⁺), C₄₀H₇₃NO₁₃ = 775 g/mol.

EXAMPLE 69(B). SYNTHESIS OF COMPOUND 29

[00281] A 0.15 M EtOAc solution containing compound **28** (azeotropically dried with benzene), DMAP (4 eq, azeotropically dried with benzene), Bz₂O (4 eq), and Et₃N (4 eq) was stirred for 20 h, after which time the solution was diluted with EtOAc and quenched with sat. NaHCO₃ (aq). The organic layer was then washed with brine, dried, filtered, and concentrated. Purification by silica gel chromatography (8:1 hexanes:acetone with 1% Et₃N) gave the benzoate **29**. ES/MS *m/z* 985 (MH⁺), C₅₄H₈₁NO₁₅ = 984 g/mol.

EXAMPLE 69(C). SYNTHESIS OF COMPOUND 30

[00282] To a 0°C 0.1 M EtOAc solution of compound **29** was quickly added Et₃N (4 eq.) followed by SOCl₂ (1.1 eq). The reaction was stirred for 80 min, then quenched with sat. NaHCO₃ (aq.) and poured into EtOAc. The organic layer was washed with brine, dried over MgSO₄, filtered, and concentrated. Purification by silica gel chromatography (3:2 hexanes:ethyl acetate with 1% Et₃N) gave the alkene product **30**. ES/MS *m/z* 967 (MH⁺), C₅₄H₇₉NO₁₄ = 966 g/mol.

EXAMPLE 70
SYNTHESIS OF 6-O-ALKYL KETOLIDE ANALOGS
(SCHEME 5A)

EXAMPLE 70(A). SYNTHESIS OF COMPOUND 300 (R = ME)

[00283] Step 1. Referring to Scheme 5a, to a 0°C 0.1 M CH₂Cl₂ solution containing **30** was added mCPBA (5 eq). Warmed the reaction to room temperature and stirred for 16 h. Added cyclohexene (4 eq) and continued stirring for another 16 h. Poured into cold NaHCO₃ aq. and extracted with CH₂Cl₂ (3x). The organic extracts were washed with saturated NaHCO₃ aq. (6x) and brine (2x), dried with Na₂SO₄ and concentrated *in vacuo* to give the N-oxide epoxide intermediate. This intermediate was dissolved in CH₂Cl₂ (0.1 M). To this solution at 0°C was added sequentially isopropanol (2 eq) and tetra-n-propylammonium perruthenate (5 mol%). Warmed to room temperature and stirred for 16 h. Concentrated *in vacuo* to give a black residue. Purification by silica gel chromatography (5:1 hexane:acetone with 1% Et₃N) gave the epoxide product. ES/MS *m/z* 982.5 (MH⁺), C₅₄H₇₉NO₁₅ = 981.5 g/mol.

[00284] Step 2. A solution (0.1 M in anhydrous diethyl ether) of compound obtained from step 1 was added to dimethyl lithium cuprate (LiMe₂Cu) solution (0.1 M in anhydrous diethyl ether, 5 eq) at -78 °C. The mixture was warmed to 0°C and stirred under this temperature for 8 h, poured into cold NH₄Cl (aq.) and the pH of aqueous was approximately 7, and extracted with ether and CH₂Cl₂. The organic extracts were combined, washed with brine, dried over Na₂SO₄ and concentrated *in vacuo*. The resulting residue was purified by silica gel chromatography (5:1 hexane:acetone with 1% Et₃N) to give the C₁₂-ethyl intermediate. ES/MS *m/z* 999 (MH⁺), C₅₅H₈₃NO₁₅ = 998 g/mol.

[00285] Step 3. An aqueous solution of acetic acid (100 eq) was added to acetonide from step 2 in MeCN to give a 0.08 M MeCN:H₂O solution (2:1 v/v). The reaction was stirred for 70 h at 65-70°C and neutralized with saturated NaHCO₃ (aq.). The reaction was extracted with CH₂Cl₂, and the organic layer was washed with brine, dried over Na₂SO₄, filtered, concentrated, and purified by silica gel chromatography

(4:1 hexanes:acetone with 1% Et₃N) to afford 9,11-diol. ES/MS *m/z* 959 (MH⁺), C₅₂H₇₉NO₁₅ = 958 g/mol.

[00286] Step 4. To a 0°C CH₂Cl₂ solution (0.2 M) of product obtained from step 3 was added tetra-*n*-propylammonium perruthenate (5 mol%), *N*-methylmorpholine *N*-oxide (1.2 eq) and 3 Å molecular sieves (100 wt. %). The reaction was stirred under argon at 0°C for 16 h. Diluted with EtOAc and filtered through a celite pad. The filtrate was concentrated *in vacuo* to give a residue which was purified by flash column chromatography (2:1 hexane/EtOAc + 1% Et₃N). Compound **300** (R = Me) was obtained as white foam. ES/MS *m/z* 956 (MH⁺), C₅₂H₇₇NO₁₅ = 955 g/mol.

EXAMPLE 70(B). SYNTHESIS OF 301 (R = ME)

[00287] Step 1. A 50% (w/w) aqueous solution of hydroxylamine (13 eq) was added to a 0.5 M solution of compound **300** in 2-propanol. Glacial acetic acid (4.2 eq) was added. The mixture was stirred at 50°C for 18 h and then returned to ambient temperature. The reaction mixture was poured into dichloromethane and saturated aqueous sodium bicarbonate. The pH of the aqueous layer was adjusted to 9 with 6N sodium hydroxide, and the layers were separated. The organic phase was washed with brine, dried over magnesium sulfate, filtered, and concentrated. The crude material was purified by flash chromatography over silica gel (2:1 hexanes:acetone + 2% triethylamine) to give the desired product. ES/MS *m/z* 868 (M+H⁺), C₄₅H₇₄N₂O₁₄ = 867 g/mol.

[00288] Step 2. A 0.3 M solution of the compound from step 1 in dichloromethane was cooled to 0°C. 2,2-dimethoxypropane (10 eq) and pyridinium *p*-toluenesulfonate (2 eq) were added. After 0.5 h, the reaction was brought to ambient temperature. The mixture was stirred for 48 h and poured into dichloromethane and saturated aqueous sodium bicarbonate. The layers were separated. The organic phase was washed with water then brine, dried over magnesium sulfate, filtered, and concentrated. The crude material was re-dissolved in

toluene and concentrated. The material was used without further purification. ES/MS m/z 940 ($M+H^+$), $C_{49}H_{82}N_2O_{15} = 939$ g/mol.

[00289] Step 3. Benzoic anhydride (1.5 eq) was added to a 0.2 M solution of the compound from step 2 in EtOAc. The mixture was stirred at ambient temperature for 6 h and then poured into EtOAc and saturated sodium bicarbonate. The layers were separated. The organic layer was washed with water and brine, dried over magnesium sulfate, filtered, and concentrated. The crude material was purified by flash chromatography over silica gel (eluting with 6:1 hexanes:acetone + 1% TEA) to give compound **301**. ES/MS m/z 1044 ($M+H^+$), $C_{56}H_{86}N_2O_{16} = 1043$ g/mol.

EXAMPLE 70(C). SYNTHESIS OF 302 (R = ME)

[00290] Step 1. 6-O-alkylation.

[00291] A. Allylation (O-Z = O-allyl). A 0.1M solution of compound **301** in 1:1 THF:DMSO was cooled to 5°C. Freshly distilled allyl bromide (4 eq) was added. A 0.5 M solution of potassium tert-butoxide in 1:1 THF:DMSO (3 eq) was added over 2 h while keeping the reaction mixture at 5-7°C. The mixture was poured into EtOAc and saturated sodium bicarbonate. The layers were separated. The organic layer was washed with water and brine, dried over magnesium sulfate, filtered, and concentrated. The crude material was used without further purification. ES/MS m/z 1084 ($M+H^+$), $C_{59}H_{90}N_2O_{16} = 1083$ g/mol.

[00292] B. Propargylation (O-Z = O-propargyl). A 0.15 M solution of compound **301** in 2:1 THF:DMSO was cooled to 10°C. 3-Bromo-1-(trimethylsilyl)propyne (6 eq) was added. A 0.67 M solution of potassium tert-butoxide in 2:1 THF:DMSO (5 eq) was added over 2 h while keeping the reaction mixture at 12-15°C. The mixture was poured into EtOAc and saturated sodium bicarbonate. The layers were separated. The organic layer was washed sequentially with water and brine, dried over magnesium sulfate, filtered, and concentrated. The crude material was used without further purification. ES/MS m/z 1140 ($M+H^+$), $C_{61}H_{94}N_2O_{16}Si = 1139$ g/mol.

[00293] Step 2. A 0.1 M solution of compound from step 1 in 2:1:1 acetonitrile:water:HOAc was stirred overnight at ambient temperature. Toluene and 2-propanol were added, and the mixture was concentrated under reduced pressure. The residue was re-dissolved in toluene and concentrated under reduced pressure. The crude material was used without further purification. ES/MS m/z 1012 ($M+H^+$), $C_{55}H_{82}N_2O_{15} = 1011$ g/mol.

[00294] A. For the propargyl compound only. Potassium carbonate (2 eq) was added to a 0.05M solution of the compound from Step 2. The mixture was stirred at ambient temperature for 2 h and then poured into ethyl acetate and saturated sodium bicarbonate. The layers were separated. The organic layer was washed sequentially with water and brine, dried over magnesium sulfate, filtered, and concentrated. The crude material was used without further purification. ES/MS m/z 1010 ($M+H^+$), $C_{59}H_{80}N_2O_{15} = 1009$ g/mol.

[00295] Step 3. A 0.1 M solution of compound from step 2 in 1:1 EtOH:water was treated with sodium hydrosulfite (5.5 eq) and formic acid (4.7 eq). The mixture was stirred at 80°C for 6 h and then returned to ambient temperature. The reaction was quenched by addition of sodium bicarbonate and extracted with EtOAc. The combined extracts were washed sequentially with sodium bicarbonate, water, and brine. The organic layer was dried over magnesium sulfate, filtered, and concentrated. The crude material was purified by flash chromatography over silica gel to give compound **302** (O-Z = O-allyl). ES/MS m/z 997 ($M+H^+$), $C_{55}H_{81}NO_{15} = 996$ g/mol.

EXAMPLE 70(D). SYNTHESIS OF 303 (R = ME, O-Z = O-ALLYL)

[00296] Step 1. A 0.3 M solution of the compound **302** in pyridine was cooled to 0°C and treated with methanesulfonyl chloride (6 eq). The reaction was brought to ambient temperature and stirred overnight. The reaction mixture was poured into EtOAc and saturated sodium bicarbonate. The layers were separated. The organic layer was washed sequentially with water and brine, dried over magnesium sulfate, filtered, and concentrated. The crude material was used without further purification. ES/MS m/z 1075 ($M+H^+$), $C_{56}H_{83}NO_{17}S = 1074$ g/mol.

[00297] Step 2. A 0.2 M solution of the compound from step 1 in acetone was treated with 1,8-diazabicyclo[5.4.0]undec-7-ene (5.0 eq). The reaction was brought to ambient temperature and stirred overnight. The reaction mixture was poured into EtOAc and saturated sodium bicarbonate. The layers were separated. The organic layer was washed with water and brine, dried over magnesium sulfate, filtered, and concentrated. The crude material was purified by flash chromatography over silica gel to give the desired compound. ES/MS m/z 979 ($M+H^+$), $C_{55}H_{79}NO_{14}$ = 978 g/mol.

[00298] Step 3. A 0.05 M solution of the compound from step 2 in 2:1 acetonitrile:3 N aqueous HCl was stirred overnight at ambient temperature. The mixture was cooled to 0°C and neutralized with 6 N aqueous sodium hydroxide. Volatiles were removed under reduced pressure, and the resulting syrup was extracted with EtOAc. The combined extracts were washed sequentially with sodium bicarbonate, water, and brine. The organic layer was dried over magnesium sulfate, filtered, and concentrated. The crude material was purified by flash chromatography over silica gel to give the desired compound. ES/MS m/z 717 ($M+H^+$), $C_{40}H_{61}NO_{10}$ = 716g/mol.

[00299] Step 4. A 0.1 M solution of the compound from step 3 was cooled to 0°C and treated with Dess-Martin periodinane (1.5 eq). The solution was stirred for 3 h and poured into EtOAc and saturated sodium bicarbonate. The layers were separated. The organic layer was washed with water and brine, dried over magnesium sulfate, filtered, and concentrated. The crude material was purified by flash chromatography over silica gel to give the desired compound. ES/MS m/z 715 ($M+H^+$), $C_{40}H_{59}NO_{10}$ = 714g/mol.

[00300] Step 5. A 0.1 M solution of the compound from step 4 and 1,1-carbonyldiimidazole (3.0 eq) in tetrahydrofuran was cooled to -15°C. Sodium hydride (60% dispersion in mineral oil, 2 eq) was added. The mixture was stirred at -15°C for 20 min. The solution was stirred at ambient temperature for an additional 1 h and poured into EtOAc and saturated sodium bicarbonate. The layers were separated. The organic layer was washed with water and brine, dried over magnesium sulfate, filtered, and concentrated. The crude material was used without further purification. ES/MS m/z 809 ($M+H^+$), $C_{44}H_{61}N_3O_{11}$ = 808g/mol.

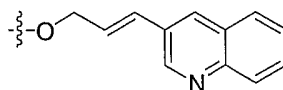
[00301] Step 6. Ammonium hydroxide (90 eq) was added to a 0.15 M solution of the compound from step 5 in 10:1 acetonitrile:tetrahydrofuran. The mixture was stirred at ambient temperature for 4 days. The reaction mixture was poured into EtOAc and saturated sodium bicarbonate. The layers were separated. The organic layer is washed with water and brine, dried over magnesium sulfate, filtered, and concentrated. The crude material was purified by flash chromatography over silica gel (4:1 hexanes:acetone + 1% TEA) to give compound **303**. ES/MS m/z 757 ($M+H^+$), $C_{41}H_{60}N_2O_{11}$ = 756 g/mol.

EXAMPLE 70(E). SYNTHESIS OF 304 (R = ME)

[00302] Step 1. Coupling of heterocycle.

[00303] A. Heck coupling. Tris(dibenzylideneacetone)dipalladium(0) chloroform adduct (0.25 eq) and tri-*O*-tolylphosphine (1.0 eq) were added to a degassed 0.1 M solution of compound **V** (1.0 eq), 3-bromoquinoline (10 eq), and triethylamine (2.0 eq) in acetonitrile. The mixture was stirred at 75°C for 42 h and returned to ambient temperature. The reaction mixture was poured into EtOAc and saturated sodium bicarbonate. The layers were separated. The organic layer was washed with water and brine, dried over magnesium sulfate, filtered through Celite, and concentrated. The crude material was purified by flash chromatography over silica gel (3:1 hexanes:acetone + 2% TEA) to give the desired compound. ES/MS m/z 884 ($M+H^+$), $C_{50}H_{65}N_3O_{11}$ = 883 g/mol.

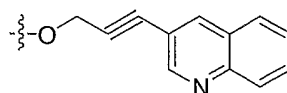
O-Z-Ar =



[00304] B. Sonogashira. Tetrakis(triphenylphosphine)palladium(0) (0.25 eq) and copper(I) iodide (0.25 eq) are added to a degassed 0.1 M solution of compound **V**, 3-bromoquinoline (10 eq), and triethylamine (2.0 eq) in *N,N*-dimethylformamide. The mixture is stirred at 80°C for 16 h and returned to ambient temperature. The reaction mixture is poured into EtOAc and saturated sodium bicarbonate. The layers are separated. The organic layer is washed with water and brine, dried over

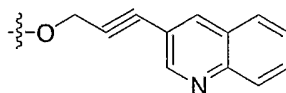
magnesium sulfate, filtered through Celite, and concentrated. The crude material is purified by flash chromatography over silica gel to give the desired compound.

O-Z-Ar =



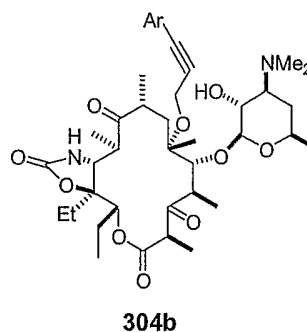
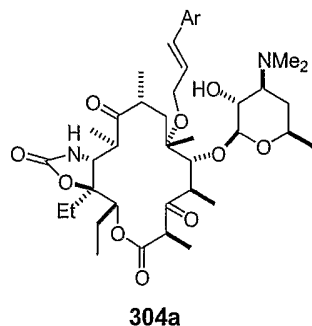
[00305] Step 2. A 0.05 M solution of the compound from step 1A was refluxed in methanol for 20 h. The mixture was returned to ambient temperature, and volatiles were removed under reduced pressure. Purification by flash chromatography over silica gel (1:1 hexanes:acetone + 2% TEA) gave compound **304**. ES/MS m/z 780 ($M+H^+$), $C_{43}H_{61}N_3O_{10}$ = 779g/mol.

O-Z-Ar =

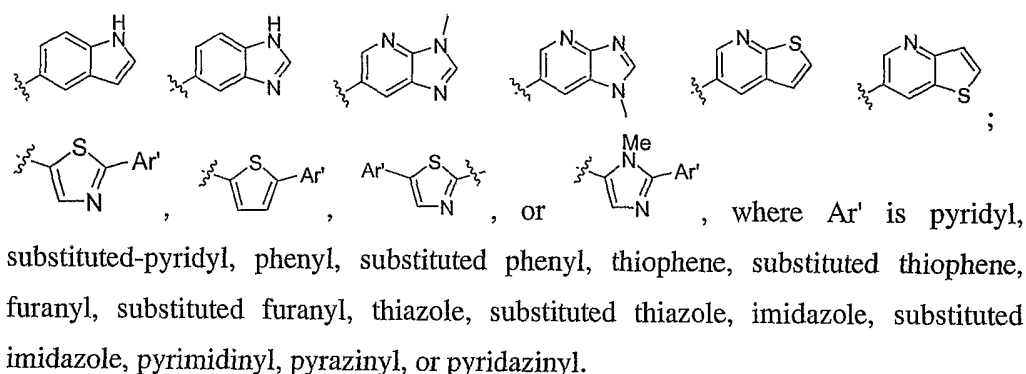
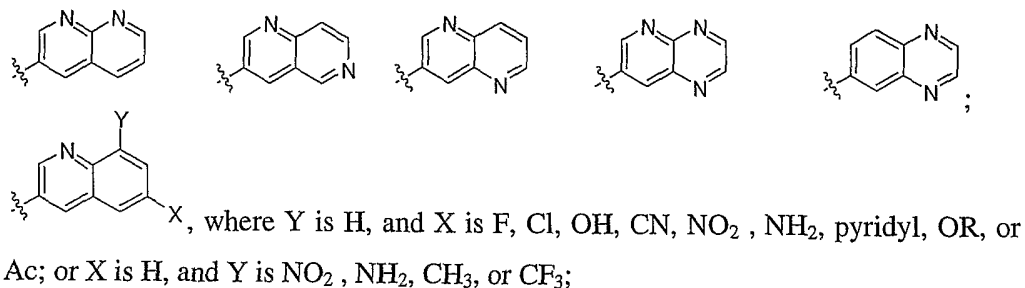


[00306] Compounds having general structure **304a**, below, are made following the above scheme. ArX (where X is I, Br, or Cl) are used in the step of Heck reaction. Compounds having general structure **304b** are made following the above scheme. ArX (where X is I, Br, or Cl) are used in the step of Sonogashira reaction.

General Structure:



where Ar is 2-quinolyl, 3-quinolyl, 4-quinolyl, 5-quinolyl, 6-quinolyl, 7-quinolyl, 8-quinolyl, 1-naphthyl, 2-naphthyl,



EXAMPLE 71 SYNTHESIS OF 6-O-ALKYLATED, 12-H DERIVATIVES

(SCHEME 5B)

EXAMPLE 71(A). SYNTHESIS OF COMPOUND II, SCHEME 5B

[00307] Step 1. Removal of the C₃-cladinose. Referring to Scheme 5b, above, 2',4''-OBz-9,11-dimethylketal-12,21-ene macrolide (I) (1 eq) was dissolved in 1:1 CH₃CN/HCl (6 M) and the reaction mixture was stirred at room temperature for 24 h. The reaction was diluted with CH₂Cl₂ and poured into NaHCO₃ (sat.), neutralized with K₂CO₃ (sat.) until a pH of approximately 8 was obtained. The product was separated, and the aqueous layer was extracted with CH₂Cl₂. The combined organic layers were washed with brine and dried over Na₂SO₄, filtered, and concentrated *in vacuo*. The crude foam was taken on to the subsequent step without further purification. ES/MS m/z found 664.9(M+H)⁺, exact mass for C₃₆H₅₈NO₁₀ (M+H)⁺ = 664.85

[00308] Step 2. Reinstallation of the 9,11-acetonide. To the crude product from step 1 (above) in CH₂Cl₂ (0.02 M) was added PPTS (4 eq) and DMP (23 eq).

The reaction mixture was heated to reflux for 4 h. After cooling to room temperature, the reaction mixture was washed with NaHCO_3 (sat.) and brine. The organic layer was dried over Na_2SO_4 , filtered, and concentrated under reduced pressure. The foam was chromatographed over silica gel (4:1, hexane/acetone, with 0.1% triethylamine) to yield the desired product, as a white solid. ES/MS m/z found 705.0 $(\text{M}+\text{H})^+$, exact mass for $\text{C}_{39}\text{H}_{62}\text{NO}_{10}$ $(\text{M}+\text{H})^+=704.91$

[00309] Step 3. C_3 -Silylether formation. The alcohol obtained in step 2 (above) was dissolved in CH_2Cl_2 (0.1 M) and imidazole (5 eq) was added in one portion, followed by TMSCl (1.8 eq) *via* syringe, at 0°C . The reaction mixture was stirred for 1 h after which time NaHCO_3 (sat.) was added, the layers separated, and the organic layer was washed with brine. The product was dried over Na_2SO_4 , filtered and concentrated *in vacuo*. The crude material was chromatographed over silica gel (5:1, hexane/acetone, with 0.2% triethylamine) to yield the Compound **II** as a white foam (98%). ES/MS m/z found 705.0 $(\text{M}+\text{H})^+$, exact mass for $\text{C}_{39}\text{H}_{62}\text{NO}_{10}$ $(\text{M}+\text{H})^+=704.91$.

EXAMPLE 71(B). SYNTHESIS OF III, SCHEME 5B

[00310] 6-O-Allylation of compound **II**. To Compound **II** in dry THF (0.1 M) was added allyl methyl carbonate (1.6 eq) and the solution was degassed with a steady flow of argon for 10 minutes. $\text{Pd}(\text{OAc})_2$ (0.05 mol eq) and PPh_3 (0.1 mol eq) were placed in a bomb, suspended in THF and subsequently degassed with argon for 10 minutes. The solution containing the carbonate and Compound **I** was transferred to the bomb *via* syringe and the reaction mixture was heated to 90°C overnight. After work-up with sat. NaHCO_3 , the organic layer was separated, and washed with brine, and dried over Na_2SO_4 . Upon concentration, the product was purified over silica gel (4:1, hexane/acetone with 0.1%TEA) to afford the desired allylated product, Compound **III**. Removal of the TMS group was accomplished with prolonged stirring upon aqueous work-up. For $\text{R}=\text{TMS}$: ES/MS m/z found 816.8 $(\text{M}+\text{H}^+)$, exact mass for $\text{C}_{45}\text{H}_{74}\text{NO}_{10}\text{Si}$ $(\text{M}+\text{H})^+=817.16$. For $\text{R}=\text{H}$: ES/MS m/z found 744.9 $(\text{M}+\text{H}^+)$, exact mass for $\text{C}_{42}\text{H}_{66}\text{NO}_{10}$ $(\text{M}+\text{H})^+=744.97$

EXAMPLE 71(C). SYNTHESIS OF IV, SCHEME 5B

[00311] Step 1. Ozonolytic Cleavage of Compound **III**. Compound **III** and TsOH (1.2 eq) is dissolved in EtOAc (0.04 M) and cooled to -78°C . Ozone is bubbled through the solution until a blue color persists. The excess ozone is displaced with nitrogen and the reaction quenched with DMS (3 eq), followed by the addition of TEA (4 eq). The reaction mixture is washed with NaHCO_3 (sat.) and brine, dried over Na_2SO_4 , and upon concentration, is purified *via* column chromatography.

[00312] Step 2. Olefination of Aldehyde. To a solution of methyl triphenylphosphonium bromide (2 eq) in THF (0.45 M) is added $\text{KN}(\text{TMS})_2$ (1.9 eq of 0.5 M solution in toluene) at -78°C . After ylide formation is complete, the aldehyde from step 1 is added to the ylide as a solution in THF (0.2 M) at -78°C . The reaction mixture is allowed to stir for 4 hours, warming to room temperature over this time. To the solution is added NH_4Cl and diluted with EtOAc. The two layers are separated, and the organic layer is washed with NaHCO_3 (sat.) and brine. The organic layer is dried with Na_2SO_4 , concentrated under reduced pressure, and chromatographed over silica gel to obtain the title compound **IV**.

EXAMPLE 71(D). SYNTHESIS OF V, SCHEME 5B

[00313] Step 1. Reduction of 12-Keto. Compound **IV** is dissolved in absolute ethanol (0.2 M) followed by the addition of NaBH_4 (3 eq). The reaction mixture is stirred under argon for 16 h at ambient temperature. The solution is then diluted with EtOAc and neutralized with NaHCO_3 (sat.) with vigorous stirring for 2 h. The two phases were separated and the organic layer is washed with water, and then brine. The organic phase is dried over Na_2SO_4 , filtered, and concentrated under reduced pressure. The crude product is then subjected to mesylation without further purification.

[00314] Step 2. Mesylation 12-Hydroxy. A 0.3 M solution of the compound from step 1 in pyridine is cooled to 0°C and treated with methanesulfonyl chloride (7

eq). The reaction is brought to ambient temperature and stirred overnight. The reaction mixture is poured into EtOAc and saturated sodium bicarbonate. The layers are separated. The organic layer is washed with water and brine, dried over sodium sulfate, filtered, and concentrated. The crude material is purified by flash chromatography over silica gel to give the desired compound.

[00315] Step 3. Removal of Acetonide and 3-O-Protecting Group. A 0.02 M solution of the compound from step 2 in 1:1 acetonitrile:3 N aqueous HCl is stirred for two hours at ambient temperature. The mixture is cooled to 0°C and neutralized with NaHCO₃ (sat.). Volatiles are removed under reduced pressure, and the resulting syrup is extracted with EtOAc. The combined extracts are washed sequentially with sodium bicarbonate, water, and brine. The organic layer is dried over sodium sulfate, filtered, and concentrated. The crude material is purified by flash chromatography over silica gel to give the desired compound.

[00316] Step 4. Corey-Kim Oxidation. Methyl sulfide (3.5 eq) is added to a 0.1 M solution of N-chlorosuccinimide (3.0 eq) in dichloromethane at -10°C. The mixture is stirred for 15 min. A 0.1 M solution of the compound from step 3 (1.0 eq) in dichloromethane is added dropwise over 10 min. The mixture is stirred an additional 30 min and then quenched with triethylamine (2.0 eq). The reaction is brought to 0°C over 30 min and then poured into EtOAc and saturated sodium bicarbonate. The layers are separated. The organic layer is washed with water and brine, dried over magnesium sulfate, filtered, and concentrated. The crude material is purified by flash chromatography over silica gel to give the desired compound.

[00317] Step 5. Elimination. A 0.3 M solution of the compound from step 3 in acetone is cooled to 0°C and treated with 1,8-diazabicyclo[5.4.0]undec-7-ene (5.0 eq). The reaction is brought to ambient temperature and stirred for 5 h. The reaction mixture is poured into EtOAc and saturated sodium bicarbonate. The layers are separated. The organic layer is washed with water and brine, dried over magnesium sulfate, filtered, and concentrated. The crude material is purified by flash chromatography over silica gel to give compound V.

EXAMPLE 71(E). SYNTHESIS OF VI, SCHEME 5B

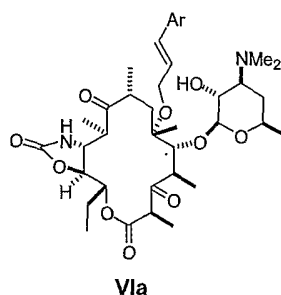
[00318] Step 1. Imidazole carbamate. A 0.2 M solution of the compound from step 4 and 1,1-carbonyldiimidazole (2.0 eq) in tetrahydrofuran is cooled to -15°C . Sodium hydride (60% dispersion in mineral oil, 1.2 eq) is added. The mixture is stirred at -15°C for 15 min and at 0°C for an additional 10 min. The reaction is diluted with ethyl acetate and quenched with saturated aqueous sodium bicarbonate. The layers are separated. The organic layer is washed with water and brine, dried over magnesium sulfate, filtered, and concentrated. The crude material is used without further purification.

[00319] Step 2. Cyclic carbamate. Ammonium hydroxide (90 eq) is added to a 0.15 M solution of the compound from step 5 in 10:1 acetonitrile:tetrahydrofuran. The mixture is stirred at 50°C for 16 h and then returned to ambient temperature. The reaction mixture is poured into EtOAc and saturated sodium bicarbonate. The layers are separated. The organic layer is washed with water and brine, dried over magnesium sulfate, filtered, and concentrated. The crude material is purified by flash chromatography over silica gel to give compound V.

[00320] Step 3. Coupling of heterocycle: Heck coupling. Tris(dibenzylideneacetone)dipalladium(0) chloroform adduct (0.25 eq) is added to a degassed 0.1 M solution of compound V, tri-*O*-tolylphosphine (1.0 eq), 3-bromoquinoline (10 eq), and triethylamine (2.0 eq) in acetonitrile. The mixture is stirred at 70°C for 30 h and returned to ambient temperature. The reaction mixture is poured into EtOAc and saturated sodium bicarbonate. The layers are separated. The organic layer is washed with water and brine, dried over magnesium sulfate, filtered through Celite, and concentrated. The crude material is purified by flash chromatography over silica gel to give the desired compound.

[00321] Step 4. Deprotection. A 0.05 M solution of the compound from step 1 is stirred in methanol at 70°C for 16 h. The mixture is returned to ambient temperature, and volatiles are removed under reduced pressure. Purification by flash chromatography over silica gel gives compound VI.

[00322] Compounds having following structure **Vla** are made following the above scheme. ArX (X = I, Br, Cl) are used in the step of Heck reaction.



[00323] Where Ar is as described in Example 70(e) for C₁₂-ethyl, 06-allyl/propargy derivatives (above).

EXAMPLE 72

SYNTHESIS OF C₁₂-TRIFLUOROMETHYL DERIVATIVES 208A-C, SCHEME 3

EXAMPLE 72(A). SYNTHESIS OF 202A-C, SCHEME 3

[00324] Step 1. CF₃ addition, R=TMS. Referring to synthesis Scheme 3, above, to ketone **12**, (1 eq) in dry THF (0.4 M) at 0°C was added dry KF (0.25 eq) and TMSCF₃ (2 eq). After stirring for 10 minutes at 0°C, several drops of potassium t-butoxide (1.0 M solution in THF) was slowly added. An exotherm was observed and the solution turned from colorless to golden-yellow. The ice bath was removed and after 15 min, the reaction was complete by both TLC and LCMS. The reaction was quenched with NaHCO₃ (sat.) and the product extracted with dichloromethane (3x) and the combined organic layers were dried over Na₂SO₄, filtered and concentrated *in vacuo*. Purification by column chromatography (5:1, hexane/acetone, with 0.5% triethylamine) yielded the product 12-trifluoroemethyl-12-trimethylsilylether **202a** as a white solid. LCMS (ES) (M+H)=1125.3; exact mass for C₅₈H₈₉F₃NO₁₅Si (M+H)=1124.60.

[00325] Step 2. Desilylation, R=H. The trifluoromethyl-silylether (**202a**) from step 1, above, (1 eq) was dissolved in THF (0.14 M) and TBAF (2-3 eq) was added at 0°C. The ice bath was removed and the reaction mixture stirred for 1.5 h. Complete deprotection of the silylether was observed by analysis of the LCMS and TLC data.

Brine was added to reaction vessel, and diluted with methylene chloride. The layers were separated and the aqueous layer back extracted with methylene chloride (2x). The combined organic layers were dried over Na_2SO_4 , filtered, and concentrated under reduced pressure. The resulting residue was purified over silica gel (4:1, hexane/acetone, with 0.2% triethylamine) to yield the product, 12-trifluoromethyl-12-OH-clarithromycin derivative **202b**, as a white solid. LCMS (ES) (M+H)=1052.9; exact mass for $\text{C}_{55}\text{H}_{81}\text{F}_3\text{NO}_{15}$ (M+H)=1052.56.

[00326] Step 3. Mesylation, R=Ms. The alcohol obtained in Step 2 (**202b**) was dissolved (1 eq) in dry THF (0.4 M), cooled to 0°C, and lithium bis(trimethylsilyl)amide (3-4 eq of 1 M LiHMDS in THF) was added *via* syringe. After stirring for 20 minutes at 0°C, methanesulfonyl chloride was added (2 eq) dropwise. A temperature of 0°C was maintained for 1 hour after which time the reaction was complete. Excess base was quenched with NaHCO_3 (sat.) and the product extracted with dichloromethane (4x30 ml) and the combined organic layers were dried over Na_2SO_4 , filtered, and concentrated *in vacuo*. Purification by column chromatography (4:1, hexane/acetone, with 0.5% triethylamine) yielded the product 12-trifluoromethyl-12-mesylate clarithromycin derivative **202c** as a white solid. LCMS (ES) (M+H)=1130.9; exact mass for $\text{C}_{38}\text{H}_{61}\text{F}_3\text{NO}_{13}\text{S}$ (M+H)=1130.53

EXAMPLE 72(B). SYNTHESIS OF 203, SCHEME 3

[00327] Step 1. Deprotection of acetonide. To C_{12} -trifluoromethyl- C_{12} -mesylate clarithromycin **202c** (1 eq) in acetonitrile (0.02 M) was added 3 N hydrochloric acid (aq.), (to make a 3:1 CH_3CN to 3 N HCl) and the reaction mixture was stirred at room temperature for 1 hour. The reaction mixture was poured over ice and NaHCO_3 (sat.), the product was extracted with ethyl acetate, dried over Na_2SO_4 , filtered and concentrated *in vacuo*. The titled compound **203** was obtained as a white foam which was taken on crude, without purification. LCMS (ES): Mass found (M+H)=1091.2; exact mass for $\text{C}_{53}\text{H}_{79}\text{F}_3\text{NO}_{17}\text{S}$ (M+H)=1090.50.

[00328] Step 2. Oxidation of C_9 . To the crude product obtained in step 1, above (1 eq) in methylene chloride (0.02 M) was added Dess-Martin periodinane (1.5 eq) at 0°C. The reaction mixture was stirred at 0°C for 1 hour. The reaction was

quenched with NaHCO_3 (sat.), the layers separated, the organic layer was then washed with $\text{Na}_2\text{S}_2\text{O}_3$ (aq.), and followed by brine. The organic layer was dried over Na_2SO_4 , filtered, and concentrated *in vacuo*. The crude foam was purified over silica gel (3:1, hexane/acetone, with 0.5% TEA) to give the titled C_9 -ketone, compound **203**.

EXAMPLE 72(C). SYNTHESIS OF 204, SCHEME 3

[00329] Inversion of C_{12} enone formation. To compound **203** in acetone (0.1 M) was added DBU (3 equiv) at room temperature. The reaction mixture was heated to 60°C for 48 hours. A single product was observed by TLC and LCMS, no starting material remained after this time. The solvent was removed under reduced pressure and the residue was dissolved in methylene chloride, washed with NaHCO_3 (sat), followed by a brine wash. The organic layer was dried over Na_2SO_4 , filtered and concentrated *in vacuo*. The crude foam was purified over silica gel (3:1, hexane/acetone, with 0.5% TEA) to give the desired enone, compound **204**. LCMS (ES): Mass found ($\text{M}+\text{H}$)=992.9; Exact mass for $\text{C}_{52}\text{H}_{73}\text{F}_3\text{NO}_{14}^+$ ($\text{M}+\text{H}$)=992.50. ^{13}C NMR: the C_9 signal appears at 205 ppm, and new vinyl signal for C_{10} at 143 ppm.

EXAMPLE 72(D). SYNTHESIS OF 205, SCHEME 3

[00330] C_{12} -carbonate formation. To compound **204** in THF (0.08 M) was added LiHMDS (5 eq) at 0°C . The reaction mixture was stirred for 1 hour, followed by the addition of (4-nitrophenyl)-chloroformate (4 equiv). Stirring was continued for another 1 hour, allowing reaction vessel to slowly warm from 0°C to room temperature. The reaction was quenched with NaHCO_3 (sat.), diluted with EtOAc, separated, and the organic layer was washed with water (5x) and brine. The product was dried over Na_2SO_4 , filtered, and concentrated *in vacuo* and the crude foam, compound **205**, was used immediately in the following step. LCMS (ES): Mass found ($\text{M}+\text{H}$)=1157.8; Exact mass for $\text{C}_{59}\text{H}_{76}\text{F}_3\text{N}_2\text{O}_{18}^+$ ($\text{M}+\text{H}$)=1157.50.

EXAMPLE 72(E). SYNTHESIS OF 206, SCHEME 3

[00331] 11,12-cyclic carbamate general procedure. To a solution of compound **205** (from above) in a 4:1, acetonitrile/water was added the alkyl-aryl amine (5-10 eq) as described for specific examples. The reaction was heated to 60°C for 2 hours, after which time conversion to the carbamate was complete according to both TLC and LCMS data. The reaction was quenched with NaHCO₃ (sat.), diluted with EtOAc, separated, and the organic layer was washed with water (8x) and brine. The product was dried over Na₂SO₄, filtered and concentrated *in vacuo* and the crude foam was chromatographed over silica gel (5:4, hexane/acetone, and 1% TEA) to give the desired products, **206a-c**. All products were observed as the (M+2H)/2 ion as opposed to the usual M+H in the LCMS data.

[00332] Compound **206a**: alkyl is butyl, and aryl is imidazole-3-phenyl. LCMS (ES); Mass found [(M+2H)/2]=617.7 Exact mass for C₆₆H₈₉F₃N₄O₁₅²⁺ [(M+2H)/2]=617.32.

[00333] Compound **206b**: alkyl is butyl, and aryl is imidazole-3-pyridyl. LCMS (ES); Mass found [(M+2H)/2]=618.3 Exact mass for C₆₅H₈₈F₃N₅O₁₅²⁺ [(M+2H)/2]=617.81.

[00334] Compound **206c**: alkyl is butyl, and aryl is 4-quinolyl. LCMS (ES); Mass found [(M+2H)/2]=610.1 Exact mass for C₆₆H₈₈F₃N₃O₁₅²⁺ [(M+2H)/2]=609.81

EXAMPLE 72(F). SYNTHESIS OF 207, SCHEME 3

[00335] C₃-ketolides. Compound **206** in CH₃CN and 6 N HCl (3:1, CH₃CN/6N HCl) was stirred for 3 hours at room temperature, after which time hydrolysis was complete. With vigorous stirring, the reaction mixture was poured over NaHCO₃ (sat.), diluted with EtOAc, and K₂CO₃(s) was added until a pH 8 had been attained. The layers were separated and the organic layer was washed with brine, dried over Na₂SO₄, filtered, and concentrated *in vacuo*. The crude foam was dissolved in CH₂Cl₂ (3.0 ml) followed by the addition of Dess-Martin periodinane (2.5 eq) at 0°C and allowed to warm to room temperature over 1.5 hours. Complete conversion to the 3-

keto product was determined by both TLC and LCMS. The reaction was quenched with 1:1 NaHCO₃ (aq.)/Na₂S₂O₃ (aq.) and stirred for 10 minutes. The layers were separated, washed with brine, and dried over Na₂SO₄. Upon concentration, the foam was purified over silica gel (3:2, hexane/acetone, with 0.5% TEA) to give the desired 3-keto products **207a-c**.

[00336] Compound **207a**: alkyl is butyl, and aryl is imidazole-3-phenyl. LCMS (ES); Mass found [(M+2H)/2]=486.4; exact mass for C₅₁H₆₉F₃N₄O₁₁²⁺ [(M+2H)/2]=485.25.

[00337] Compound **207b**: alkyl is butyl, and aryl is imidazole-3-pyridyl. LCMS (ES); Mass found [(M+2H)/2]=486.1; exact mass for C₄₃H₆₄F₃N₅O₁₀²⁺ [(M+2H)/2]=485.75.

[00338] Compound **207c**: alkyl is butyl, and aryl is 4-quinolyl. LCMS (ES); Mass found [(M+2H)/2]=478.0; exact mass for C₅₁H₆₈F₃N₃O₁₁²⁺ [(M+2H)/2]=477.74.

EXAMPLE 72(G). SYNTHESIS OF 208, SCHEME 3

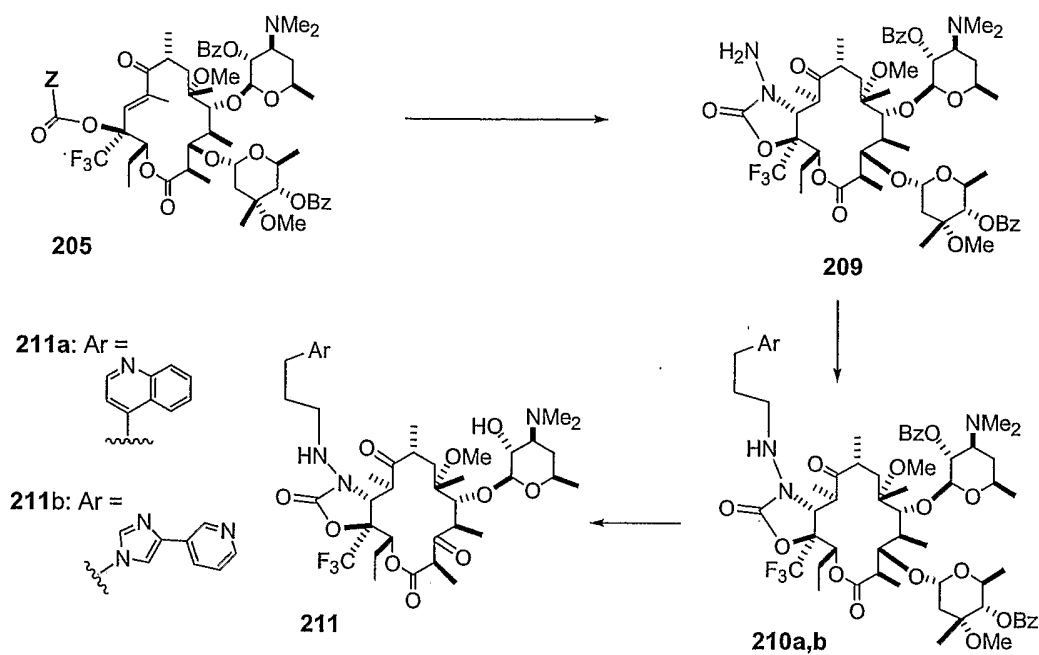
[00339] Compound **207** was dissolved in MeOH (0.01 M) and the reaction mixture was refluxed over night. The MeOH was removed under reduced pressure and the crude foam was then purified over silica gel (1:1, hexane/acetone, with 0.5% TEA) to give the titled compounds, **208a-c**.

[00340] Compound **208a**: alkyl is butyl, and aryl is imidazole-3-phenyl. LCMS (ES); Mass found (M+H)=865.8; Exact mass for C₄₄H₆₄F₃N₄O₁₀⁺ (M+H)=865.46.

[00341] Compound **208b**: alkyl is butyl, and aryl is imidazole-3-pyridyl. LCMS (ES); Mass found (M+H)=434.3; Exact mass for C₄₃H₆₄F₃N₄O₁₀⁺² [(M+H)/2]=434.00.

[00342] Compound **208c**: alkyl is butyl, and aryl is 4-quinolyl. LCMS (ES); Mass found (M+H)=426.1; Exact mass for C₄₄H₆₄F₃N₃O₁₀⁺² [(M+H)/2]=425.50.

EXAMPLE 73
GENERAL SCHEME TO 12-CF₃ 11,12-CARBAZATE KETOLIDES



EXAMPLE 73(A). SYNTHESIS OF 209, CARBAZATE FORMATION.

[00343] The carbazate is formed directly from the nitrophenyl carbonate **205** (obtained from Example 72(a)), by addition of hydrazine (approximately 10 eq) to the same reaction pot following the formation of the carbonate, and prior to work-up. The reaction mixture was then warmed to room temperature and stirred for 2.5 h. Both TLC and LCMS indicated that carbonate had been consumed and formation of the carbazate was complete. The reaction was quenched with NaHCO₃ (sat.), diluted with EtOAc, separated, and the organic layer was washed with water, and then with brine. The product was dried over Na₂SO₄, filtered, concentrated *in vacuo*, and the crude foam was chromatographed over silica gel (4:1, hexane/acetone, and 0.1% TEA) to give the titled compound, **209**. LCMS (ES); Mass found (M+H)=1051.1; Exact mass for C₅₃H₇₅F₃N₃O₁₅⁺ (M+H)=1050.52

[00344] Synthesis of **210a**, Scheme 2d. To compound **209** in methanol (0.1 M) was added 4-(3-propanal)-quinoline (2 eq), and glacial acetic acid (4 eq) at room temperature. After 4 hours, NaCNBH₃ (5.3 eq) was added to the reaction vessel and the reaction mixture was stirred overnight at room temperature. The reaction was quenched with NaHCO₃ (sat.), diluted with EtOAc, separated, and the organic layer was washed with brine. The product was dried over Na₂SO₄, filtered, concentrated *in vacuo*, and the crude foam was chromatographed over silica gel (4:1, hexane/acetone, and 0.1% TEA) to give **210a**. LCMS (ES); Mass found [(M+2H)/2]=610.1; Exact mass for C₆₅H₈₇F₃N₄O₁₅²⁺[(M+2H)/2]=610.31

EXAMPLE 73(B). SYNTHESIS OF 210B

[00345] To carbazate **209** in glacial acetic acid (0.05 M) was added 4-(3-pyridyl)-imidazole (8 eq) and acrolein (1.2 eq) at room temperature. After 2 hours, the reaction was quenched with NaHCO₃ (sat.), the imine extracted with EtOAc, and concentrated under reduced pressure. The crude intermediate was dissolved in MeOH (0.02 M), 2 drops of HOAc was added, followed by NaCNBH₃ (10 eq), and the reaction mixture was stirred for 8 h at room temperature. The reaction was quenched with NaHCO₃ (sat.), diluted with EtOAc, separated, and the organic layer was washed with brine. The crude carbazate product **210b** was taken on to the next step without further purification. LCMS (ES); Mass found [(M+2H)/2]=618.6; Exact mass for C₆₄H₈₇F₃N₆O₁₅²⁺[(M+2H)/2]=618.70

EXAMPLE 73(C). SYNTHESIS OF 211A-B

[00346] Step 1. Removal of C₃-sugar, general procedure: The carbazate **210** was dissolved in CH₃CN/HCl (6 N) (1.5:1) at room temperature. After 2 hours, TLC indicated that hydrolysis of the cladinose sugar was complete. The reaction was quenched with NaHCO₃ (sat.), diluted with EtOAc, and the pH was adjusted to approximately 8 with K₂CO₃ (s). The layers were separated, and the aqueous layer was extracted with EtOAc (3x), the combined organic layers were washed with brine. The product was dried over Na₂SO₄, filtered, concentrated *in vacuo*, and the crude foam was carried on to the next step without further purification.

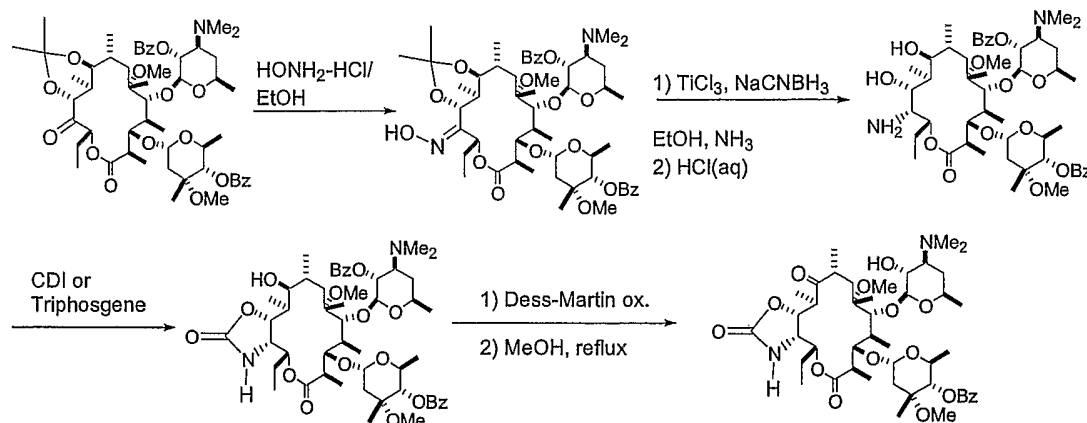
[00347] Step 2. Oxidation of the C₃-OH, general procedure: To the crude 11,12-carbazate from step 1 (above), in CH₂Cl₂ (0.01 M) was added Dess-Martin periodinane (2 equiv) at 0°C. The reaction mixture was warmed to room temperature over 2 h, after which time oxidation was complete. The reaction was quenched with a 1:1 solution of NaHCO₃ (sat.) and Na₂S₂O₃ (1 M). The layers were separated, and the aqueous layer extracted with additional CH₂Cl₂ (2x). The combined organic layers were then washed with brine and dried over Na₂SO₄, filtered, concentrated *in vacuo*, and the crude foam was purified over silica gel (4:1, hexane/acetone with 0.1% TEA) to give the pure ketolide.

[00348] Step 3. Deprotection of 2' Benzoate, general procedure: The ketolide, from Step 2 (above), was dissolved in MeOH (0.01 M) and refluxed overnight. The methanol was removed under reduced pressure and the crude foam was chromatographed over silica gel (3:1 to 1:1, hexane/acetone with 0.1% TEA), to give the final carbazate derivatives, **211a-b**.

[00349] Compound **211a**: aryl is 4-quinolyl. LCMS (ES); Mass found [(M+2H)/2]=426.8; Exact mass for C₄₃H₆₃F₃N₄O₁₀²⁺[(M+2H)/2]=426.49.

[00350] Compound **211b**: aryl is imidazole-3-pyridyl. LCMS (ES); Mass found [(M+2H)/2]=434.6; Exact mass for C₄₉H₆₇F₃N₆O₁₁²⁺[(M+2H)/2]=434.49.

EXAMPLE 74
SYNTHESIS OF C₁₁-C₁₂ "REVERSE" CARBAMATE
(SYNTHESIS SCHEME 6)



[00351] To 2',4"-OBz-9, 11-dimethylketal-12-keto-macrolide in EtOH (0.04 M) was added Et₃N (9.5 eq), followed by hydroxylamine hydrochloride (4.7 eq). The reaction mixture was stirred at room temperature overnight after which time complete conversion to the oxime was observed. The solvent was removed under reduced pressure and the residue taken up in CH₂Cl₂ and washed with NaHCO₃ (sat.). The organic layer was dried over Na₂SO₄, filtered, and concentrated in *vacuo*. The 12-oxime-derivative was purified by column chromatography over silica gel (2:1, hexane/acetone, with 0.5% triethylamine) to give the desired 12-oxime-9,11-acetonide as a white solid. The crude product may be taken on to the reduction step directly. ES/MS 997.6 (MH⁺).

[00352] To 2',4"-OBz-9,11-dimethylketal-12-oxime-macrolide in EtOH (0.02 M) was added NH₃ (2 M in ethanol; 33 eq), followed by the addition of NaCNBH₃ (7.9 eq). The reaction mixture was cooled to 0°C and TiCl₃ (5 eq) was added dropwise over 5 minutes. The ice bath was removed and stirring continued at room temperature. Reaction progress was monitored by TLC and LCMS; both indicated that the reduction to the amine had reached completion after 30 minutes. At this point, the acetonide at the 9 and 11 positions was still intact. Deprotection was accomplished by the slow addition of HCl (6 M; 70 eq) at 0°C. The blue slurry was poured over ice and the pH was adjusted to approximately 10 with dry NaHCO₃. The grey slurry was diluted with water to decrease the emulsion during the extraction process. The product was extracted from the aqueous layer with CHCl₃ (5x) and the combined organic layers were dried over Na₂SO₄. Concentration in *vacuo* followed by purification over silica gel (2% MeOH/ 97% CH₂Cl₂ and 1% triethylamine) gave the single isomer 12-amino-9,11-diol as a white solid. The structure and stereochemistry at C-12 was confirmed by X-ray analysis. ES/MS 943.2 (MH⁺). The intermediate acetonide can also be isolated if the deprotection step is omitted. ES/MS 983.5 (MH⁺).

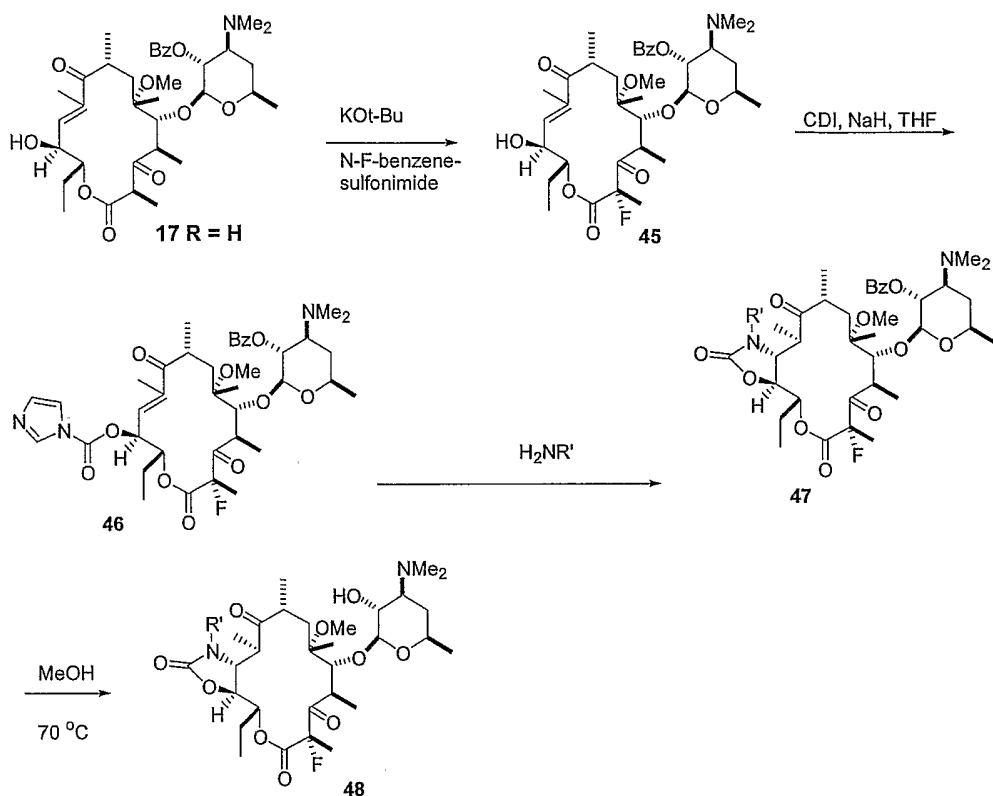
[00353] To 2',4"-OBz-9,11-hydroxy-12-amino-macrolide in CH₂Cl₂ (0.05 M) was added TEA (2.2 eq) and triphosgene (1.1 eq) at 0°C. The reaction vessel was warmed to room temperature and stirred for 15 minutes after which time no starting material remained. Aqueous NaHCO₃ (sat.) was added to reaction mixture, and the layers were separated. The product was further extracted from the aqueous layer with

additional CH_2Cl_2 (3x). The combined organic layers then dried over Na_2SO_4 , filtered, and concentrated *in vacuo*. Purification over silica gel (5:1, hexane/acetone and 0.5% triethylamine) gave the 9-hydroxy-11,12-oxazolidonone derivative as a white solid. Structure confirmed by X-ray analysis. ES/MS 969.5 (MH^+).

[00354] To 2',4"-OBz-9-hydroxy-11,12-oxazolidinone-macrolide in CH_2Cl_2 (0.1 M) was added Dess-Martin periodinane (1.2 eq) at 0°C . The reaction vessel was warmed to room temperature and stirred for 30 minutes after which time no starting material remained. Aqueous NaHCO_3 (sat.) was added to reaction mixture, and the layers separated. The aqueous layer was extracted with CH_2Cl_2 (3x). The combined organic layers then dried over Na_2SO_4 , filtered, and concentrated *in vacuo*. Purification over silica gel (5:1 hexane:acetone and 0.5% triethylamine) gave the 9-keto-11,12-oxazolidonone derivative as a white solid. ES/MS 967.4 (MH^+).

[00355] The 2',4"-OBz-9-keto-11,12-oxazolidinone-macrolide was dissolved in MeOH (0.01 M) and heated to reflux for 3 days. The solvent removed *in vacuo*, followed by purification over silica gel (3:1, hexane/acetone and 0.5% triethylamine) to give the 9-keto-11,12-oxazolidonone derivative as a white solid. ES/MS 863.6 (MH^+).

EXAMPLE 75
2-FLUORO ANALOGS



[00356] To a -15°C (MeOH/ice bath) 0.15 M THF solution containing the 10, 11 anhydroketolide (**17**, Example 67) was added KO-*t*Bu (1.15 eq, 1.0 M in THF). After 5 min, *N*-fluorobenzenesulfonimide (1.2 eq) was added and the solution was stirred for 10 min before being warmed to 0°C over 0.5 h. The reaction was next diluted with EtOAc and quenched with sat. NaHCO_3 . The organic layer was washed with water and brine, dried over MgSO_4 , filtered, and concentrated. Purification by silica gel chromatography (4:1 hexanes:acetone with 1% Et_3N) gave the desired halo product **45**. ESMS m/z 678 (MH^+), $\text{C}_{36}\text{H}_{52}\text{FNO}_{10}$ = 677 g/mol

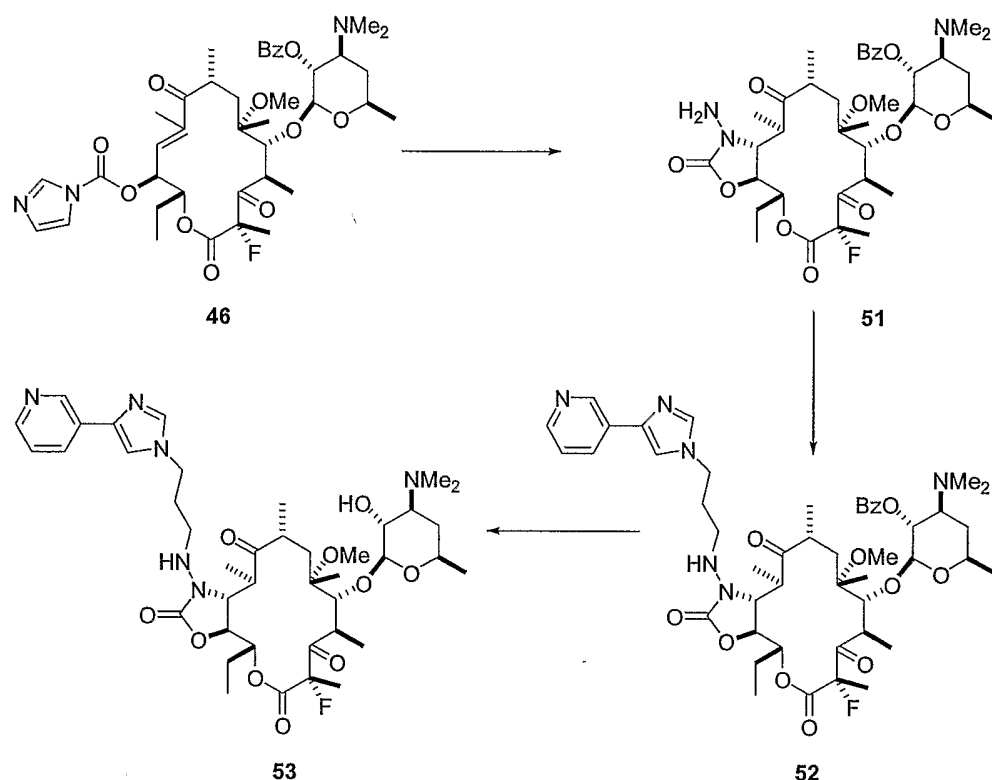
[00357] To a -15°C (MeOH/ice bath) 0.18 M THF solution containing the C_2 fluorine **45** and CDI (2 eq) was added NaH (60%, 1.2 eq). After stirring for 10 min, the solution was warmed to -5°C over 10 min. The reaction was next diluted with EtOAc and quenched with sat. NaHCO_3 . The organic layer was washed with water

and brine, dried over Na₂SO₄, filtered, and concentrated. The product **46** was used without further purification.

[00358] The crude carbamate product **46** was added to a 0.25 M MeCN solution containing the appropriate amine R'NH₂ (4 eq) and stirred at room temperature for 2 h before being heated to 70°C for 16 h. The reaction was next diluted with EtOAc and quenched with sat. NaHCO₃. The organic layer was washed with water and brine, dried over Na₂SO₄, filtered, and concentrated. Purification by silica gel chromatography (5:2 hexanes:acetone with 2% Et₃N) gave the desired cyclic carbamate product. **47a**: R' = 4-quinolin-4-yl-butyl, ESMS *m/z* 904 (MH⁺), C₅₀H₆₆FN₃O₁₁ = 903 g/mol. **47b**: R' = 4-(4-phenyl-imidazol-1-yl)-butyl, ESMS *m/z* 919 (MH⁺), C₅₀H₆₇FN₄O₁₁ = 918 g/mol. **47c**: R'=4-quinolin-4-yl-butyl, ESMS *m/z* 904 (MH⁺). **47d**: R'=4-(4-(3-pyridyl)imidazolyl)butyl, ESMS *m/z* 920.5.

[00359] A 0.05 M MeOH solution containing the benzoate was heated to 70°C for 3 h and then concentrated. Purification by silica gel chromatography (1:1 hexane:acetone with 2% Et₃N) gave the desired products. **48a**: R'=4-quinolin-4-yl-butyl, ESMS *m/z* 800 (MH⁺), C₄₃H₆₂FN₃O₁₀ = 799 g/mol. **48b**: R'=4-(4-phenyl-imidazol-1-yl)-butyl, ESMS *m/z* 815 (MH⁺), C₄₃H₆₃FN₄O₁₀ = 814 g/mol. **48c**: R'=4-(2-quinolyl)butyl, ESMS *m/z* 800 (MH⁺). **48d**: R'=4-(4-(3-pyridyl)imidazolyl)butyl, ESMS *m/z* 816.5.

EXAMPLE 76
SYNTHESIS OF 2-F ACROLEIN PYRIDYL-IMIDAZOLE CARBAZATE

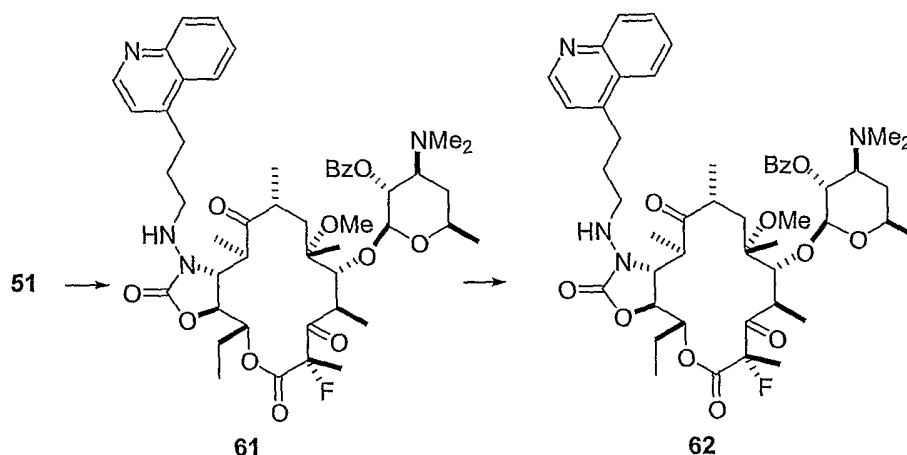


[00360] Compound **51** was prepared as described in Example 80 for the analogous 2-H compound except using compound **46** (Example 75) as the starting material. ES/MS m/z 369 $[(M+2H^+)/2]$, $C_{37}H_{54}FN_3O_{11}$ = 736 g/mol.

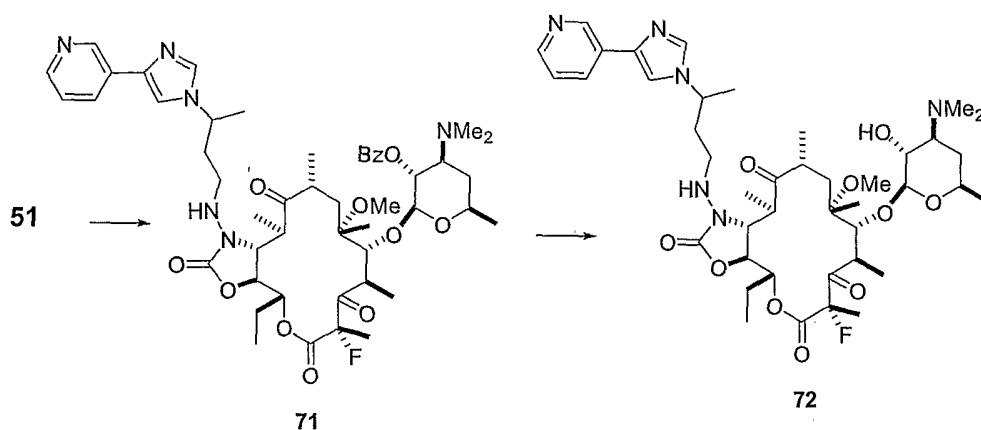
[00361] Compound **52** was prepared from **51** as described in Example 80 for the analogous 2-H compound. ES/MS m/z 461 $[(M+2H^+)/2]$, $C_{48}H_{65}FN_6O_{11}$ = 921 g/mol.

[00362] Compound **53** was prepared from **52** as described in Example 80 for the analogous 2-H compound. ES/MS m/z 409 $[(M+2H^+)/2]$, $C_{41}H_{61}FN_6O_{10}$ = 817 g/mol.

EXAMPLE 77
SYNTHESIS OF 2-F QUINOLYL CARBAZATE



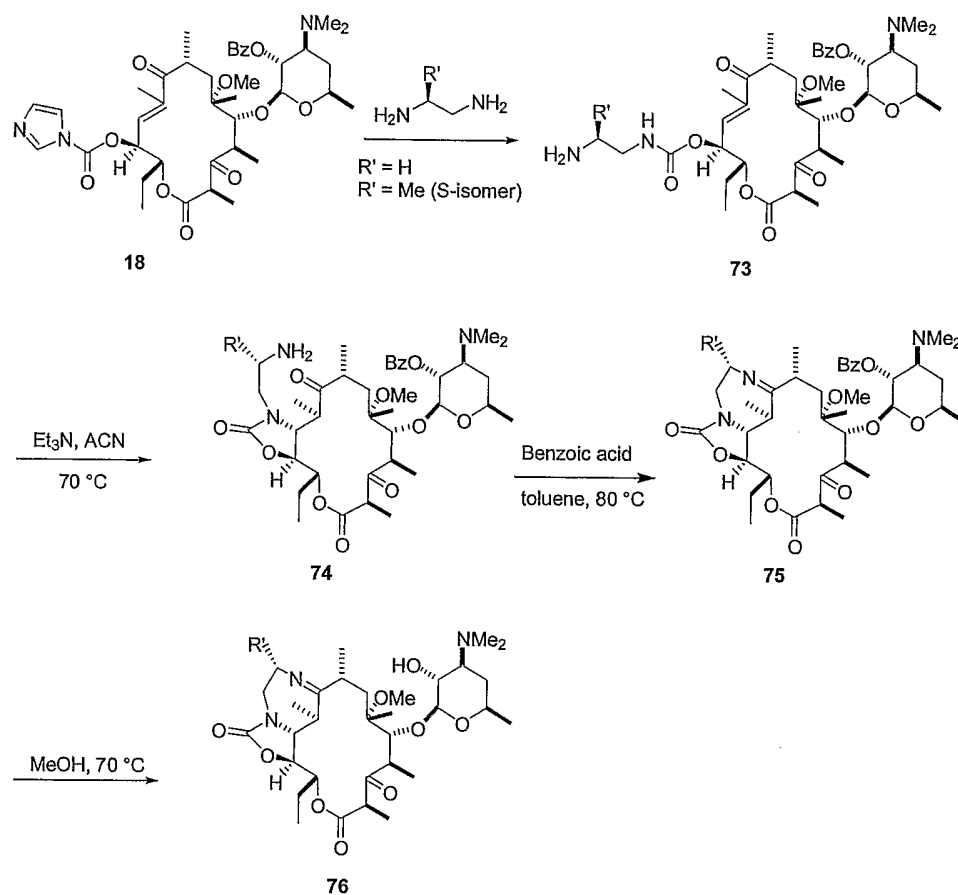
EXAMPLE 78
SYNTHESIS OF 2-F CROTONALDEHYDE PYRIDYL-IMIDAZOLE
CARBAZATE



[00365] Compound **71** was obtained as described in Step 1 of Example 82 for the analogous 2-H compound except using compound **51** (Example 76) as the starting material. ES/MS m/z 468 $[(M+2H^+)/2]$, $C_{49}H_{67}FN_6O_{11} = 935$ g/mol.

[00366] Compound **72** was obtained as described in Step 2 of Example 82 for the analogous 2-H compound except using compound **71** as the starting material. ES/MS m/z 416 $[(M+2H^+)/2]$, $C_{42}H_{63}FN_6O_{10} = 831$ g/mol.

EXAMPLE 79

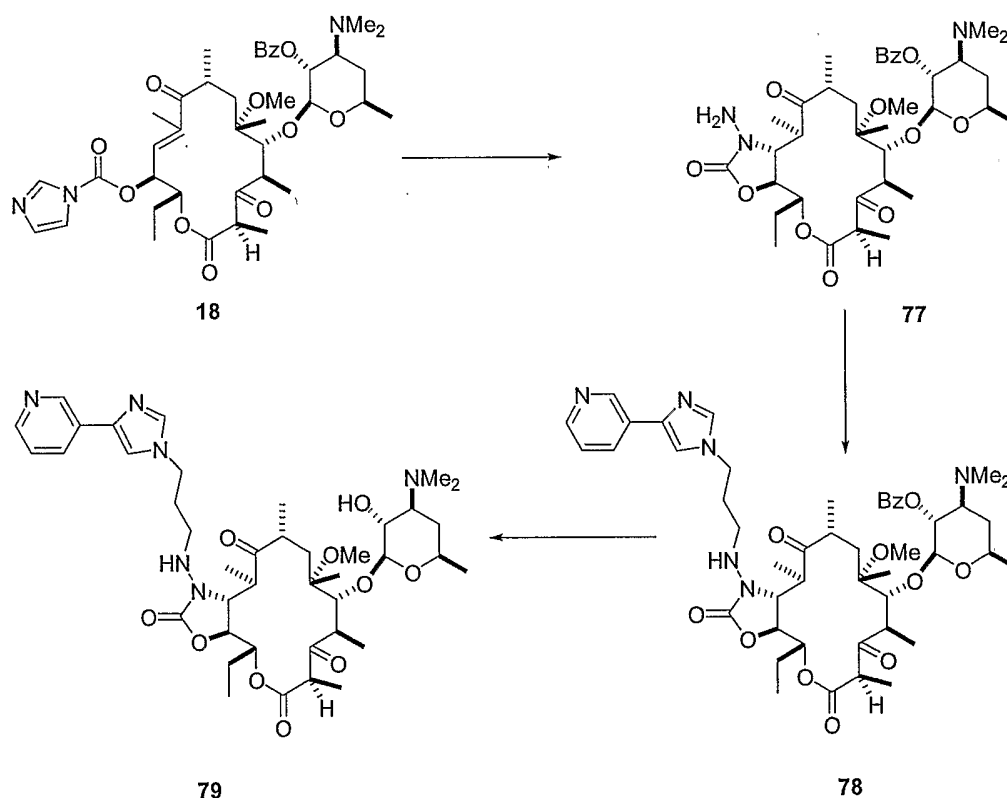


[00367] The previously described crude carbamate intermediate **18** (Example 67) was added to a 0.22 M MeCN solution containing the appropriate amine (2 eq [ethylene diamine; (S)-(-)-1,2-diaminopropane·2HCl]) and stirred at room temperature for 2 h to overnight. The reaction was next diluted with EtOAc and quenched with water (2x), brine, dried over Na₂SO₄, filtered, and concentrated. The products were purified by silica gel chromatography where necessary and redissolved in 0.2 M MeCN containing Et₃N (10 eq) and heated at 55-60°C for 15-39 h before being concentrated and chromatographed (silica gel, 1:1 hexane:acetone with 2% Et₃N). **74a**: R' = H, ESMS *m/z* 746 (MH⁺), C₃₉H₅₉N₃O₁₁ = 745 g/mol. **74b**: R' = Me, ESMS *m/z* 760 (MH⁺), C₄₀H₆₁N₃O₁₁ = 759 g/mol.

[00368] To a 0.05 M toluene solution containing the carbamate **74** and benzoic acid or pivalic acid (2 eq) was stirred at 70°C for 3 days then at to 80°C for an additional 2 days. Purification by silica gel chromatography (2:1 hexanes:acetone with 2% Et₃N) gave the cyclic imine product. **75a**: R' =H, ESMS *m/z* 728 (MH⁺), C₃₉H₅₇N₃O₁₀ =727 g/mol. **75b**: R' =Me, ESMS *m/z* 742 (MH⁺), C₄₀H₅₉N₃O₁₀ =741 g/mol.

[00369] A 0.05 M MeOH solution containing the benzoate **75** was heated to 70°C for 3 h and then concentrated. Purification by silica gel chromatography (1:2 hexanes:acetone with 2% Et₃N) gave the desired product. **76a**: R' =H, ESMS *m/z* 624 (MH⁺), C₃₂H₅₃N₃O₉ =623 g/mol. **76b**: R' =Me, ESMS *m/z* 638 (MH⁺), C₃₃H₅₅N₃O₉ =637 g/mol.

EXAMPLE 80 SYNTHESIS OF 2-H ACROLEIN PYRIDYL-IMIDAZOLE CARBAZATE ANALOG

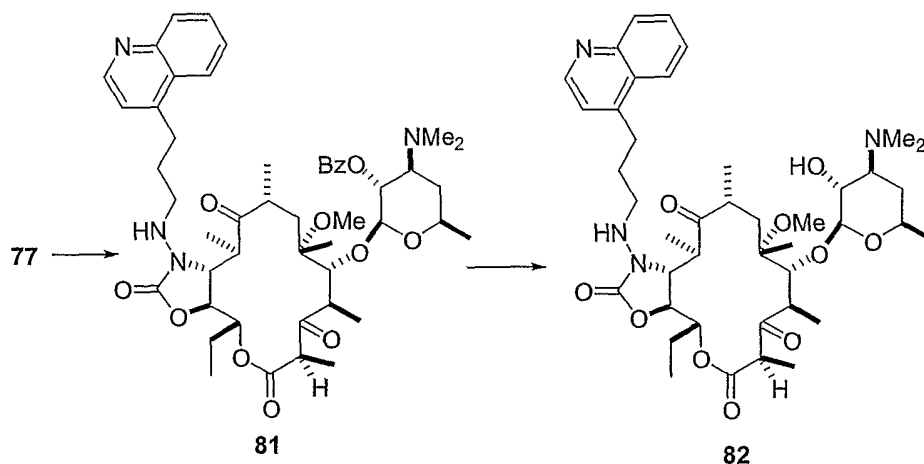


[00370] Compound **18** of Example 67 (1.00 eq) was dissolved in DMF. Hydrazine hydrate (4.0 eq) was added. The solution was stirred at ambient temperature for 3 h. The reaction mixture was poured into EtOAc and washed sequentially with water and brine. The organic layer was dried over Na₂SO₄, filtered, and concentrated. Column chromatography (5:2 hexanes:EtOAc + 2% Et₃N) gave the cyclic carbazide **77**, ES/MS *m/z* 360 [(M+2H⁺)/2], C₃₇H₅₅N₃O₁₁ = 718 g/mol.

[00371] The cyclic carbazate **77** (1.0 eq) and 4-(3-pyridyl)-imidazole (3.0 eq) was dissolved in HOAc. Freshly distilled acrolein (1.2 eq) was added. The solution was stirred at ambient temperature for 16 h; and sodium triacetoxyborohydride (8.0 eq) was added. The solution was stirred for an additional 8.5 h. The reaction mixture was poured into EtOAc and quenched by the addition of 6 N aqueous sodium hydroxide and saturated aqueous sodium bicarbonate. The layers were separated; and the organic layer was washed with brine then dried over Na₂SO₄, filtered, and concentrated. Column chromatography (2:1 hexanes:acetone + 2% Et₃N to 1:2 hexanes:acetone + 2% Et₃N) gave **78**. ES/MS *m/z* 452 [(M+2H⁺)/2], C₄₈H₆₆N₆O₁₁ = 903 g/mol.

[00372] A 0.05 M solution of **78** in methanol was refluxed for 15 h. The mixture was brought to ambient temperature and concentrated. Column chromatography (94:5:1 CHCl₃:MeOH:NH₄OH) gave **79**. ES/MS *m/z* 400 [(M+2H⁺)/2], C₄₁H₆₂N₆O₁₀ = 799 g/mol.

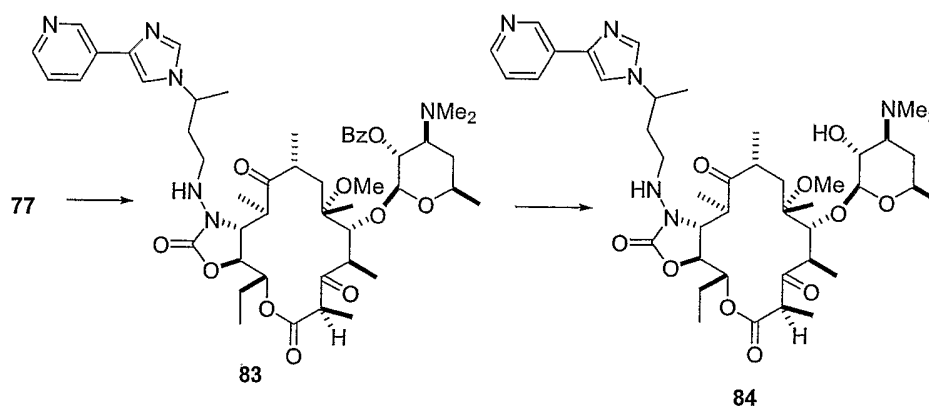
EXAMPLE 81
SYNTHESIS OF 2-H QUINOLYL CARBAZATE



[00373] The cyclic carbazate **77** (Example 80, 1.0 eq) and 4-quinolinecarboxaldehyde (1.2 eq) were dissolved in methanol. Glacial acetic acid (4.0 eq) was added. The solution was stirred at ambient temperature for 5 h. Sodium cyanoborohydride (2.0 eq) was added. The mixture was stirred overnight. The reaction was quenched by the addition of saturated aqueous sodium bicarbonate and then poured into EtOAc. The phases were separated. The organic layer was washed with brine and then dried over Na₂SO₄, filtered, and concentrated. Column chromatography (1:1 hexanes:EtOAc + 2% Et₃N) gave the desired product **81** (78.3%). ES/MS *m/z* 888 (MH⁺), C₄₉H₆₆N₄O₁₁ = 887 g/mol.

[00374] A 0.05 M solution of **81** in methanol was refluxed for 15 h. The mixture was brought to ambient temperature and concentrated. Column chromatography (2:3 hexanes:EtOAc + 2% Et₃N) gave the desired 2-H quinolyl carbazate **82**. ES/MS *m/z* 392 [(M+2H⁺)/2], C₄₈H₆₇N₅O₁₁ = 783 g/mol.

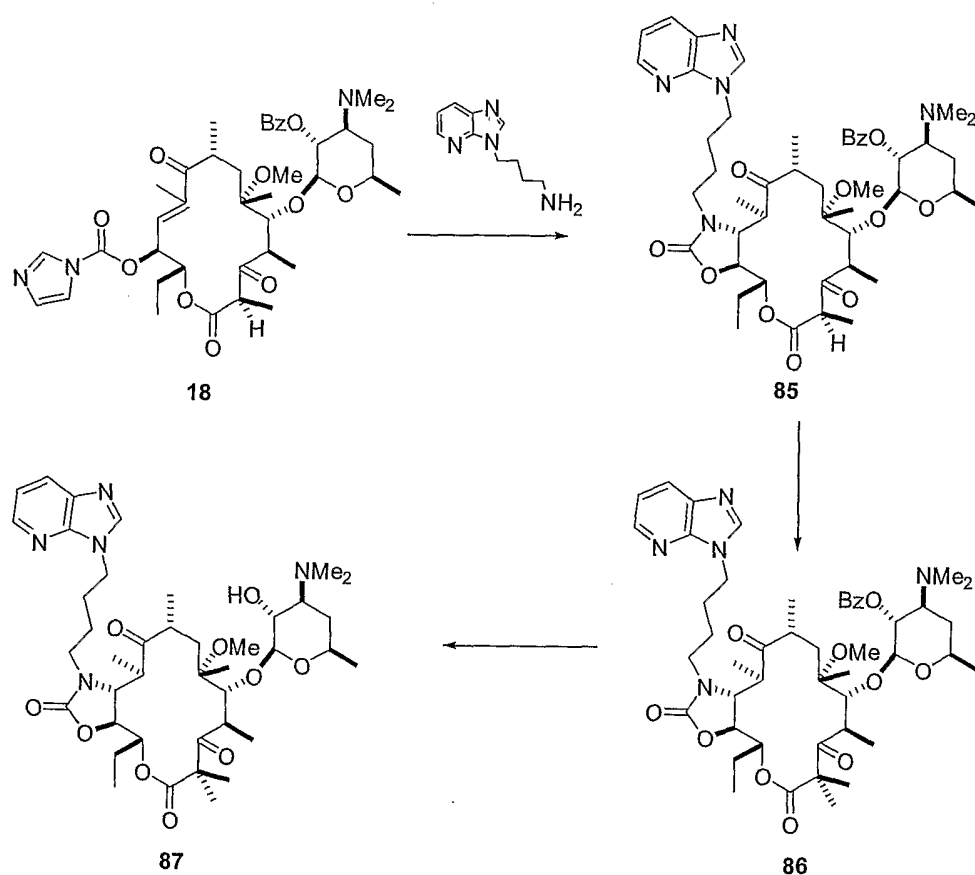
EXAMPLE 82
SYNTHESIS OF 2-H CROTONALDEHYDE PYRIDYL-IMIDAZOLE
CARBAZATE



[00375] Compound 77 (Example 80) was converted to compound 83 as described in Example 80 for the analogous acrolein-derived compound except using crotonaldehyde in place of acrolein. ES/MS m/z 459 $[(M+2H^+)/2]$, $C_{49}H_{68}N_6O_{11}$ = 917

[00376] Compound 83 was converted to compound 84 as described in Example 80 for the analogous acrolein-derived compound. ES/MS m/z 407 $[(M+2H^+)/2]$, $C_{41}H_{62}N_6O_{10}$ = 813 g/mol

EXAMPLE 83
SYNTHESIS OF 2-GEM-DIMETHYL CARBAMATE



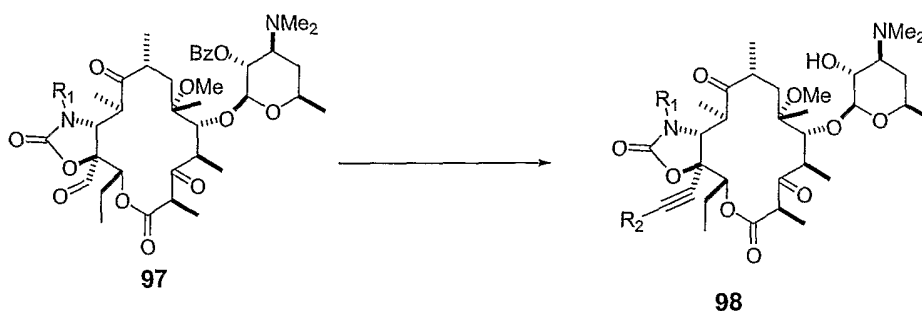
[00377] Compound **18** from Example 67 (1.0 eq) and the appropriate butanamine were dissolved in acetonitrile. The reaction was stirred at 70°C for 14 h. The mixture was brought to ambient temperature, diluted with EtOAc, and washed sequentially with water and brine. The organic layer was dried over Na₂SO₄, filtered, and concentrated. Column chromatography (3:2 hexanes:EtOAc + 2% Et₃N) gave **85**. ES/MS *m/z* 439 [(M+2H⁺)/2], C₄₇H₆₅N₅O₁₁ = 876 g/mol.

[00378] Compound **85** (1.0 eq) was dissolved in 1:1 THF:DMSO and cooled to 0°C. A solution of MeBr in ether (3.0 eq) was added. A solution of potassium tert-butoxide in THF was added dropwise over 20 min. The reaction was stirred at 0°C for 2.5 h. The mixture was diluted with EtOAc, and washed sequentially with saturated sodium bicarbonate, water, and brine. The organic layer was dried over

Na₂SO₄, filtered, and concentrated. Column chromatography (3:2 hexanes:EtOAc + 2% Et₃N) gave the product **86**. ES/MS *m/z* 446 [(M+2H⁺)/2], C₄₈H₆₇N₅O₁₁ = 890 g/mol.

[00379] A 0.05 M solution of **86** in methanol was refluxed for 15 h. The mixture was brought to ambient temperature and concentrated. Column chromatography (2:3 hexanes:EtOAc + 2% Et₃N) gave the desired 2-gem-dimethyl carbamate **87**. ES/MS *m/z* 394 [(M+2H⁺)/2], C₄₈H₆₇N₅O₁₁ = 786 g/mol.

EXAMPLE 84



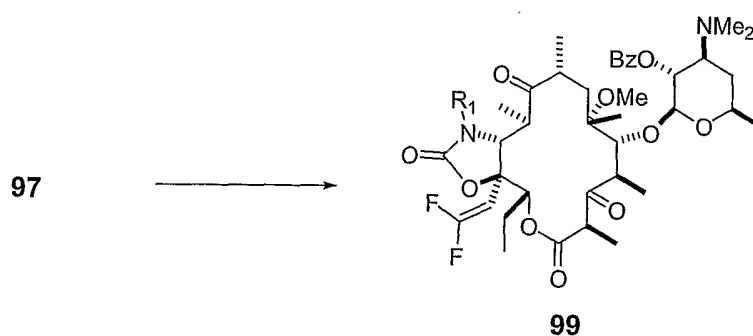
[00380] Step 1. To a stirred solution of aldehyde **97** (R1 =4-(3-pyridyl)imidazolyl)butyl, **97** is synthesized using the product of Example 63 as the starting material: To a solution of the starting material in methylene chloride (0.2 M) is added benzoic anhydride (2 eq). The mixture is stirred under argon at room temperature until the starting material disappears, poured into sat. NaHCO₃ (aq.) and extracted with EtOAc. The organic portions are combined, washed with brine, dried with MgSO₄ and concentrated *in vacuo*. The crude material is purified by flash column chromatography (silica gel, hexane/acetone to give compound **9**.) in CH₂Cl₂ (0.1 M) at 0°C under argon is added triphenylphosphine (2.3 eq). The mixture is stirred for 10 min and carbon tetra-bromide (1.15 eq) is added. The mixture is kept at 0°C with stirring until complete conversion of the starting material, diluted with water, and extracted with CH₂Cl₂. The combined extracts are dried with MgSO₄ and concentrated under reduced pressure. The resulting residue is purified by flash column chromatography (silica gel) to give 1,1-dibromo-olefin intermediate.

[00381] Step 2. To a stirred solution of material obtained from step 1 in anhydrous THF (0.1 M) at -78°C under argon is added *n*-BuLi solution (1.6 M in hexane, 2.1 eq). The mixture is kept at -78°C until complete conversion of the starting material, quenched with ammonium chloride aqueous solution, and extracted with CH_2Cl_2 . The combined extracts are dried with MgSO_4 and concentrated under reduced pressure. The resulting residue is purified by flash column chromatography (silica gel) to give 12-alkyne ($\text{R}_2 = \text{H}$) intermediate.

[00382] Step 3. A 0.05 M solution of the compound from step 2 is stirred in methanol at 70°C for 16 h. The mixture is returned to ambient temperature, and volatiles are removed under reduced pressure. Purification by flash chromatography over silica gel gives compound **98**.

[00383] The following compounds are made according to the procedure described above. **98b**: $\text{R}_1 = 4\text{-(4-Phenyl-imidazol-1-yl)-butyl}$; **98c**: $\text{R}_1 = 4\text{-Quinolin-4-yl-butyl}$; **98d**: $\text{R}_1 = 4\text{-Imidazo[4,5-b]pyridin-3-yl-butyl}$; **98e**: $\text{R}_1 = 4\text{-Imidazo[4,5-b]pyridin-1-yl-butyl}$; and **98f**: $\text{R}_1 = 4\text{-(2-quinolyl)butyl}$.

EXAMPLE 85



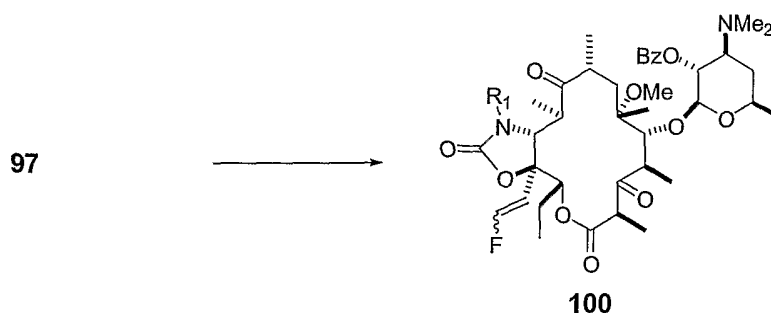
[00384] Step 1. A solution of aldehyde **97** ($\text{R}_1 = 4\text{-(4-(3-pyridyl)imidazolyl)butyl}$, 0.1 M, Example 84), powdered activated Zn (16 eq) and bromodifluoromethyl[tris(dimethylamino)]phosphonium bromide (8 eq, made from dibromodifluoromethane and hexamethylphosphorous triamide according to procedure by Houlton, S. J. *et al*, *Tetrahedron* **1993**, 8087) in anhydrous THF is heated to 50°C under argon until complete conversion of the starting material. The

reaction is cooled to room temperature. The solid is filtered off and the filtrate is partitioned between CHCl_3 and NaHCO_3 (aq.). The organic layer is separated, washed with brine, dried with MgSO_4 , and concentrated under reduced pressure. The resulting residue is purified by flash column chromatography (silica gel) to give 1,1-difluoro-olefin intermediate.

[00385] Step 2. A 0.05 M solution of the compound from step 1, is stirred in methanol at 70°C for 16 h. The mixture is returned to ambient temperature, and volatiles are removed under reduced pressure. Purification by flash chromatography over silica gel gives compound **99**.

[00386] The following compounds are made according to the procedure described above. **99b**: $\text{R}_1 = 4\text{-(4-phenyl-imidazol-1-yl)-butyl}$; **99c**: $\text{R}_1 = 4\text{-quinolin-4-yl-butyl}$; **99d**: $\text{R}_1 = 4\text{-imidazo[4,5-b]pyridin-3-yl-butyl}$; **99e**: $\text{R}_1 = 4\text{-imidazo[4,5-b]pyridin-1-yl-butyl}$; and **99f**: $\text{R}_1 = 4\text{-(2-quinolyl)butyl}$.

EXAMPLE 86



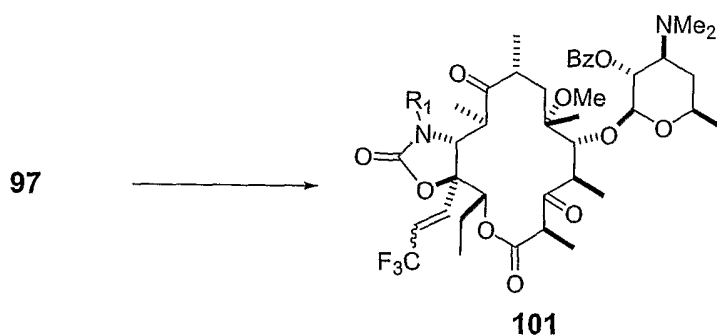
[00387] Step 1. To a solution of aldehyde **97** ($\text{R}_1 = 4\text{-(4-(3-pyridyl)imidazolyl)butyl}$, 0.1 M, (Example 84)) and fluoriodomethyltriphenylphosphonium iodide (1.2 eq, synthesized using commercially available materials according to the procedure by Burton and Greenlimb, *J. Org. Chem.*, **1975**, 40, 2796) in anhydrous DMF at 0°C is added zinc-copper couple (1.5 eq) under argon. The mixture is stirred at 0°C , then at elevated temperature ($5\text{-}25^\circ\text{C}$) until complete conversion of the starting material. The solid is filtered off and the filtrate is partitioned between CHCl_3 and NaHCO_3 (aq.). The

organic layer is separated, washed with brine, dried with MgSO_4 , and concentrated under reduced pressure. The resulting residue is purified by flash column chromatography (silica gel) to give fluoro-olefin intermediate as a mixture of E/Z isomers.

[00388] Step 2. A 0.05 M solution of the compound from step 1 is stirred in methanol at 70°C for 16 h. The mixture is returned to ambient temperature, and volatiles are removed under reduced pressure. Purification by flash chromatography over silica gel gives compound **100**.

[00389] The following compounds are made according to the procedure described above. **100b**: $\text{R1} = 4\text{-(4-phenyl-imidazol-1-yl)-butyl}$; **100c**: $\text{R1} = 4\text{-quinolin-4-yl-butyl}$; **100d**: $\text{R1} = 4\text{-imidazo[4,5-b]pyridin-3-yl-butyl}$; **100e**: $\text{R1} = 4\text{-imidazo[4,5-b]pyridin-1-yl-butyl}$; and **100f**: $\text{R1} = 4\text{-(2-quinolyl)butyl}$.

EXAMPLE 87



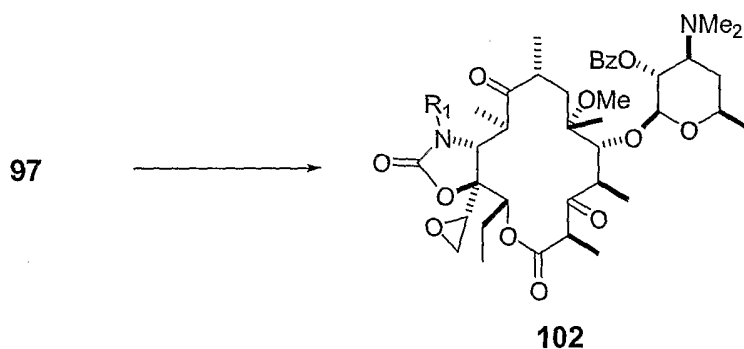
[00390] Step 1. Molecular sieves (4 angstrom powder) is added to a 1 M solution of tetrabutylammonium fluoride in THF (10 eq), and the mixture is stirred at room-temperature overnight under argon. To the mixture is added a solution of aldehyde **97** ($\text{R1} = 4\text{-(4-(3-pyridyl)imidazolyl)butyl}$, 0.2 M, Example 84) and 2,2,2-trifluoroethyldiphenylphosphine oxide (2 eq, synthesized using commercially available materials according to the procedure by Ishibashi, H. *et al*, *J. Org. Chem.*, **2002**, 67, 3156) in THF. After the mixture is stirred for 1 h, molecular sieves is removed by filtration. Water is added to the filtrate, and the whole is extracted with

EtOAc. The organic extract is washed with brine, dried with MgSO_4 and concentrated under reduced pressure. The resulting residue is purified by flash column chromatography (silica gel) to give trifluoromethyl-olefin intermediate as a mixture of E/Z isomers.

[00391] Step 2. A 0.05 M solution of the compound from step 1 is stirred in methanol at 70°C for 16 h. The mixture is returned to ambient temperature, and volatiles are removed under reduced pressure. Purification by flash chromatography over silica gel gives compound **101**.

[00392] The following compounds are made according to the procedure described above. **101b**: $\text{R}_1 = 4\text{-(4-phenyl-imidazol-1-yl)-butyl}$; **101c**: $\text{R}_1 = 4\text{-quinolin-4-yl-butyl}$; **101d**: $\text{R}_1 = 4\text{-imidazo[4,5-b]pyridin-3-yl-butyl}$; **101e**: $\text{R}_1 = 4\text{-imidazo[4,5-b]pyridin-1-yl-butyl}$; and **101f**: $\text{R}_1 = 4\text{-(2-quinolyl)butyl}$.

EXAMPLE 88



[00393] Step 1. To a stirred suspension of NaH (60% dispersion in oil, 1.2 eq) in dry DMSO (0.3 M) at 0°C is added trimethylsulfoxonium iodide (1.2 eq). After 15 min, compound **97** ($\text{R}_1 = 4\text{-(4-(3-pyridyl)imidazolyl)butyl}$, 1 eq, Example 84) in DMSO (0.2 M) is introduced. The reaction is stirred for 30 min (or until complete conversion of the starting material) at room temperature, diluted with water, and extracted with EtOAc. The organic layer is washed with brine, dried with MgSO_4 and

concentrated under reduced pressure. The resulting residue is purified by flash column chromatography (silica gel) to give 12-epoxy intermediate.

[00394] Step 2. A 0.05 M solution of the compound from step 1 is stirred in methanol at 70°C for 16 h. The mixture is returned to ambient temperature, and volatiles are removed under reduced pressure. Purification by flash chromatography over silica gel gives compound **102**.

[00395] The following compounds are made according to the procedure described above. **102b**: R1 = 4-(4-phenyl-imidazol-1-yl)-butyl; **102c**: R1 = 4-quinolin-4-yl-butyl; **102d**: R1 = 4-imidazo[4,5-b]pyridin-3-yl-butyl; **102e**: R1 = 4-imidazo[4,5-b]pyridin-1-yl-butyl; and **102f**: R1 = 4-(2-quinolyl)butyl.

EXAMPLE 89 SYNTHESIS OF ANHYDROLIDE DERIVATIVES (SCHEME 9)

EXAMPLE 89(A). PREPARATION OF COMPOUND **305**

- [00396] R1 = H, R2 = OMe, compound **23** in Example 68(c).
[00397] R1 = CF₃, R2 = OMe, compound **204** in Example 72(c).
[00398] R1 = Et, R2 = OMe, product of Example 8.
[00399] R1 = Et, R2 = O-allyl, see compound obtained from step 4 for making **303** in Example 70(d).

EXAMPLE 89(B). PREPARATION OF COMPOUND **306**

- [00400] R1 = H, R2 = OMe
[00401] Step 1. Same as synthesis of **24** in Example 68(d).
[00402] Step 2. R3-W = 4-(4-phenyl-imidazol-1-yl)-butyl. Same as synthesis of **25b** in Example 68(e).

EXAMPLE 89(C). PREPARATION OF COMPOUND **307**

- [00403] R1 = Et, R2 = O-allyl or O-propargyl

[00404] Step 1. Compound **305** is dissolved in a mixture of acetonitrile/3 N HCl aqueous (2:1) (0.1 M). The mixture is stirred under argon until the starting material disappears, poured into sat. NaHCO₃ (aq.) and extracted with EtOAc. The organic portions are combined, washed with brine, dried with MgSO₄, and concentrated *in vacuo*. The crude material is purified by flash column chromatography (silica gel, hexane/acetone).

[00405] Step 2. To material obtained from step 1 in dichloromethane (0.1 M) at 0°C is added triethylamine (2 eq) and methanesulfonyl chloride (1.1 eq). The mixture is stirred at 25°C until complete conversion of the starting material (monitored by TLC and LC/MS), poured into sat. NaHCO₃ (aq.) and extracted with EtOAc. The organic portions are combined, washed with brine, dried with MgSO₄, and concentrated *in vacuo*. The crude material is purified by flash column chromatography (silica gel, hexane/acetone).

[00406] Step 3. To material obtained from step 2 in THF (0.1 M) at 0°C is added sodium hydride (2.2 eq). The mixture is stirred at room temperature until complete conversion of the starting material (monitored by TLC and LC/MS), poured into sat. NaHCO₃ (aq.) and extracted with EtOAc. The organic portions are combined, washed with brine, dried with MgSO₄, and concentrated *in vacuo*. The crude material is purified by flash column chromatography (silica gel, hexane/acetone) to give compound **307**.

EXAMPLE 89(D). PREPARATION OF COMPOUND **308** (ROUTE 1)

[00407] R1 =H, R2 =OMe, R3-W =4-(4-phenyl-imidazol-1-yl)-butyl

[00408] Step 1. Compound **306** is dissolved in a mixture of acetonitrile/3 N HCl aqueous (2:1). The mixture is stirred under argon until the starting material disappears, poured into sat. NaHCO₃ (aq.) and extracted with EtOAc. The organic portions are combined, washed with brine, dried with MgSO₄, and concentrated *in vacuo*. The crude material is purified by flash column chromatography (silica gel, hexane/acetone).

[00409] Step 2. To material obtained from step 1 in dichloromethane at 0°C was added triethylamine (2 eq) and methanesulfonyl chloride (1.1 eq). The mixture is

stirred at room temperature until complete conversion of the starting material (monitored by TLC and LC/MS), poured into sat. NaHCO_3 (aq.) and extracted with EtOAc. The organic portions are combined, washed with brine, dried with MgSO_4 , and concentrated *in vacuo*. The crude material is purified by flash column chromatography (silica gel, hexane/acetone).

[00410] Step 3. To material obtained from step 2 in THF at 0°C is added sodium hydride (1.2 eq). The mixture is stirred at room temperature until complete conversion of the starting material (monitored by TLC and LC/MS), poured into sat. NaHCO_3 (aq.) and extracted with EtOAc. The organic portions are combined, washed with brine, dried with MgSO_4 , and concentrated *in vacuo*. The crude material is purified by flash column chromatography (silica gel, hexane/acetone).

[00411] Step 4. The solution of material obtained from step 3 in MeOH (0.05 M) is heated to 60°C until the starting material disappears. The solvent is removed under reduced pressure. Purification using flash chromatography (silica gel, hexane/acetone) then gives the desired material **308**.

EXAMPLE 89(E). PREPARATION OF COMPOUND **308** (ROUTE 2)

[00412] $\text{R1} = \text{Et}$, $\text{R3-W} = \text{H}$

[00413] Step 1. A 0.2 M solution of the compound **307** and 1,1-carbonyldiimidazole (2.0 eq) in tetrahydrofuran is cooled to -15°C . Sodium hydride (60% dispersion in mineral oil, 1.2 eq) is added. The mixture is stirred at -15°C for 15 min and at 0°C for an additional 10 min. The reaction is diluted with ethyl acetate and quenched with saturated aqueous sodium bicarbonate. The layers are separated. The organic layer is washed with water and brine, dried over magnesium sulfate, filtered, and concentrated. The crude material is used without further purification.

[00414] Step 2. Ammonium hydroxide (90 eq) is added to a 0.15 M solution of the compound from step 1 in 10:1 acetonitrile:tetrahydrofuran. The mixture is stirred at 50°C for 16 h and then returned to ambient temperature. The reaction mixture is poured into EtOAc and saturated sodium bicarbonate. The layers are separated. The organic layer is washed with water and brine, dried over magnesium sulfate, filtered,

and concentrated. The crude material is purified by flash chromatography over silica gel.

[00415] R2 =(2E)-3-(3-quinolyl)prop-2-en-1-oxy

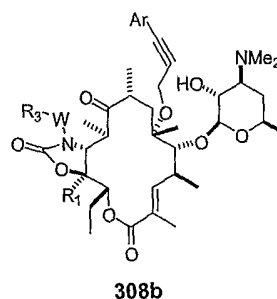
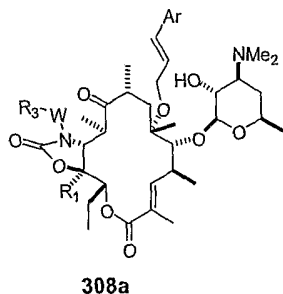
[00416] Step 3. Heck reaction: Tris(dibenzylideneacetone)dipalladium(0) chloroform adduct (0.25 eq) is added to a degassed 0.1 M solution of compound obtained from step 2, tri-*O*-tolylphosphine (1.0 eq), 3-bromoquinoline (10 eq), and triethylamine (2.0 eq) in acetonitrile. The mixture is stirred at 70°C for 30 h and returned to ambient temperature. The reaction mixture is poured into EtOAc and saturated sodium bicarbonate. The layers are separated. The organic layer is washed with water and brine, dried over magnesium sulfate, filtered through Celite, and concentrated. The crude material is purified by flash chromatography over silica gel to give the desired compound.

[00417] R2 =3-(5-(2-pyridyl)-2-thienyl)prop-2-yn-1-oxy

[00418] Step 3. Sonogashira reaction: Tetrakis(triphenylphosphine)palladium(0) (0.25 eq) and copper(I) iodide (0.25 eq) are added to a degassed 0.1 M solution of compound obtained from step 2, 5-bromo-2-(2-pyridyl)thiophene (10 eq), and triethylamine (2.0 eq) in *N,N*-dimethylformamide. The mixture is stirred at 80°C for 16 h and returned to ambient temperature. The reaction mixture is poured into EtOAc and saturated sodium bicarbonate. The layers are separated. The organic layer is washed with water and brine, dried over magnesium sulfate, filtered through Celite, and concentrated. The crude material is purified by flash chromatography over silica gel to give the desired compound.

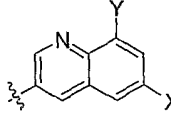
[00419] Step 4. A 0.05 M solution of the compound from step 3 is stirred in methanol at 70°C for 16 h. The mixture is returned to ambient temperature, and volatiles are removed under reduced pressure. Purification by flash chromatography over silica gel gives compound **308**.

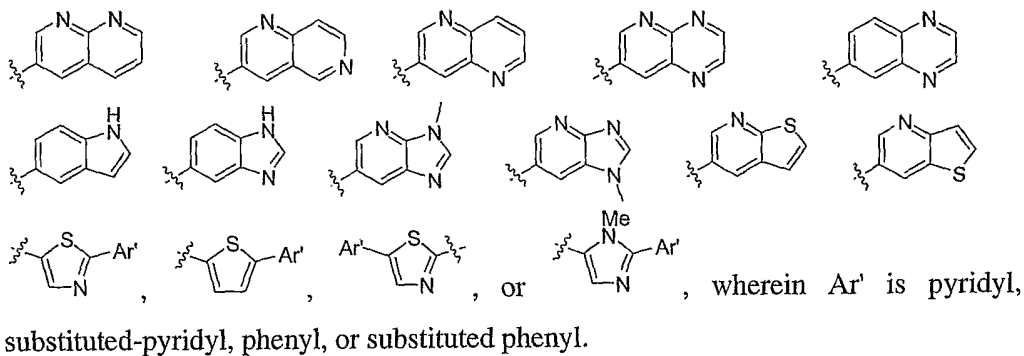
[00420] Compounds having general structure **308a** are made following the above scheme. ArX (X = I, Br, or Cl) are used in the step of Heck reaction. Compounds having general structure **308b** are made following the above scheme. ArX (X = I, Br, or Cl) are used in the step of Sonogashira reaction.



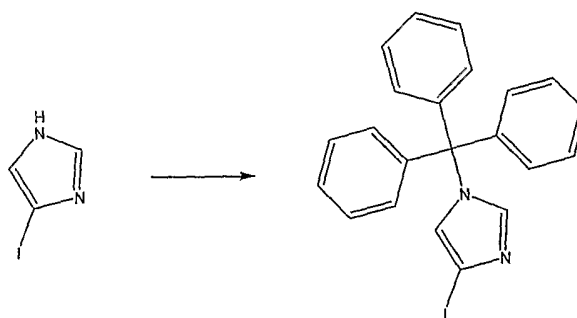
General Structure:

wherein Ar is 2-quinolyl, 3-quinolyl, 4-quinolyl, 5-quinolyl, 6-quinolyl, 7-quinolyl, 8-

quinolyl, 1-naphthyl, 2-naphthyl, , wherein when Y is H, X is F, Cl, OH, CN, NO₂, NH₂, pyridyl, OR, or Ac; and when X = H, Y = NO₂, NH₂, CH₃, CF₃,

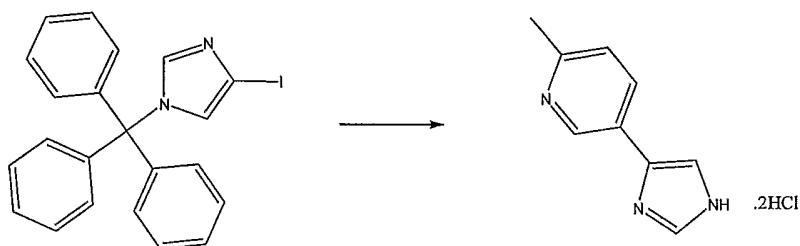


EXAMPLE 90 SYNTHESIS OF 4-iodo-1-trityl-1H-imidazole



[00421] To a solution of 4-iodoimidazole (1 eq) in DMF at room temperature was added triphenylmethyl chloride (1.2 eq). After stirring at room temperature for 24 h, the solution was poured into ice water and left stirring for 30 min. The solid was filtered and pumped on for several hours to yield the crude compound. Ethyl ether was added to the crude compound and the solution was filtered to yield 4-iodo-1-trityl-1H-imidazole (92%) as a white solid. MH^+ (437).

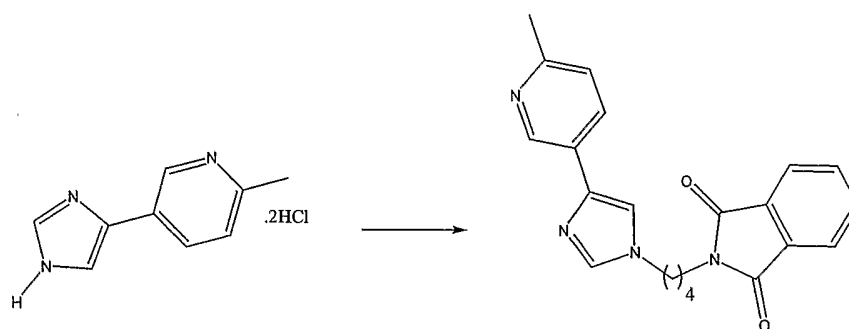
EXAMPLE 91
SYNTHESIS OF 5-(1H-IMIDAZOL-4-YL)-2-METHYL-PYRIDINE



[00422] To a solution of 4-iodo-1-trityl-1H-imidazole (1 eq) in THF at room temperature was added ethylmagnesium bromide (1.2 eq) under dry conditions. After stirring for 90 minutes, zinc chloride (1.2 eq) was added to the reaction mixture. After stirring for another 90 minutes, tetrakis(triphenylphosphine)palladium (10%) and 5-bromo-2-methylpyridine (1.2 eq) were added to the reaction mixture. Following that, the reaction mixture was heated in a 70°C oil bath overnight. Upon cooling, the reaction was diluted with dichloromethane and washed with a EDTA buffer (at approximately pH 9), NaCl, dried over sodium sulfate, filtered and concentrated. The crude product was dissolved in ethanol and concentrated HCl was added to the solution at room temperature. The reaction mixture was heated in a 50°C oil bath for 2 hours. Upon cooling, the reaction was filtered and washed with ethyl ether to yield 5-(1H-imidazol-4-yl)-2-methylpyridine (63%). MH^+ (160)

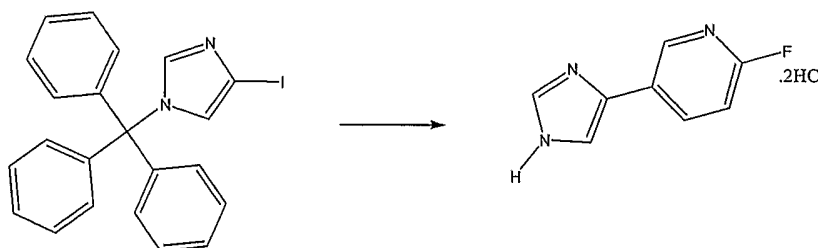
EXAMPLE 92
SYNTHESIS OF ISOINDOLE-1,3-DIONES

EXAMPLE 92(A). SYNTHESIS OF 2-[4-(6-METHYL-PYRIDIN-3-YL)-
IMIDAZOL-1-YLMETHYL]-ISOINDOLE-1,3-DIONE



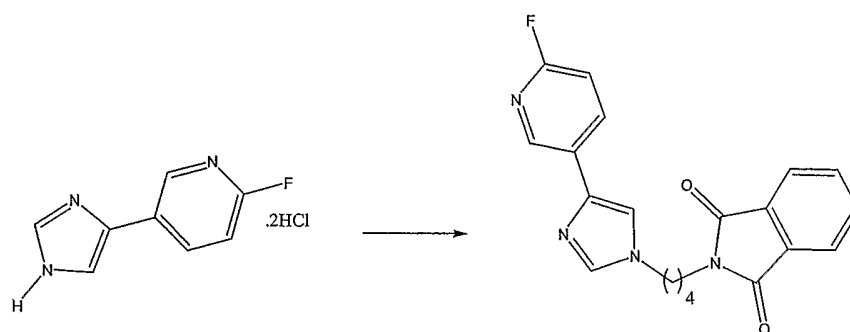
[00423] To a solution of 5-(1H-imidazol-4-yl)-2-methylpyridine (1 eq) in DMF was added potassium carbonate (4 eq) at room temperature under dry conditions. After heating the reaction mixture in a 80°C oil bath for 1 hour, N-(4-bromobutyl)phthalimide (3.9 eq) was added to the mixture. The solution was left stirring in a 80°C oil bath for 24 hours. Upon cooling, the reaction was filtered and the solid was washed with ethyl acetate. The filtrate was diluted with ethyl acetate and washed with NH₄Cl (sat.), H₂O, NaCl (sat.), dried over sodium sulfate, filtered, and concentrated. The crude product was purified by flash chromatography using an initial solvent gradient of 97% DCM, 3% MeOH, and 0.1% TEA (1 L) to afford the product (37%). MH⁺(361)

EXAMPLE 92(B). SYNTHESIS OF 2-FLUORO-
5-(1-TRITYL-1H-IMIDAZOL-4-YL)-PYRIDINE



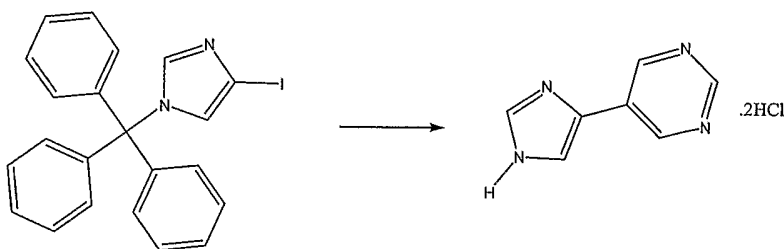
[00424] To a solution of 4-iodo-1-*trityl*-1H-imidazole (1 eq) in THF at room temperature was added ethylmagnesium bromide (1.2 eq) under dry conditions. After stirring for 90 minutes, zinc chloride (1.2 eq) was added to the reaction mixture. After stirring for another 90 minutes, tetrakis(triphenylphosphine)palladium (10%) and 5-bromo-2-fluoropyridine (1.2 eq) were added to the reaction mixture. Subsequent reaction conditions and work up are as described previously, in Example 73 to afford the solid 2-fluoro-5-(1H-imidazol-4-yl)-pyridine (46%). MH^+ (164)

EXAMPLE 92(C). SYNTHESIS OF 2-{4-[4-(6-FLUORO-PYRIDIN-3-YL)-IMIDAZOL-1-YLMETHYL]-BUTYL}-ISOINDOLE-1,3-DIONE



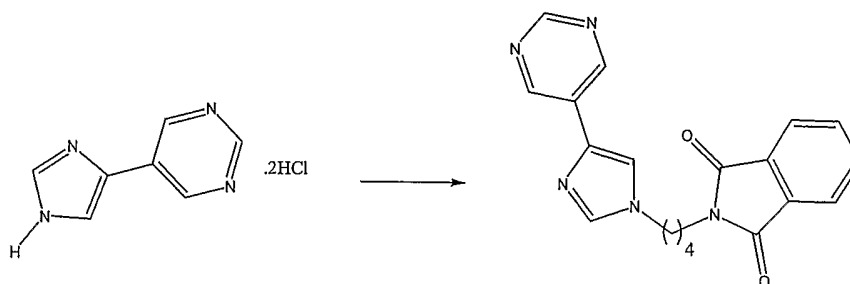
[00425] To a solution of 2-fluoro-5-(1H-imidazol-4-yl)-pyridine (1 eq) in DMF was added potassium carbonate (5 eq) at room temperature under dry conditions. After heating the reaction mixture in a 80°C oil bath for 1 hour, N-(4-bromobutyl)phthalimide (4 eq) was added to the mixture. The solution was left stirring in a 80°C oil bath for 24 hours. Upon cooling, the reaction was filtered and the solid was washed with ethyl acetate. The filtrate was diluted with ethyl acetate and washed with NH_4Cl (sat.), H_2O , $NaCl$ (sat.), dried over sodium sulfate, filtered, and concentrated. The crude product was purified by flash chromatography using an initial solvent gradient of 97% DCM, 3% MeOH, and 0.1% TEA (1 L) to yield 2-{4-[4-(6-fluoro-pyridin-3-yl)-imidazol-1-ylmethyl]-butyl}-isoindole-1,3-dione (55%). MH^+ (365)

EXAMPLE 92(D). SYNTHESIS OF 5-(1-TRITYL-1H-IMIDAZOL-4-YL)-PYRIMIDINE (A)



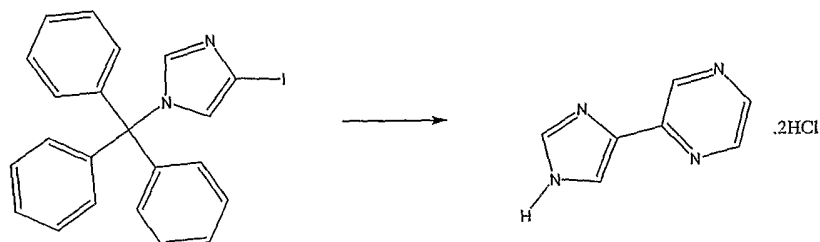
[00426] To a solution of 4-iodo-1-trityl-1H-imidazole (A) (1 eq) in THF (100 ml) at room temperature was added ethylmagnesium bromide (1.2 eq) under dry conditions. After stirring for 90 minutes, zinc chloride (1.2 eq) was added to the reaction mixture. After stirring for another 90 minutes, tetrakis(triphenylphosphine)palladium (10%) and 5-bromopyrimidine (1.2 eq) were added to the reaction mixture. Subsequent reaction conditions and work up are as described previously in Example 73, the resulting solid 5-(1H-imidazol-4-yl)-pyrimidine (46%) was collected by filtration and used without further purification. MH^+ (147)

EXAMPLE 92(E). SYNTHESIS OF 2-[4-(4-PYRIMIDIN-5-YL-IMIDAZOL-1-YL)-BUTYL]-ISOINDOLE-1,3-DIONE



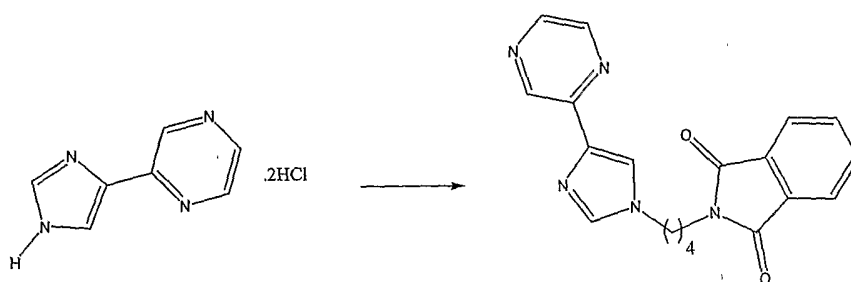
[00427] Synthesis was performed as in Example 74, to yield 2-[4-(4-pyrimidin-5-yl-imidazol-1-yl)-butyl]-isoindole-1,3-dione (48%). MH^+ (348)

EXAMPLE 92(F). SYNTHESIS OF 2-(1H-IMIDAZOL-4-YL)-PYRAZINE



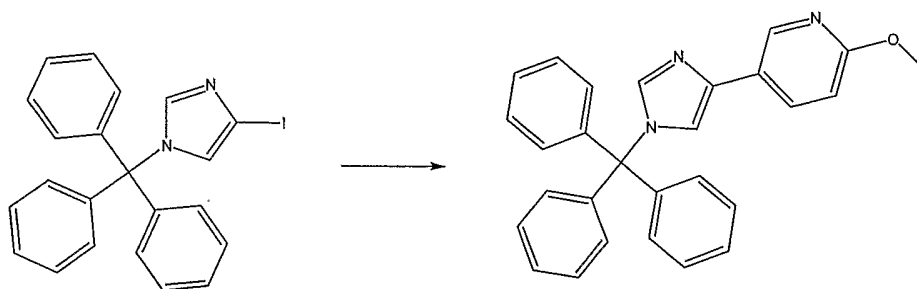
[00428] To a solution of 4-iodo-1-trityl-1H-imidazole (1 eq) in THF at room temperature was added ethylmagnesium bromide (1.2 eq) under dry conditions. After stirring for 90 minutes, zinc chloride (1.2 eq) was added to the reaction mixture. After stirring for another 90 minutes, tetrakis(triphenylphosphine) palladium (10%) and 5-bromopyrazine (1.3 eq) were added to the reaction mixture. Subsequent reaction conditions and work up are as described previously in Example 73, the resulting solid 2-(1H-imidazol-4-yl)-pyrazine (37%) was collected by filtration. MH^+ (147)

EXAMPLE 92(G). SYNTHESIS OF 2-[4-(4-PYRAZIN-2-YL-IMIDAZOL-1-YL)-BUTYL]-ISOINDOLE-1,3-DIONE



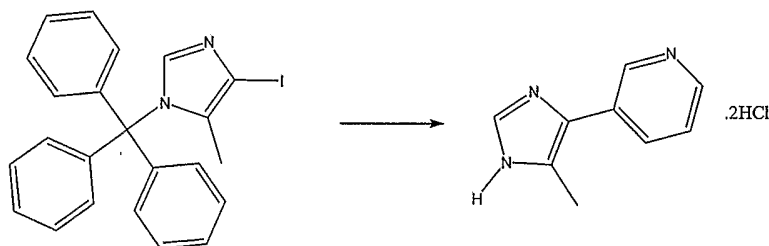
[00429] Synthesis was performed as in Example 74, to yield 2-[4-(4-pyrazin-2-yl-imidazol-1-yl)-butyl]-isoindole-1,3-dione (A) (48%). MH^+ (348)

EXAMPLE 92(H). SYNTHESIS OF 2-METHOXY-5-(1-TRITYL-1H-IMIDAZOL-4-YL)-PYRIDINE



[00430] To a solution of 4-iodo-1-trityl-1H-imidazole (A) (1 eq) in THF at room temperature was added ethylmagnesium bromide (1.2 eq) under dry conditions. After stirring for 90 minutes, zinc chloride (1.2 eq) was added to the reaction mixture. After stirring for another 90 minutes, tetrakis(triphenylphosphine)palladium (10%) and 5-bromo-2-methoxypyridine (1.2 eq) were added to the reaction mixture. Upon cooling, the reaction was diluted with dichloromethane and washed with a EDTA buffer (at approximate pH 9), NaCl (sat.), dried over sodium sulfate, filtered, and concentrated. MH^+ (418)

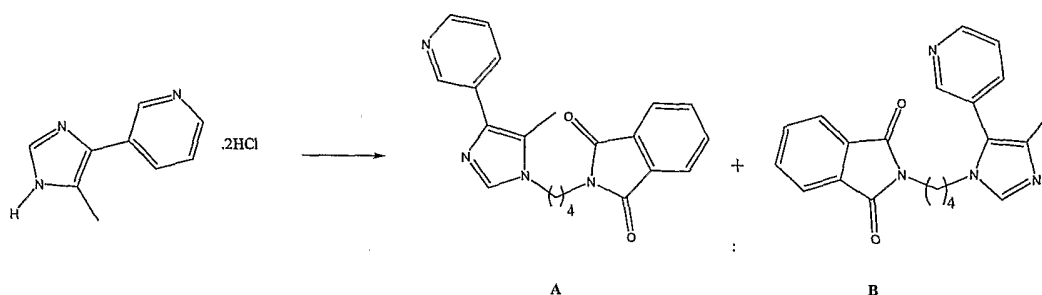
EXAMPLE 92(I). SYNTHESIS OF 3-(5-METHYL-1-TRITYL-1H-IMIDAZOL-4-YL)-PYRIDINE



[00431] To a solution of 4-iodo-5-methyl-1-trityl-1H-imidazole (1 eq) in THF at room temperature was added ethylmagnesium bromide (1.2 eq) under dry conditions. After stirring for 90 minutes, zinc chloride (1.2 eq) was added to the reaction mixture. After stirring for another 90 minutes, tetrakis(triphenylphosphine)palladium (10%) and 3-bromopyridine (1.2 eq) were

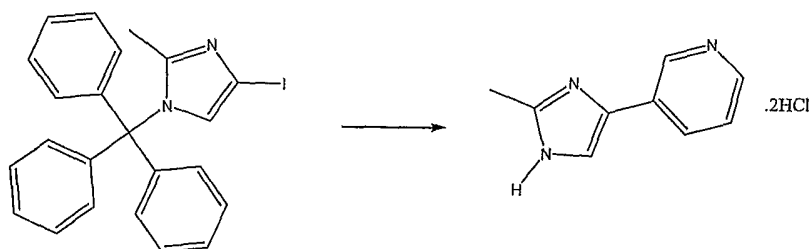
added to the reaction mixture. Subsequent reaction conditions were performed as in Example 73 to give 3-(5-methyl-1H-imidazol-4-yl)-pyridine (92%). MH^+ (160)

EXAMPLE 92(J). SYNTHESIS OF 2-[4-(5-METHYL-4-PYRIDIN-3-YL-IMIDAZOL-1-YL)-BUTYL]-ISOINDOLE-1,3-DIONE (A), AND 2-[4-(4-METHYL-5-PYRIDIN-3-YL-IMIDAZOL-1-YL)-BUTYL]-ISOINDOLE-1,3-DIONE (B)



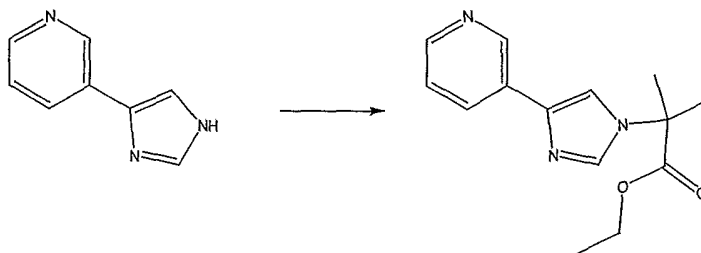
[00432] To a solution of sodium hydride (4.5 eq) in DMF was added slowly a solution of 3-(5-methyl-1H-imidazol-4-yl)-pyridine (1 eq) in DMF. Once the reaction mixture was left stirring at room temperature for 30 minutes, N-(4-bromobutyl)phthalimide (2 eq) was added to the mixture. The solution was left stirring in a 80°C oil bath for 90 minutes. Upon cooling, the reaction was diluted with ethyl acetate and washed with NH_4Cl (sat.), H_2O , NaCl (sat.), dried over sodium sulfate, filtered, and concentrated. The crude product was purified by flash chromatography (97% DCM, 3% MeOH and 0.1% TEA) to yield a 6 to 1 mixture of (A) and (B) (28%). MH^+ (361)

EXAMPLE 92(K). SYNTHESIS OF 3-(2-METHYL-1-TRITYL-1H-IMIDAZOL-4-YL)-PYRIDINE



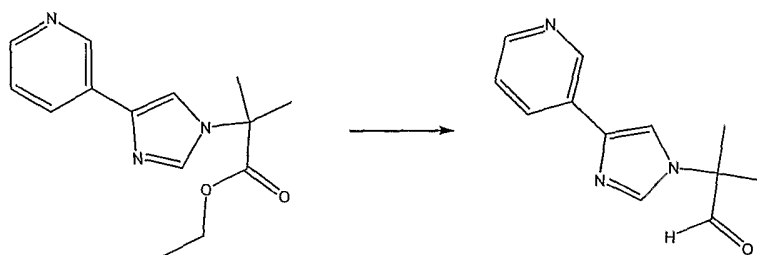
[00433] To a solution of 4-iodo-3-methyl-1-trityl-1*H*-imidazole (1 eq) in THF at room temperature was added ethylmagnesium bromide (1.2 eq) under dry conditions. After stirring for 90 minutes, zinc chloride (1.2 eq) was added to the reaction mixture. After stirring for another 90 minutes, tetrakis(triphenylphosphine)palladium (10%) and 3-bromopyridine (1.1 eq) were added to the reaction mixture. Subsequent reaction conditions were performed as in Example 91(b) to provide 3-(2-methyl-1*H*-imidazol-4-yl)-pyridine (88%). MH^+ (160)

EXAMPLE 92(L). SYNTHESIS OF 2-METHYL-2-(4-PYRIDIN-3-YL-IMIDAZOL-1-YL)-PROPIONIC ACID ETHYL ESTER



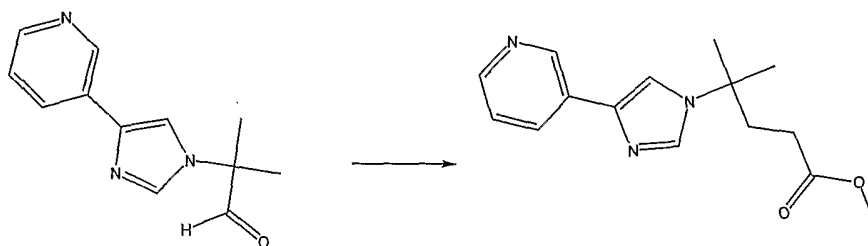
[00434] To a solution of 3-(1*H*-imidazol-4-yl)-pyridine (1 eq) in DMF was added potassium carbonate (2 eq) under dry condition. After stirring for 1 hour, ethyl 2-bromoisobutyrate (5 eq) was added to the mixture. The solution was left stirring over 36 hours at room temperature. The reaction solvent was removed *in vacuo* and the solid was diluted with ethyl acetate washed with H_2O , NaCl (sat.), dried over sodium sulfate, filtered, and concentrated. The crude product was purified by flash chromatography using a solvent gradient of 97% DCM, 3% MeOH, and 0.1% TEA to yield 2-methyl-2-(4-pyridin-3-yl-imidazol-1-yl)-propionic acid ethyl ester (33%). MH^+ (260)

EXAMPLE 92(M). SYNTHESIS OF 2-METHYL-2-(4-PYRIDIN-3-YL-IMIDAZOL-1-YL)-PROPIONALDEHYDE



To a solution of 2-methyl-2-(4-pyridin-3-yl-imidazol-1-yl)-propionic acid ethyl ester (1 eq) in DCM at -78°C was added diisobutylaluminum hydride (4 eq). After leaving the reaction mixture stir at -78°C for 3 hours, methanol (4 eq) was added to the reaction mixture at -78°C and the solution was warmed to room temperature over 60 minutes. Ethyl acetate was added to the solution and after 30 minutes the solution was filtered and concentrated to give 2-methyl-2-(4-pyridin-3-yl-imidazol-1-yl)-propionaldehyde (70%). $\text{MH}^+ + \text{H}_2\text{O}$ (234)

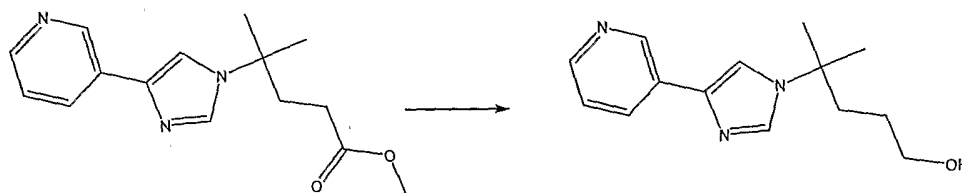
EXAMPLE 92(N). SYNTHESIS OF 4-METHYL-4-(4-PYRIDIN-3-YL-IMIDAZOL-1-YL)PENTANOIC ACID METHYL ESTER



[00435] To a solution of sodium hydride (1.2 eq) in THF was added slowly methyl diethylphosphonoacetate (1.2 eq) at 0°C under dry conditions and the mixture was stirred at room temperature for 30 minutes. A solution of 2-methyl-2-(4-pyridin-3-yl-imidazol-1-yl)-propionaldehyde (1 eq), in THF was added dropwise at room temperature and the mixture was stirred for 1 hour at the same temperature. The mixture was poured into H_2O and the whole was extracted with ethyl acetate. The organic layer was washed with NaCl (sat.), dried over sodium sulfate, filtered, and

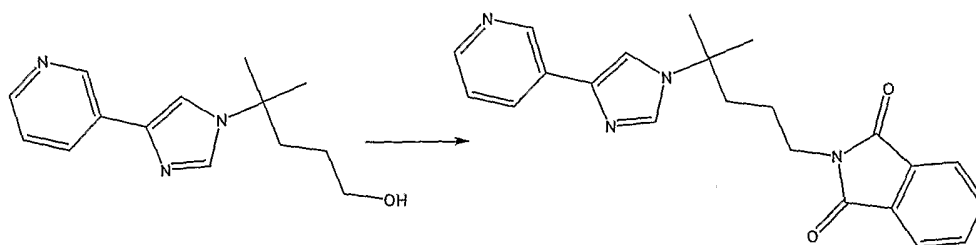
concentrated. To a solution of the residue in ethyl acetate, was added palladium, 10 wt. % on activated carbon and left stirring under 1 atm hydrogen overnight. After the catalyst was filtered off, the filtrate was purified by flash chromatography using a solvent gradient 97% DCM, 3% MeOH, and 0.1% TEA to yield 4-methyl-4-(4-pyridin-3-yl-imidazol-1-yl)pentanoic acid methyl ester (75%). MH^+ (274)

EXAMPLE 92(O). SYNTHESIS OF 4-METHYL-4-(4-PYRIDIN-3-YL-IMIDAZOL-1-YL)-PENTAN-1-OL



[00436] To a solution of 4-methyl-4-(4-pyridin-3-yl-imidazol-1-yl)pentanoic acid methyl ester (1 eq) in ethanol was added sodium borohydride (4 eq) at room temperature. The reaction mixture was heated in a 50°C oil bath for 60 minutes and then quenched by addition of H_2O . Once the reaction solvent was removed *in vacuo*, a solution of the residue in dichloromethane was washed with NaCl (sat.), dried over sodium sulfate, filtered and concentrated to give 4-methyl-4-(4-pyridin-3-yl-imidazol-1-yl)-pentan-1-ol (68%). MH^+ (246)

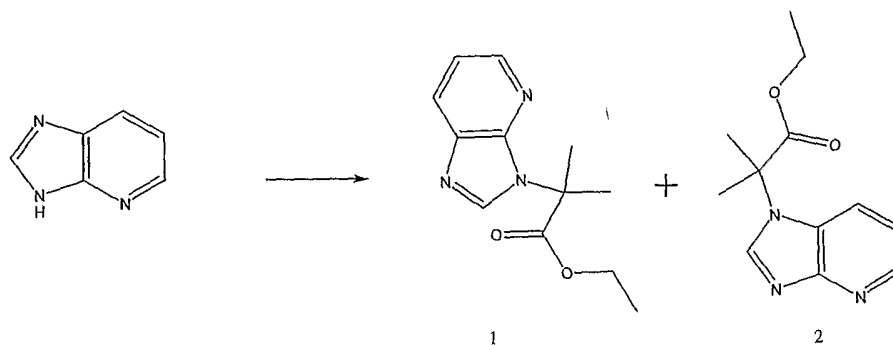
EXAMPLE 92(P). SYNTHESIS OF 2-[4-METHYL-4-(4-PYRIDIN-3-YL-IMIDAZOL-1-YL)-PENTYL]-ISOINDOLE-1,3-DIONE



[00437] To a solution of 4-methyl-4-(4-pyridin-3-yl-imidazol-1-yl)-pentan-1-ol (1 eq) in THF (20 ml) was added dropwise diethyl azodicarboxylate (1.1 eq),

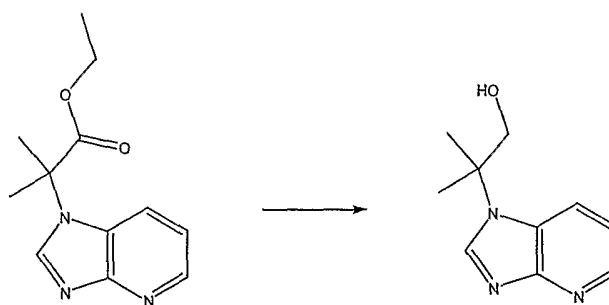
triphenyl phosphine (1.1 eq), and phthalimide (1.1 eq). The yellow solution was stirred at room temperature overnight and the solution was concentrated. The crude product was directly purified by flash chromatography using a solvent gradient of 97% DCM, 3% MeOH, and 0.1% TEA to yield 2-[4-methyl-4-(4-pyridin-3-yl-imidazol-1-yl)-pentyl]-isoindole-1,3-dione (66%). MH^+ (375)

EXAMPLE 92(Q). 2-IMIDAZO[4,5-*B*]PYRIDIN-1-YL-
2-METHYL-PROPIONIC ACID ETHYL ESTER (1)
AND 2-IMIDAZO[4,5-*B*]PYRIDIN-3-YL-2-METHYL-PROPIONIC
ACID ETHYL ESTER (2)



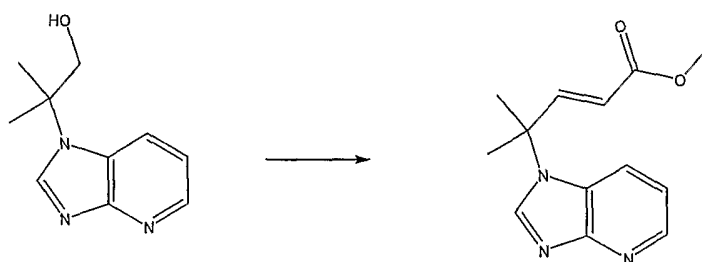
[00438] To a solution of 4-azabenzimidazole (1 eq) in DMF was added potassium carbonate (2 eq) under dry condition. After stirring for 1 hour, ethyl 2-bromoisobutyrate (5 eq) was added to the mixture. The solution was left stirring for 7 days at room temperature. The reaction solvent was removed *in vacuo* and the solid was diluted with dichloromethane, washed with H_2O , NaCl (sat.), dried over sodium sulfate, filtered, and concentrated. The crude product was purified by flash chromatography using a solvent gradient of 98% DCM, 2% MeOH, and 0.1% TEA to afford 2-imidazo[4,5-*b*]pyridin-3-yl-2-methyl-propionic acid ethyl ester (1) (33%), and subsequently 2-imidazo[4,5-*b*]pyridin-1-yl-2-methyl-propionic acid ethyl ester (2) (66%) as the later spot. MH^+ (234)

EXAMPLE 93
2-IMIDAZO[4,5-*B*]PYRIDIN-1-YL-2-METHYL-PROPAN-1-OL



[00439] To a solution of 2-imidazo[4,5-*b*]pyridin-1-yl-2-methyl-propionic acid ethyl ester (1 eq) in ethanol was added sodium borohydride (4 eq) at room temperature. The reaction mixture was left stirring at room temperature overnight and then quenched by addition of H₂O. Once the reaction solvent was removed *in vacuo*, the residue was dissolved in dichloromethane, washed with NaCl (sat.), dried over sodium sulfate, filtered, and concentrated to give compound 2-imidazo[4,5-*b*]pyridin-1-yl-2-methyl-propan-1-ol (92%) MH⁺(192)

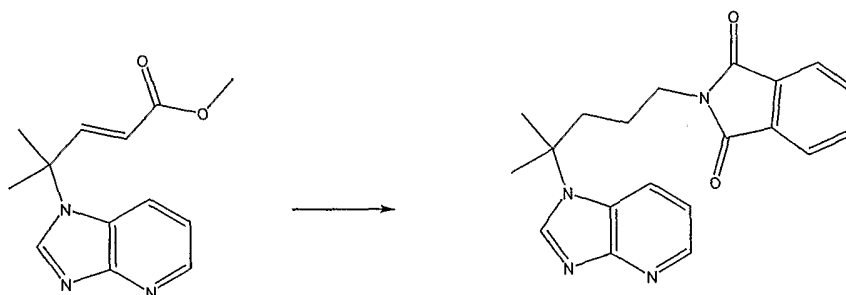
EXAMPLE 94
4-IMIDAZO[4,5-*B*]PYRIDIN-1-YL-
4-METHYL-PENT-2-ENOIC ACID METHYL ESTER



[00440] To a -78°C cooled stirred solution of oxalyl chloride (1 eq) in dichloromethane was added dimethyl sulfoxide (2 eq). After an additional 5 minutes, 2-imidazo[4,5-*b*]pyridin-1-yl-2-methyl-propan-1-ol (1 eq) dissolved in dichloromethane was added to the cooled solution via cannula. The resulting heterogeneous mixture was stirred at -78°C for 30 minutes, and triethylamine (5 eq) was added to produce a thick white slurry. After stirring at -78°C for 15 minutes, the

mixture was allowed to warm slowly to 0°C, diluted with dichloromethane, washed with NaCl (sat.), dried over sodium sulfate, filtered, and concentrated. Following this, to a solution of sodium hydride (1 eq) in THF was added methyl diethylphosphonoacetate (1 eq) at 0°C. The mixture was stirred at room temperature for 30 minutes and a solution of the latter concentrated residue dissolved in THF was added dropwise to the mixture. The solution was stirred for 1 hour at the same temperature and then poured into H₂O, followed by an extraction with ethyl acetate. The organic layer was washed with NaCl (sat.), dried over sodium sulfate, filtered, and concentrated. The crude product was purified by flash chromatography using a solvent gradient of 97% DCM, 3% MeOH, and 0.1% TEA to yield 4-imidazo[4,5-*b*]pyridin-1-yl-4-methyl-pent-2-enoic acid methyl ester (93%). MH^+ (246)

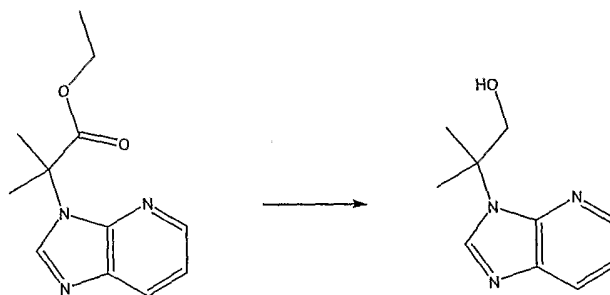
EXAMPLE 95
2-(4-IMIDAZO[4,5-B]PYRIDIN-1-YL-
4-METHYL-PENTYL)-ISOINDOLE-1,3-DIONE



[00441] To a solution of 4-imidazo[4,5-*b*]pyridin-1-yl-4-methyl-pent-2-enoic acid methyl ester (1 eq) was added palladium, 10 wt. % on activated carbon, (10%) and left stirring under an atmospheric pressure of hydrogen for 2 days. After the catalyst was filtered off, the mixture was concentrated and dissolved in ethanol. To this solution was added sodium borohydride (4 eq) at room temperature. The reaction mixture was heated in a 50°C oil bath for 60 minutes and then quenched by addition of H₂O. Once the solvent was removed *in vacuo*, a solution of the residue in dichloromethane was washed with NaCl (sat.), dried over sodium sulfate, filtered, and concentrated. To a solution of the residue in THF was added dropwise diethyl azodicarboxylate (1 eq), triphenyl phosphine (1 eq), and phthalimide (1 eq). The yellow solution was stirred at room temperature overnight and the solution was


concentrated. The crude solid was treated with 3 N HCl and ethyl acetate. Once the aqueous layer was separated, it was added to ethyl acetate and treated with sodium bicarbonate under vigorous stirring to obtain an approximate basic pH 7. The organic phase was separated and washed with NaCl (sat.), dried over sodium sulfate, filtered, and concentrated to give 2-(4-imidazo[4,5-b]pyridin-1-yl-4-methyl-pentyl)-isoindole-1,3-dione (40%). MH^+ (349)

EXAMPLE 95(A). 2-IMIDAZO[4,5-B]PYRIDIN-3-YL-2-METHYL-PROPAN-1-OL



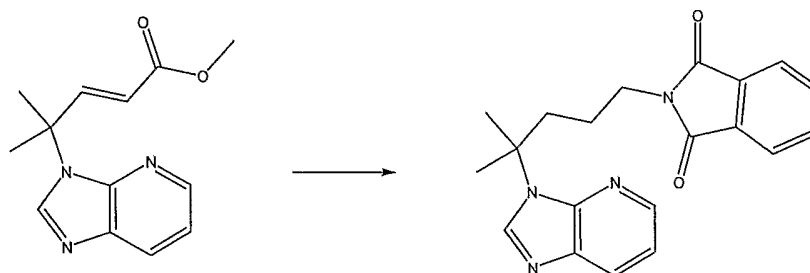
[00442] Reduction performed as in Example 93, to give compound 2-imidazo[4,5-*b*]pyridin-3-yl-2-methyl-propan-1-ol (A) (16.53 g, 80.7%). MH^+ (192)

EXAMPLE 95(B). 4-IMIDAZO[4,5-B]PYRIDIN-3-YL-4-METHYL-PENT-2-ENOIC ACID METHYL ESTER



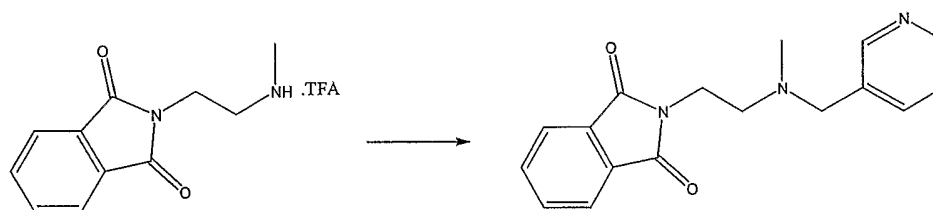
[00443] Reaction carried out as in Example 94, to yield 4-imidazo[4,5-*b*]pyridin-3-yl-4-methyl-pent-2-enoic acid methyl ester (A) (15.8 g, 75%). MH^+ (246)

EXAMPLE 95(C). 2-(4-IMIDAZO[4,5-B]PYRIDIN-3-YL-4-METHYL-PENTYL)-ISOINDOLE-1,3-DIONE



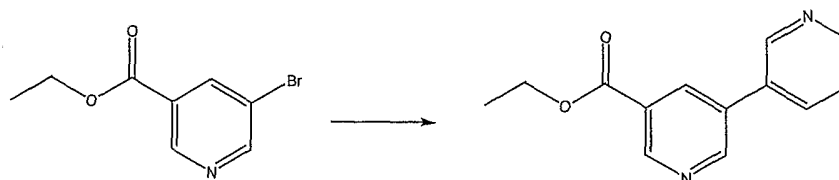
[00444] Protection carried out as in Example 95 to give 2-(4-imidazo[4,5-b]pyridin-3-yl-4-methyl-pentyl)-isoindole-1,3-dione (13.9 g, 77%). MH^+ (349)

EXAMPLE 95(D). 2-[2-(METHYL-PYRIDIN-3-YL-METHYL-AMINO)-ETHYL]-ISOINDOLE-1,3-DIONE



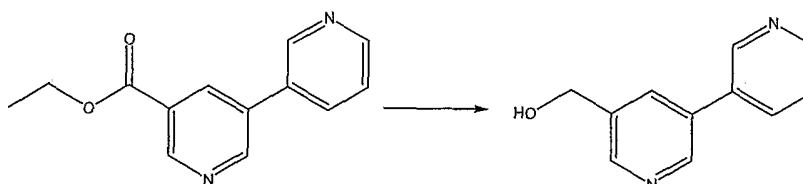
[00445] To a solution of 2-(2-methylamino-ethyl)-isoindole-1,3-dione (1 eq) in dichloromethane was added nicotinaldehyde (1.5 eq), sodium acetoborohydride (4.5 eq) and acetic acid (1.5 eq). After stirring at room temperature for 1 h, $NaHCO_3$ (sat.) was added to the reaction mixture followed by an extraction with dichloromethane. The organic phase was washed with H_2O , $NaCl$ (sat.) (50 ml), dried over sodium sulfate, filtered, and concentrated. The crude product was purified by flash chromatography using a solvent gradient of 97% DCM, 3% MeOH, and 0.1% TEA (2L) to yield 2-[2-methyl-pyridin-3-ylmethyl-amino)-ethyl]-isoindole-1,3-dione (57%). MH^+ (296)

EXAMPLE 95(E). [3, 3']BIPYRIDINYL-5-COOH ETHYL ESTER



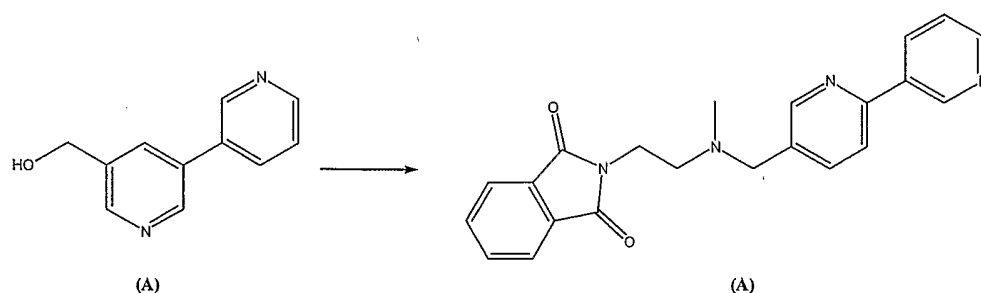
[00446] To a solution of 5-bromo-nicotinic acid ethyl ester (1 eq) in THF was added diethyl(3-pyridyl)borane (2 eq), tetrakis(triphenylphosphine)palladium (10%), potassium carbonate (3 eq) and H₂O. The solution was left stirring in a 80°C oil bath for 60 hours. Upon cooling, the reaction was filtered and concentrated. The crude solid was treated with 3 N HCl and ethyl acetate. Once the aqueous layer was separated, it was added to ethyl acetate and the whole was treated with sodium bicarbonate under vigorous stirring to obtain an approximate basic pH 7. The organic phase was separated and washed with NaCl (sat.), dried over sodium sulfate, filtered, and concentrated to give [3, 3']bipyridinyl-5-COOH ethyl ester (82%). MH⁺ (229)

EXAMPLE 95(F). [3, 3']BIPYRIDINYL-5-YL-METHANOL



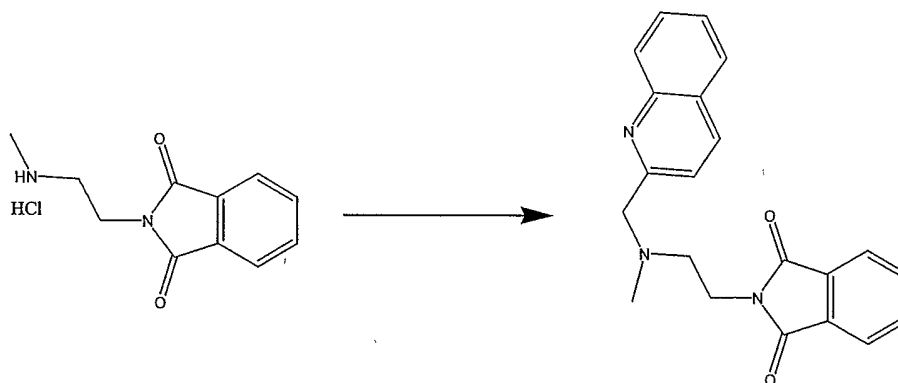
[00447] To a solution of [3, 3']bipyridinyl-5-COOH ethyl ester (1 eq) in ethanol was added sodium borohydride (2 eq) at room temperature. The reaction mixture was heated in a 50°C oil bath for 60 minutes and then quenched by addition of H₂O. Once the reaction solvent was removed *in vacuo*, a solution of the residue in dichloromethane was washed with NaCl (sat.), dried over sodium sulfate, filtered, and concentrated. The crude solid was purified by flash chromatography using a solvent gradient of 95% DCM, 5% MeOH, and 0.1% TEA to yield [3, 3']bipyridinyl-5-yl-methanol (34%). MH⁺ (187)

EXAMPLE 95(G). 2-[2-(2,3']BIPYRIDINYL-5-YLMETHYL-METHYL-AMINO)-ETHYL]-ISOINDOLE-1,3-DIONE



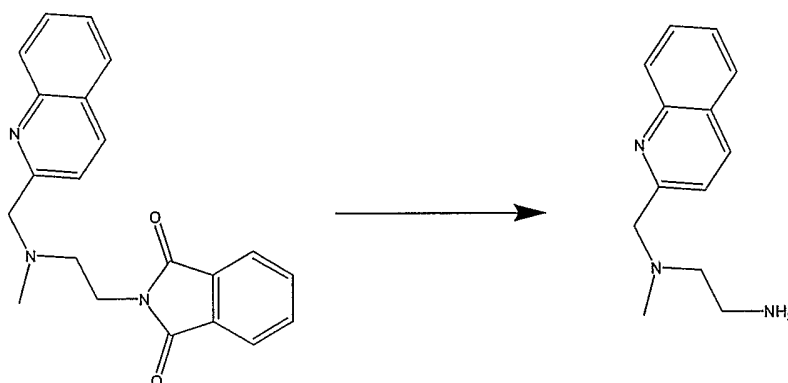
[00448] Reaction carried out as in Example 95 to yield 2-[2-(2,3']bipyridinyl-5-ylmethyl-methyl-amino)-ethyl]-isoindole-1,3-dione (A) (48%). MH^+ (373)

EXAMPLE 96
2-(2-METHYLAMINO-ETHYL)-ISOINDOLE-1,3-DIONE



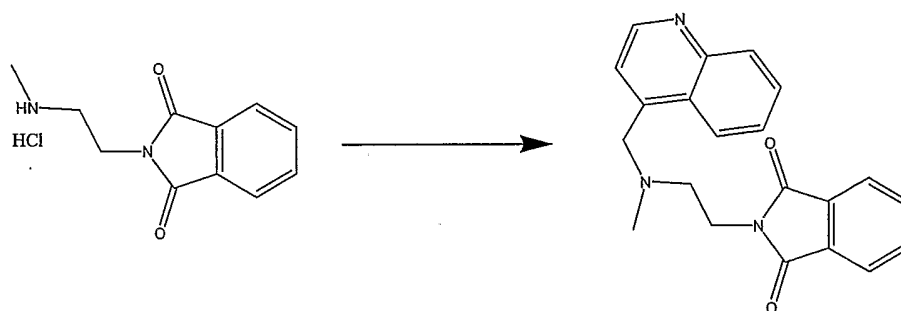
[00449] To the HCl salt of 2-(2-methylamino-ethyl)-isoindole-1,3-dione (1 eq) in dichloromethane was added quinoline-2-carbaldehyde (1.2 eq), sodium triacetoxyborohydride (2 eq), and acetic acid (1.2 eq) at room temperature. The solution was allowed to stir for 16 hours. After concentration, the solution was diluted with ethyl acetate, washed with $NaHCO_3$ (sat.), $NaCl$ (sat.), dried over $MgSO_4$, filtered, concentrated, and pumped on. The yellow oil was then purified using flash chromatography (2% methanol/dichloromethane with 0.1% triethylamine) to yield 2-[2-(methyl-quinolin-2-ylmethyl-amino)-ethyl]-isoindole-1,3-dione as a green solid. MH^+ (346)

EXAMPLE 96(A). 2-[2-(METHYL-QUINOLIN-2-YLMETHYL-AMINO)-ETHYL]-ISOINDOLE-1,3-DIONE



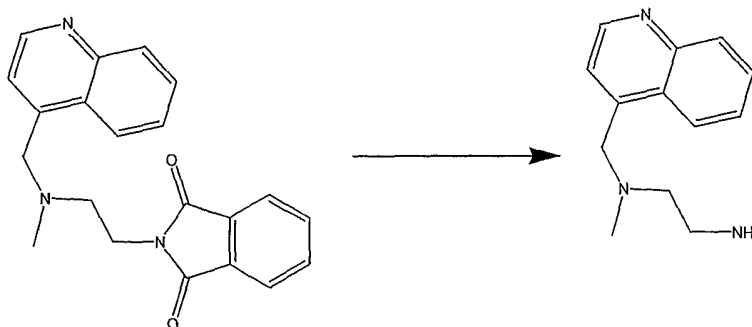
[00450] To 2-[2-(methyl-quinolin-2-ylmethyl-amino)-ethyl]-isoindole-1,3-dione (1 eq) in ethanol was added hydrazine (2 eq). A reflux condenser was attached and the solution was heated 65°C for 19 hours. The solution was then filtered, concentrated, and co-evaporated from toluene to yield N₁-methyl-N₁-quinolin-2-ylmethyl-ethane-1,2-diamine in quantitative yield as a dark oil. MH⁺(216)

EXAMPLE 96(B). 2-(2-METHYLAMINO-ETHYL)-ISOINDOLE-1,3-DIONE



[00451] Reaction carried out as in Example 96, to yield 2-[2-(methyl-quinolin-4-ylmethyl-amino)-ethyl]-isoindole-1,3-dione as an off-white solid. MH⁺(346)

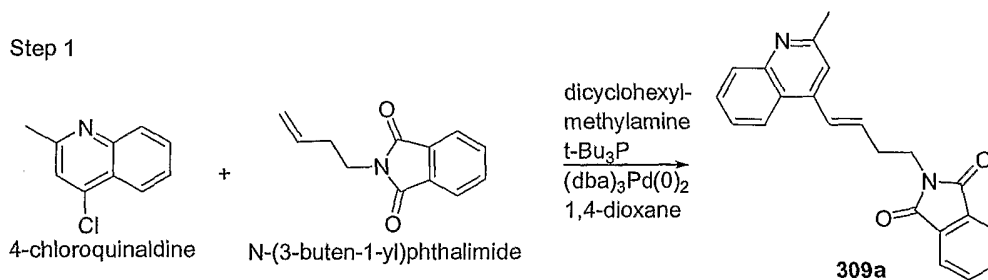
EXAMPLE 96(C). 2-[2-(METHYL-QUINOLIN-4-YLMETHYL-AMINO)-ETHYL]-ISOINDOLE-1,3-DIONE



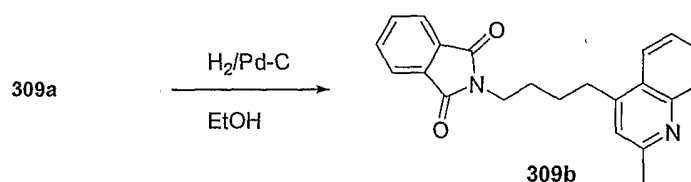
[00452] Deprotection was carried out as in Example 96 to yield N₁-methyl-N₁-quinolin-4-ylmethyl-ethane-1,2-diamine in quantitative yield as a dark oil. MH⁺(216)

EXAMPLE 97(A). QUINOLINES

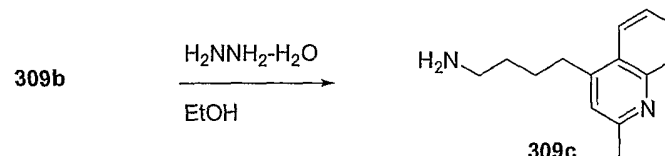
Step 1



Step 2



Step 3

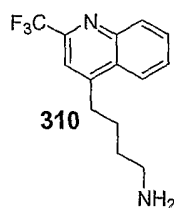


[00453] Step 1: A mixture of N-(3-buten-1-yl)phthalimide (1 eq), 4-chloroquinoline (1 eq), dicyclohexylmethylamine (1.1 eq), and t-Bu₃P (0.200 M solution in 1,4-dioxane) in 1,4-dioxane was degassed for 15 min. Tris(dibenzylideneacetone)dipalladium(0) (15%) was added. The mixture was stirred at 90°C for 46 h,

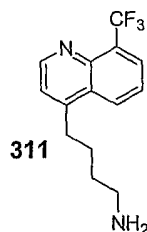
cooled to room temperature, and diluted with ethyl acetate. The mixture was filtered through a pad of silica gel, concentrated, and purified by silica gel chromatography (eluting with 1:1 EtOAc:hexanes) to afford quinaldine **309a** (63%).

[00454] Step 2: A solution of compound **309a** (1 eq) in EtOH and 10% Pd/C was stirred under H₂ (1.0 atm) for 17 h and filtered through Celite. The filtrate was concentrated to give crude **2** (quantitative yields).

[00455] Step 3: The crude material **309b** (1 eq) was suspended in EtOH. To this mixture was added hydrazine hydrate (2 eq). The mixture was heated to 90°C for 5 h, cooled to ambient temperature, and filtered through Celite. The filtrate was concentrated *in vacuo* to give a residue. To the residue was added 2 N NaOH (aq.) solution, extracted with dichloromethane, washed with brine, dried over Na₂SO₄, and concentrated *in vacuo* to yield product **309c** as a brown oil (79%). ES/MS *m/z* 215 (MH⁺), C₁₄H₁₈N₂ = 214 g/mol.

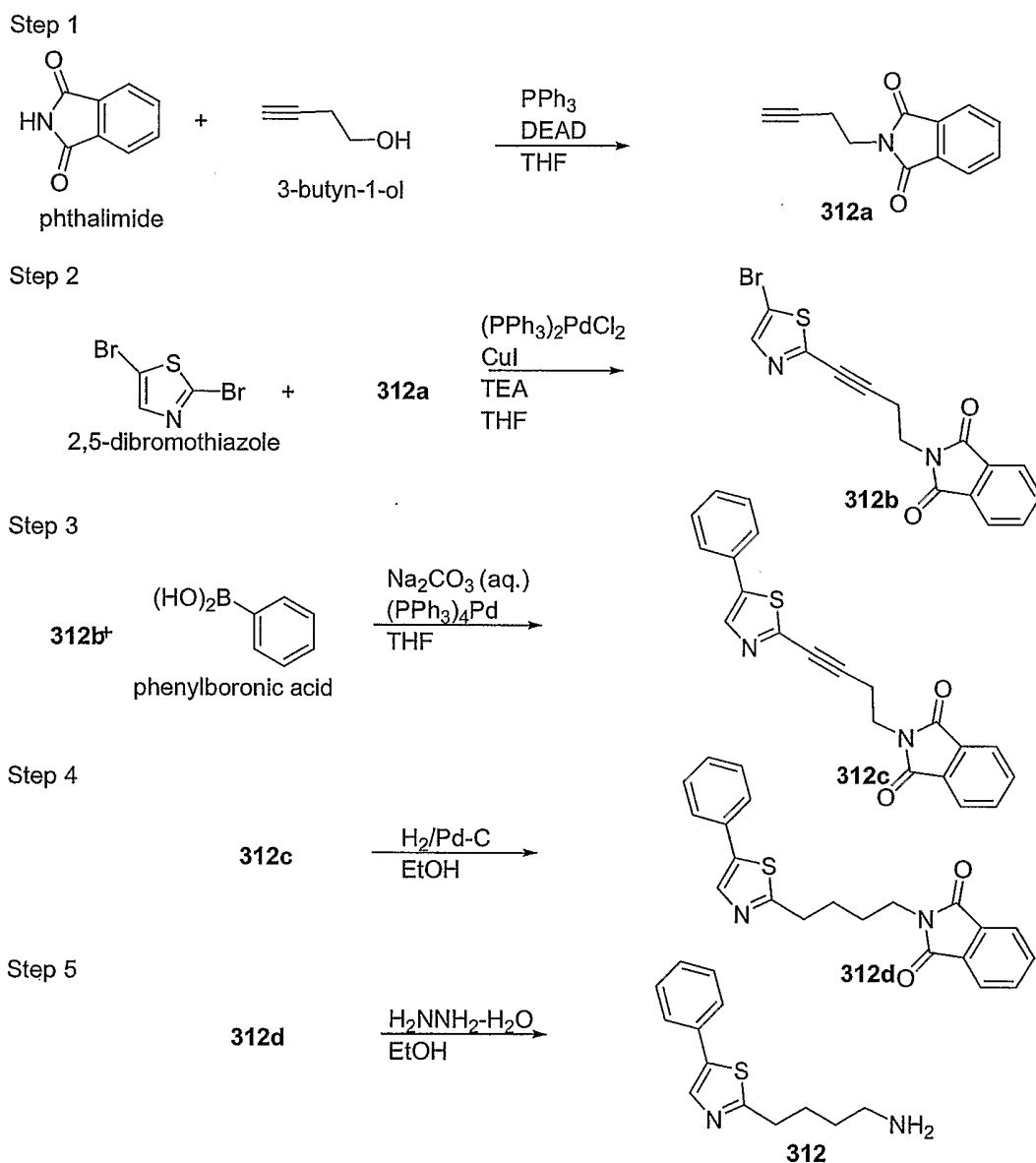


[00456] Amine **310** was synthesized in the same manner as described above. In step 1, 4-chloro-2-trifluoromethylquinoline was used as the starting material. ES/MS *m/z* 269 (MH⁺), C₁₄H₁₅F₃N₂ = 268.12 g/mol.



[00457] Amine **311** was synthesized in the same manner as described above. In step 1, 4-chloro-8-trifluoromethylquinoline was used as the starting material. ES/MS *m/z* 269 (MH⁺), C₁₄H₁₅F₃N₂ = 268.12 g/mol.

EXAMPLE 97(B). THIAZOLES (SYNTHESIS OF 312)



[00458] Step 1: A mixture of phthalimide (1 eq); triphenylphosphine (1 eq); and 3-butyn-1-ol (1 eq) in THF was cooled to 0°C. A solution of diethylazodicarboxylate (1 eq) in THF was added over 25 min. The solution was stirred for 5 h at ambient temperature and then poured into 1:1 EtOAc:ether. The solution was washed with water then brine then dried over MgSO₄, filtered, and

concentrated. The solid was purified by silica gel chromatography (eluting with 1:1 DCM:hexanes) followed by recrystallization from EtOAc/hexanes/DCM to give compound **312a**.

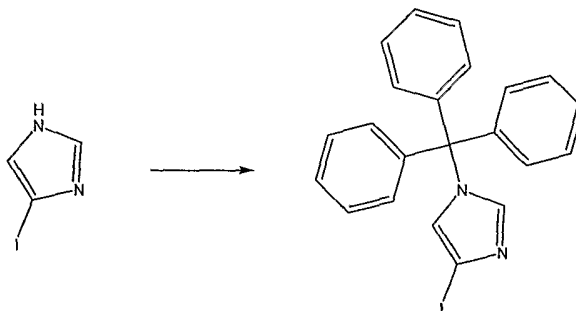
[00459] Step 2: Only degassed solvents were used under anhydrous conditions. A mixture of **312a** (1.5 eq), 2,5-dibromothiazole (1 eq), bis(triphenylphosphine)-palladium(II)chloride (3%), and CuI (3%) in 2:1 THF:TEA was stirred at 70°C for 5 h, cooled to ambient temperature, filtered through a pad of silica gel, concentrated, and purified by silica gel chromatography (eluting with 3:1:1 hexanes:EtOAc:DCM) to afford **312b** (55%).

[00460] Step 3: Only degassed solvents were used under anhydrous conditions. A mixture of **312b** (1 eq), phenylboronic acid (1 eq), and 10% tetrakis(triphenylphosphine)-palladium(0) in 2:1 THF:2 M Na₂CO₃ (aq.) was stirred at 70°C for 4 h and then cooled to ambient temperature. Volatiles were removed under reduced pressure. The residue was suspended in DCM, washed sequentially with saturated aqueous NaHCO₃ and brine, dried over Na₂SO₄, filtered, and concentrated. The crude material was purified by silica gel chromatography (eluting with 2:1:1 hexanes:EtOAc:DCM) to give a 58% yield of **312c** and a recovery of 20% of unreacted **312b**.

[00461] Step 4: A solution of compound **312c** (1 eq) in EtOH and 10% Pd/C (412 mg) was stirred under H₂ (1.0 atm) for 48 h filtered through Celite and the filtrate was concentrated to give crude **312d** (97%).

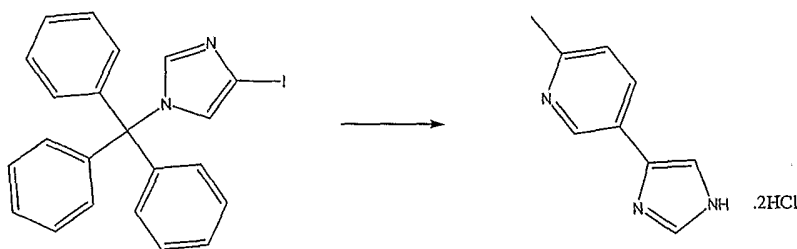
[00462] Step 5: The crude material **312d** (obtained from step 4, 1 eq) was suspended in EtOH. To this mixture was added hydrazine hydrate (2 eq). The mixture was heated at 70°C for 5 h, cooled to ambient temperature and filtered through Celite. The filtrate was concentrated *in vacuo* to give a residue. The residue was re-suspended in 1:1 EtOAc:DCM, filtered through Celite, and concentrated. The residue was concentrated from toluene and left under high-vacuum for 24 h to yield the desired product (**312**) as a yellow solid (quantitative yields). ES/MS *m/z* 233 (MH⁺), C₁₃H₁₆N₂S = 232 g/mol.

EXAMPLE 98. PYRIDYL-SUBSTITUTED AMINES

EXAMPLE 98(A). SYNTHESIS OF 4-iodo-1-trityl-1*H*-imidazole

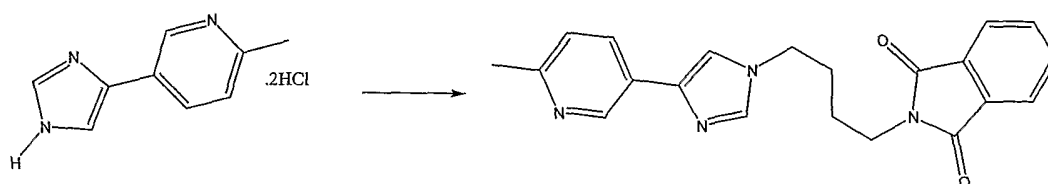
[00463] To a solution of 4-iodoimidazole (50 g, 258 mmoles) in DMF (500 ml) was added triethyl amine (37.7 ml, 270.6 mmoles) and than triphenylmethyl chloride (69.7 g, 250 mmoles). After stirring at room temperature for 48 hours, the solution was poured into ice water (2.5 L). The solid was filtered and pumped on for several hours to yield the crude compound. Ethyl ether (200 ml) was added to the crude compound and the solution was filtered to yield 4-iodo-1-trityl-1*H*-imidazole (104.1, 93%) as a white solid. MH^+ (437)

EXAMPLE 98(B). 4-[4-(6-METHYL-3-PYRIDYL)IMIDAZOLYL]BUTYLAMINE



[00464] A. 5-(1*H*-imidazol-4-yl)-2-methyl-pyridine. To a solution of 4-iodo-1-trityl-1*H*-imidazole (15.0 g, 34 mmoles) in THF (150 ml) at room temperature was added ethylmagnesium bromide (41 ml, 40.7 mmoles) under dry conditions. After stirring for 90 minutes, zinc chloride (5.6 g, 40.7 mmoles) was added to the reaction mixture. After stirring for another 90 minutes, tetrakis(triphenylphosphine)palladium

(4.0 g, 3.43 mmoles) and 5-bromo-2-methylpyridine (7.0 g, 40.7 mmoles) were added to the reaction mixture. Following that, the reaction mixture was heated in a 70°C oil bath overnight. Upon cooling, the reaction was diluted with dichloromethane and washed with an EDTA buffer (at approximate pH 9) (2x 300 ml), NaCl (sat.) (300 ml), dried over sodium sulfate, filtered, and concentrated. The crude product was dissolved in ethanol (250 ml) and concentrated HCl (13.6 ml) was added to the solution at room temperature. The reaction mixture was heated in a 50°C oil bath for 2 hours. Upon cooling, the reaction was filtered and washed with ethyl ether (25 ml) to yield 5-(1H-imidazol-4-yl)-2-methyl-pyridine (5.815g, 63%). MH^+ (160).

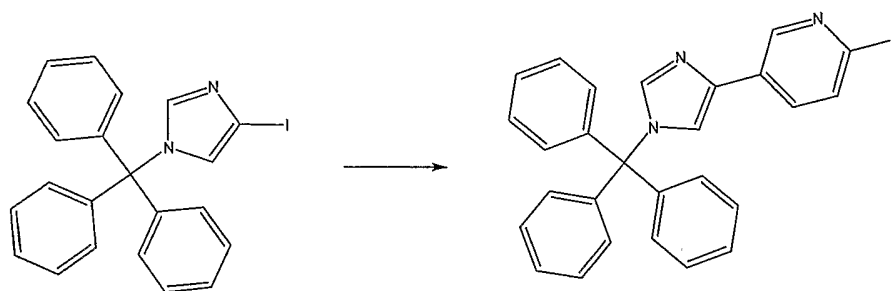


[00465] B. 2-[4-(6-Methyl-pyridin-3-yl)-imidazol-1-ylmethyl]-isoindole-1,3-dione. To a solution of 5-(1H-Imidazol-4-yl)-2-methyl-pyridine (2.185 g, 9.46 mmoles) in DMF (20 ml) was added potassium carbonate (6.54 g, 47.3 mmoles) at room temperature under dry conditions. After heating the reaction mixture in an 80°C oil bath for 1 hour, N-(4-bromobutyl)phthalimide (10.63 g, 37.8 mmoles) was added to the mixture. The solution was left stirring in an 80°C oil bath for 24 hours. Upon cooling, the reaction was filtered and the solid was washed with ethyl acetate (25 ml). The filtrate was diluted with ethyl acetate and washed with NH_4Cl (sat.) (50 ml), H_2O (50 ml), NaCl (sat.) (75 ml), dried over sodium sulfate, filtered, and concentrated. The crude product was purified by flash 40 chromatography using an initial solvent gradient of 99% DCM, 1% MeOH, and 0.1% TEA (1 L), then a solvent gradient of 97% DCM, 3% MeOH, and 0.1% TEA (1 L) to yield 2-[4-(6-methyl-pyridin-3-yl)-imidazol-1-ylmethyl]-isoindole-1,3-dione (1.275 g, 37%). MH^+ (361)



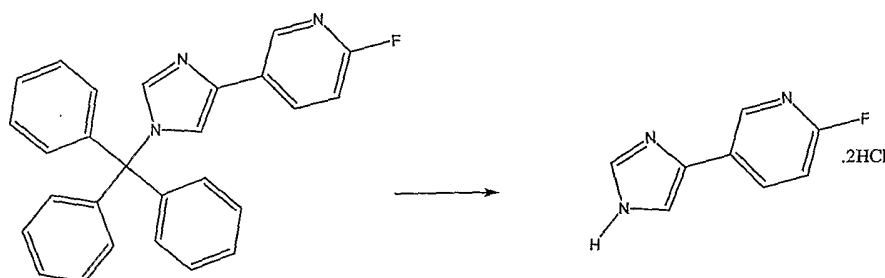
[00466] C. 4-[4-(6-methyl-3-pyridyl)imidazolyl]butylamine. To a solution of 2-[4-(6-methyl-pyridin-3-yl)-imidazol-1-ylmethyl]-isoindole-1,3-dione (1.5 g, 4.17 mmol) in ethanol (42 ml) was added hydrazine (0.26 ml, 8.33 mmol). After heating the reaction mixture in a 65°C oil bath for 15 hours, the solution was cooled, filtered, and concentrated. The resulting oil was taken up in dichloromethane (150 ml) and was washed with 1M NaOH (15 ml). The aqueous layer was extracted further with dichloromethane (2x 150 ml), the combined organics were dried over MgSO_4 , filtered and concentrated yielding 4-[4-(6-methyl-3-pyridyl)imidazolyl]butylamine (917 mg, 95%). MH^+ (231)

EXAMPLE 98(C). 4-[4-(6-FLUORO-3-PYRIDYL)IMIDAZOLYL]BUTYLAMINE

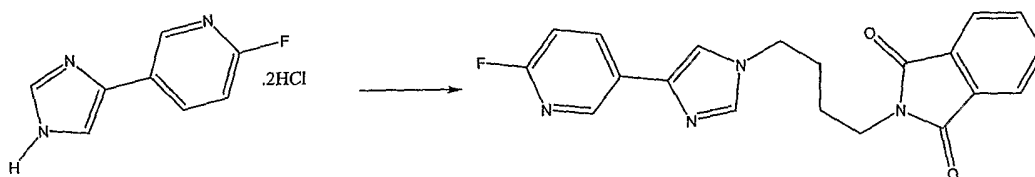


[00467] A. 2-fluoro-5-(1-trityl-1H-imidazol-4-yl)-pyridine. To a solution of 4-iodo-1-trityl-1H-imidazole (10.0 g, 23 mmol) in THF (100 ml) at room temperature was added ethylmagnesium bromide (28 ml, 27.5 mmol) under dry conditions. After stirring for 90 minutes, zinc chloride (3.8 g, 27.5 mmol) was added to the reaction mixture. After stirring for another 90 minutes, tetrakis(triphenylphosphine)palladium (2.6 g, 2.3 mmol) and 5-bromo-2-fluoropyridine (5.0 g, 27.5 mmol) were added to the reaction mixture. Following that, the reaction mixture was heated in a 70°C oil bath overnight. Upon cooling, the reaction was diluted with dichloromethane and washed with an EDTA buffer (at approximate pH 9) (2x 300 ml), NaCl (sat.) (300 ml), dried over sodium sulfate, filtered, and concentrated. The crude product was purified by flash 40 chromatography using an initial solvent gradient of 99.5% DCM, 0.5% MeOH, and

0.1% TEA (1 L), then a solvent gradient of 99% DCM, 1% MeOH, and 0.1% TEA (1 L) to yield 2-fluoro-5-(1-trityl-1H-imidazol-4-yl)-pyridine (6.4g, 69%). MH^+ (406)



[00468] B. 2-Fluoro-5-(1H-imidazol-4-yl)-pyridine. To a solution of 2-fluoro-5-(1-trityl-1H-imidazol-4-yl)-pyridine (6.4 g, 15.8 mmoles) in ethanol (100 ml) was added concentrated HCl (7 ml) at room temperature. The reaction mixture was heated in a 50°C oil bath for 90 minutes. Upon cooling, the reaction was concentrated *in vacuo* to about half the original amount of solvent. Ethyl ether (75 ml) was added to the mixture and the product precipitated slowly. After 90 minutes, the resulting solid 2-fluoro-5-(1H-imidazol-4-yl)-pyridine (1.72 g, 46%) was collected by filtration. MH^+ (164)



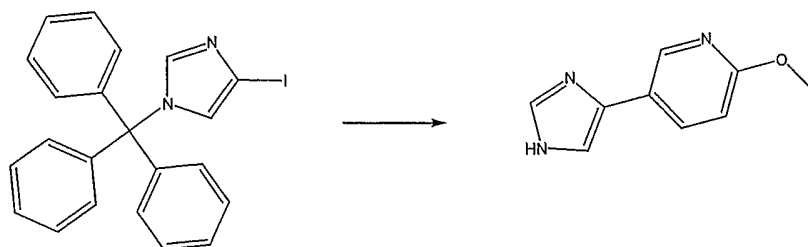
[00469] C. 2-{4-[4-(6-fluoro-pyridin-3-yl)-imidazol-1-ylmethyl]-butyl}-isoindole-1,3-dione. To a solution of 2-fluoro-5-(1H-imidazol-4-yl)-pyridine (1.72 g, 7.3 mmoles) in DMF (15 ml) was added potassium carbonate (5.0 g, 36.4 mmoles) at room temperature under dry conditions. After heating the reaction mixture in a 80°C oil bath for 1 hour, N-(4-bromobutyl)phthalimide (8.2 g, 29.2 mmoles) was added to the mixture. The solution was left stirring in an 80°C oil bath for 24 hours. Upon cooling, the reaction was filtered and the solid was washed with ethyl acetate (25 ml). The filtrate was diluted with ethyl acetate and washed with NH_4Cl (sat.) (50 ml), H_2O (50 ml), $NaCl$ (sat.) (75 ml), dried over sodium sulfate, filtered, and

concentrated. The crude product was purified by flash 40 chromatography using an initial solvent gradient of 99% DCM, 1% MeOH, and 0.1% TEA (1 L), then a solvent gradient of 97% DCM, 3% MeOH, and 0.1% TEA (1 L) to yield 2-[4-[4-(6-fluoro-pyridin-3-yl)-imidazol-1-ylmethyl]-butyl]-isoindole-1,3-dione (1.476 g, 55%). MH^+ (365)



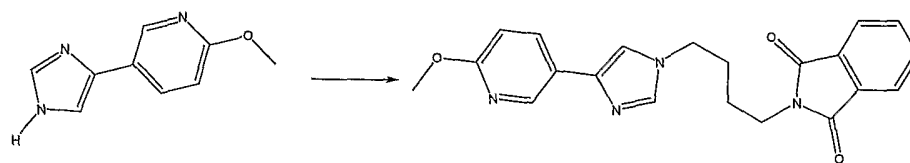
[00470] D. 4-[4-(6-fluoro-3-pyridyl)imidazolyl]butylamine. To a solution of 2-[4-(6-fluoro-pyridin-3-yl)-imidazol-1-ylmethyl]-isoindole-1,3-dione (1.12 g, 3.07 mmoles) in ethanol (31 ml) was added hydrazine (0.2 ml, 6.14 mmoles). After heating the reaction mixture in a 65°C oil bath for 15 hours, the solution was cooled, filtered and concentrated. The resulting oil was taken up in dichloromethane (150 ml) and was washed with 1 M NaOH (15 ml). The aqueous layer was extracted further with dichloromethane (2x 150 ml), the combined organics were dried over MgSO₄, filtered and concentrated yielding 4-[4-(6-fluoro-3-pyridyl)imidazolyl]butylamine (717mg, 99%). MH^+ (235)

EXAMPLE 98(D). 4-[4-(6-METHOXY-3-PYRIDYL)IMIDAZOLYL]BUTYLAMINE

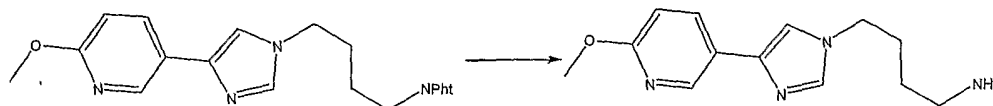


[00471] A. 5-imidazol-4-yl-2-methoxypyridine. To a solution of 4-iodo-1-trityl-1H-imidazole (25 g, 57.2 mmoles) in THF (150 ml) at room temperature was added ethylmagnesium bromide (69 ml, 68.7 mmoles) under dry conditions. After

stirring for 90 minutes, zinc chloride (9.4 g, 68.6 mmol) was added to the reaction mixture. After stirring for another 90 minutes, tetrakis(triphenylphosphine)palladium (6.6 g, 5.72 mmol) and 5-bromo-2-methoxypyridine (8.9 ml, 68.7 mmol) were added to the reaction mixture. Following that, the reaction mixture was heated in a 70°C oil bath overnight. Upon cooling, the reaction was diluted with dichloromethane (500 ml) and washed with a 30% NaOH solution containing an added 20 g of EDTA (3x 200 ml), with NaCl (sat.) (200 ml), dried over MgSO₄, filtered, and concentrated. To the crude material was added dichloromethane (200 ml) and trifluoroacetic acid (40 ml, 410 mmol). After standing for 6 hours, the reaction was concentrated and pumped on overnight. The crude material was purified by flash chromatography using 0-5% MeOH/CH₂Cl₂ with 0.1% triethylamine yielding 5-imidazol-4-yl-2-methoxypyridine (7.0g, 70%). MH⁺(176)

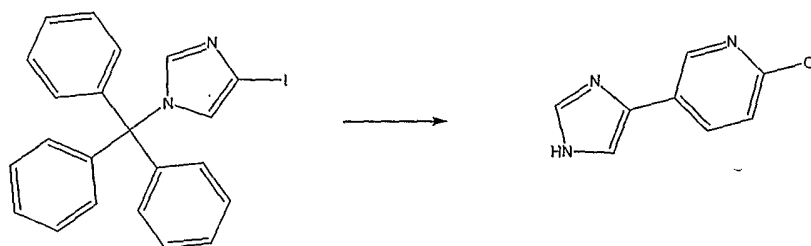


[00472] B. 2-{4-[4-(6-methoxy-pyridin-3-yl)-imidazol-1-yl]-butyl}-isoindole-1,3-dione. To a solution of 5-(1H-imidazol-4-yl)-2-methoxy-pyridine (6.7 g, 38.3 mmol) in DMF (80 ml) was added potassium carbonate (26.5 g, 192 mmol) and N-(4-bromobutyl)phthalimide (43.0 g, 153 mmol) at room temperature under dry conditions. The solution was left stirring at room temperature for 36 hours. The reaction was filtered and the solid was washed with ethyl acetate (25 ml). The filtrate was diluted with ethyl acetate and washed with NH₄Cl (sat.) (50 ml), H₂O (50 ml), NaCl (sat.) (75 ml), dried over sodium sulfate, filtered, and concentrated. The crude product was purified by flash chromatography using an initial solvent gradient of 99% DCM, 1% MeOH, and 0.1% TEA (1 L), then a solvent gradient of 97% DCM, 3% MeOH, and 0.1% TEA (1 L) to yield 2-{4-[4-(6-methoxy-pyridin-3-yl)-imidazol-1-yl]-butyl}-isoindole-1,3-dione (10.09 g, 70%). MH⁺(377).



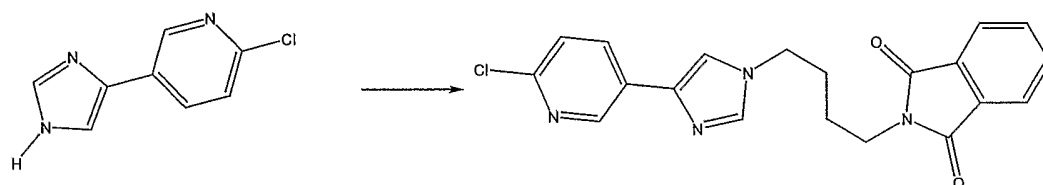
[00473] C. 4-[4-(6-methoxy-3-pyridyl)imidazolyl]butylamine. To a solution of 2-[4-(6-methoxy-pyridin-3-yl)-imidazol-1-ylmethyl]-isoindole-1,3-dione (10 g, 26.6 mmol) in ethanol (265 ml) was added hydrazine (1.67 ml, 53.2 mmol). After heating the reaction mixture in a 60°C oil bath for 15 hours, the solution was cooled, filtered and concentrated. The resulting oil was taken up in dichloromethane (400 ml) and was washed with 1 M NaOH (50 ml). The aqueous layer was extracted further with dichloromethane (2x 400 ml), the combined organics were dried over MgSO₄, filtered and concentrated yielding 4-[4-(6-methoxy-3-pyridyl)imidazolyl]butylamine (6.46 g, 98%). MH⁺(247)

EXAMPLE 98(E). 4-[4-(6-CHLORO-3-PYRIDYL)IMIDAZOLYL]BUTYLAMINE

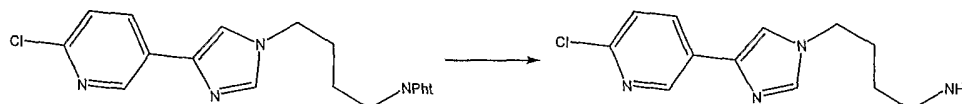


[00474] A. 5-(1H-imidazol-4-yl)-2-chloro-pyridine. To a solution of 4-iodo-1-trityl-1H-imidazole (72.8 g, 166 mmol) in THF (400 ml) at room temperature was added ethylmagnesium bromide (200 ml, 200 mmol) under dry conditions. After stirring for 90 minutes, zinc chloride (27.2 g, 200 mmol) was added to the reaction mixture. After stirring for another 90 minutes, tetrakis(triphenylphosphine)palladium (20 g, 16.6 mmol) and 5-bromo-2-chloropyridine (38.48 g, 200 mmol) were added to the reaction mixture. Following that, the reaction mixture was heated in a 70°C oil bath overnight. Upon cooling, the reaction was diluted with dichloromethane (1 L) and washed with a 30% NaOH solution containing an added 40 g of EDTA (3x

400 ml), with NaCl (sat.) (300 ml), dried over MgSO_4 , filtered, and concentrated. To the crude material was added dichloromethane (600 ml) and trifluoroacetic acid (180 ml). After standing for 1 hour, the reaction was concentrated and pumped on overnight. To the resulting oily tar was added 1M HCl (100 ml) and the mixture was sonicated for 30 minutes and then filtered. The aqueous filtrate was washed with diethyl ether (400 ml). The ether layer was back extracted with 1 M HCl (2x 20 ml). The combined aqueous layers were washed with diethyl ether (2x 200 ml). The aqueous layer was cooled in an ice bath and the pH was adjusted by addition of a 30% NaOH solution until the pH was around 9-10. The resulting solid was filtered, rinsed with cold water (20 ml), rinsed with diethyl ether (20 ml), and pumped on yielding 5-(1H-imidazol-4-yl)-2-chloro-pyridine (12.90 g, 43%). $\text{MH}^+(180)$

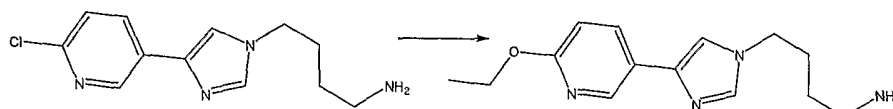


[00475] B. 2-{4-[4-(6-chloro-pyridin-3-yl)-imidazol-1-yl]-butyl}-isoindole-1,3-dione. To a solution of 5-(1H-imidazol-4-yl)-2-chloro-pyridine (15.14 g, 84.1 mmol) in DMF (336 ml) was added potassium carbonate (58.1 g, 420.6 mmol) and N-(4-bromobutyl)phthalimide (59.3 g, 210.3 mmol) at room temperature under dry conditions. The solution was left stirring at room temperature for 48 hours. The reaction was filtered and the resulting clear solution was dumped onto ice (1.5 L). The precipitate was filtered and rinsed with water (2x 500 ml) and was pumped on for 1 hour. The material was then rinsed with diethyl ether (15x 500 ml) and then was pumped on to yield 2-{4-[4-(6-chloro-pyridin-3-yl)-imidazol-1-yl]-butyl}-isoindole-1,3-dione (25.16 g, 78%). $\text{MH}^+(381)$



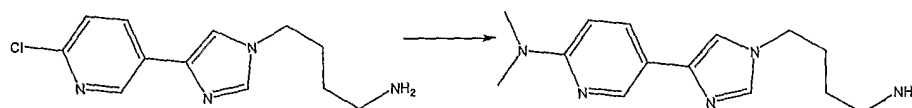
[00476] C. 4-[4-(6-chloro-3-pyridyl)imidazolyl]butylamine. To a solution of 2-[4-(6-chloro-pyridin-3-yl)-imidazol-1-ylmethyl]-isoindole-1,3-dione (13.9 g, 36.6 mmoles) in ethanol (365 ml) was added hydrazine (2.3 ml, 73.16 mmoles). After heating the reaction mixture in a 65°C oil bath for 15 hours, the solution was cooled, filtered, and concentrated. The resulting oil was taken up in dichloromethane (600 ml) and was washed with 1 M NaOH (100 ml). The aqueous layer was extracted further with dichloromethane (3x 400 ml), the combined organics were dried over MgSO₄, filtered, and concentrated yielding 4-[4-(6-chloro-3-pyridyl)imidazolyl]butylamine (7.83 g, 85.6%). MH⁺(251)

EXAMPLE 98(F). 4-[4-(6-ETHOXY-3-PYRIDYL)IMIDAZOLYL]BUTYLAMINE



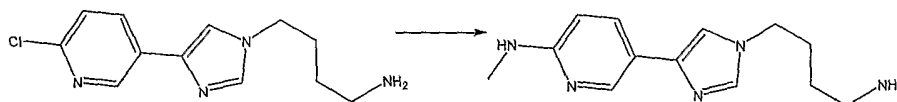
[00477] To a solution of 4-[4-(6-chloro-3-pyridyl)imidazolyl]butylamine (825 mg, 3.3 mmoles) in ethanol (15 ml) was added sodium ethoxide (2.24 g, 33 mmoles). The reaction mixture was heated in a sealed vessel in a 130°C oil bath for 48 hours; upon cooling more sodium ethoxide was added (1.0 g) and the closed vessel was heated at 150°C for 48 hours more. Upon cooling the reaction mixture was concentrated and then was taken up in dichloromethane (200 ml) and was washed with water (50 ml). The aqueous layer was extracted further with dichloromethane (2x 200 ml), the combined organics were dried over MgSO₄, filtered, and concentrated yielding 4-[4-(6-ethoxy-3-pyridyl)imidazolyl]butylamine (747mg, 87%). MH⁺(261)

EXAMPLE 98(G). {5-[1-(4-AMINOBTYL)IMIDAZOL-4-YL](2-PYRIDYL)}DIMETHYLAMINE



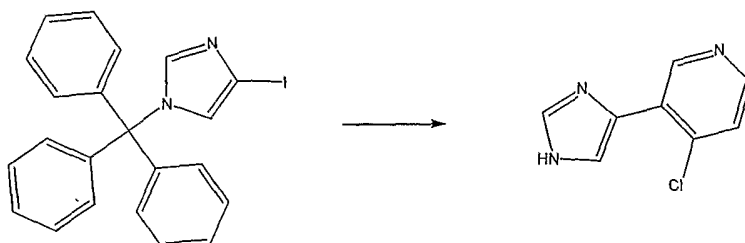
[00478] To a solution of 4-[4-(6-chloro-3-pyridyl)imidazolyl]butylamine (1.0 g, 4.0 mmoles) was added dimethylamine, 5.6 M in ethanol (15 ml, 84 mmoles). The reaction mixture was heated in a sealed vessel in a 150°C oil bath for 73 hours. Upon cooling the reaction mixture was concentrated and then was taken up in dichloromethane (200 ml) and was washed with 1 M NaOH (20 ml). The aqueous layer was extracted further with dichloromethane (2x 200 ml), the combined organics were dried over MgSO₄, filtered, and concentrated yielding {5-[1-(4-aminobutyl)imidazol-4-yl](2-pyridyl)}dimethylamine (1.04mg, 100%). MH⁺(260)

EXAMPLE 98(H). {5-[1-(4-AMINOBTYL)IMIDAZOL-4-YL](2-PYRIDYL)}METHYLAMINE

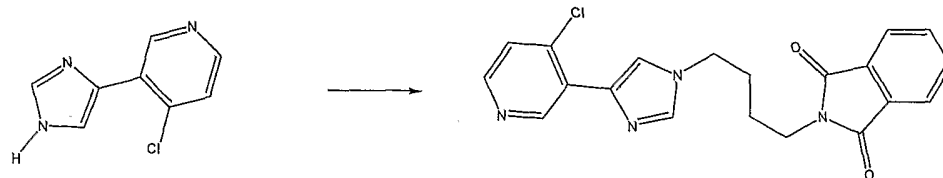


[00479] To a solution of 4-[4-(6-chloro-3-pyridyl)imidazolyl]butylamine (1.0 g, 4.0 mmoles) was added methylamine, 8.0 M in ethanol (15 ml, 120 mmoles). The reaction mixture was heated in a sealed vessel in a 150°C oil bath for 73 hours. Upon cooling the reaction mixture was concentrated and then was taken up in dichloromethane (200 ml) and was washed with 1 M NaOH (20 ml). The aqueous layer was extracted further with dichloromethane (2x 200 ml), the combined organics were dried over MgSO₄, filtered, and concentrated yielding {5-[1-(4-aminobutyl)imidazol-4-yl](2-pyridyl)}methylamine (766 mg, 78%). MH⁺(246)


EXAMPLE 98(I). 4-[4-(6-CHLORO-3-PYRIDYL)IMIDAZOLYL]BUTYLAMINE



[00480] A. 4-Chloro-3-(1H-imidazol-4-yl)-pyridine. To a solution of 4-iodo-1-trityl-1H-imidazole (13 g, 30.3 mmol) in THF (150 ml) at room temperature was added ethylmagnesium bromide (43 ml, 33 mmol) under dry conditions. After stirring for 90 minutes, zinc chloride (4.5 g, 33 mmol) was added to the reaction mixture. After stirring for another 90 minutes, tetrakis(triphenylphosphine)palladium (3.5 g, 3 mmol) and 5-bromo-2-chloropyridine (7.0 g, 36 mmol) were added to the reaction mixture. Following that, the reaction mixture was heated in a 70°C oil bath overnight. Upon cooling, the reaction was diluted with dichloromethane and washed with an EDTA buffer (at approximate pH 9) (300 ml), NaCl (sat.) (150 ml), dried over sodium sulfate, filtered, and concentrated. To the crude material in DCM (250 ml) at room temperature was added trifluoroacetic acid (60 ml, 780 mmol). After stirring for 90 minutes, the excess TFA and DCM were removed *in vacuo*. The crude product was left under high vacuum pump overnight. To the crude product was added 60 ml of 3 N HCl and the mixture was left in the sonicator for 120 minutes. Once recovered from the sonicator, the mixture was filtered and the aqueous solution was washed with diethyl ether until the organic phase was no more UV active. The aqueous solution was cooled to 0°C and 30% NaOH solution was added until an approximate pH 7-8 was obtained. The obtained solid product was filtered and dried over night under high vacuum pump to yield 4-chloro-3-(1H-imidazol-4-yl)-pyridine (3.32 g, 61%). MH^+ (180)

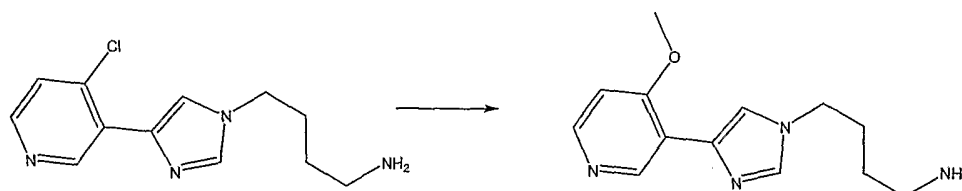


[00481] B. 2-{4-[4-(4-chloro-3-pyridyl)imidazolyl]butyl} isoindole-1,3-dione. To a solution of 4-(4-chloro-3-pyridyl)imidazole (3.32 g, 18.54 mmoles) in DMF (74 ml) was added potassium carbonate (12.8 g, 92.7 mmoles) and N-(4-bromobutyl)phthalimide (10.5 g, 37.1 mmoles) at room temperature under dry conditions. The solution was left stirring at room temperature for 96 hours. The reaction was filtered and the resulting clear solution was dumped onto ice (500 ml). The precipitate was filtered and the solid was dissolved in DCM. The organic solution was dried over sodium sulfate, filtered and concentrated. The crude product was purified by flash chromatography using a solvent gradient of 0-1-3% MeOH in CH₂Cl₂ with 0.1% TEA to yield 2-{4-[4-(4-chloro-3-pyridyl)imidazolyl]butyl} isoindole-1,3-dione (2.82 g, 40%). MH⁺(381)



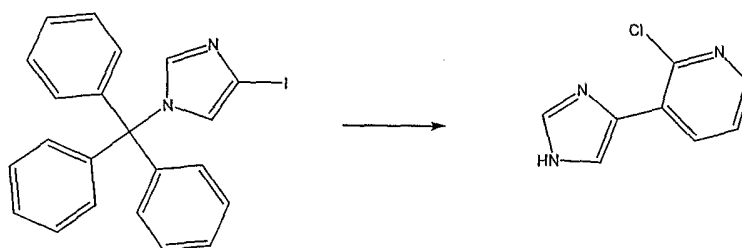
[00482] C. 4-[4-(6-chloro-3-pyridyl)imidazolyl]butylamine. To a solution of 2-[4-(4-chloro-pyridin-3-yl)-imidazol-1-ylmethyl]-isoindole-1,3-dione (2.82 g, 7.42 mmoles) in ethanol (75 ml) was added hydrazine (0.58 ml, 18.6 mmoles). After heating the reaction mixture in a 65°C oil bath for 15 hours, the solution was cooled, filtered, and concentrated. The resulting oil was taken up in dichloromethane (200 ml) and was washed with 1 M NaOH (250 ml). The aqueous layer was extracted further with dichloromethane (2x 200 ml), the combined organics were dried over MgSO₄, filtered, and concentrated yielding 4-[4-(4-chloro-3-pyridyl)imidazolyl]butylamine (1.74 g, 94%). MH⁺(251)

EXAMPLE 98(J). 4-[4-(4-METHOXY-3-PYRIDYL)IMIDAZOLYL]BUTYLAMINE



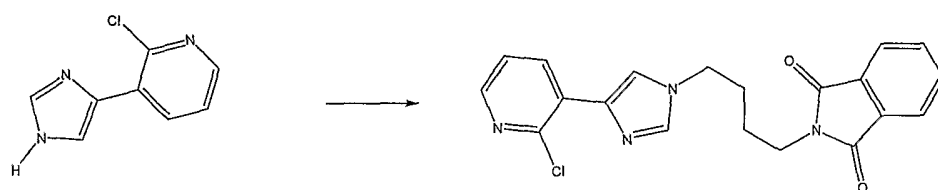
[00483] To a solution of 4-[4-(4-chloro-3-pyridyl)imidazolyl]butylamine (400 mg, mmoles) was added sodium methoxide, 5.3 M in methanol (10 ml, 53 mmoles). The reaction mixture was heated at 70°C for 2 hours. Upon cooling the reaction mixture was concentrated to around 4 ml and then was taken up in dichloromethane (125 ml) and was washed with water (20 ml). The aqueous layer was extracted further with dichloromethane (125 ml), the combined organics were dried over MgSO_4 , filtered, and concentrated yielding 4-[4-(4-methoxy-3-pyridyl)imidazolyl]butylamine (379mg, 96%). MH^+ (247)

EXAMPLE 98(K). 4-[4-(2-CHLORO-3-PYRIDYL)IMIDAZOLYL]BUTYLAMINE

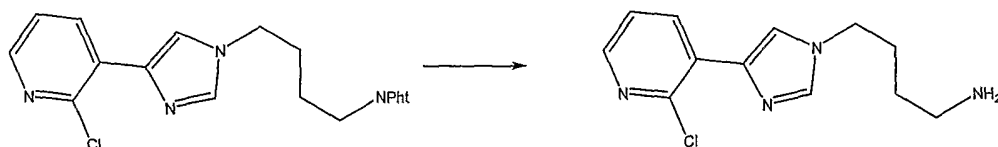


[00484] A. 4-(2-chloro-3-pyridyl)imidazole. To a solution of 4-iodo-1-trityl-1H-imidazole (25 g, 57.3 mmoles) in THF (285 ml) at room temperature was added ethylmagnesium bromide (69 ml, 68.8 mmoles) under dry conditions. After stirring for 90 minutes, zinc chloride (9.37 g, 68.8 mmoles) was added to the reaction mixture. After stirring for another 90 minutes, tetrakis(triphenylphosphine)palladium (5 g, 4.3 mmoles) and 3-bromo-2-chloropyridine (13.2 g, 68.8 mmoles) were added to the reaction mixture. Following that, the reaction mixture was heated in a 70°C oil bath overnight. Upon cooling, the reaction was diluted with dichloromethane (1 L)

and washed with a 30% NaOH solution containing an added 40 g of EDTA (3x 400 ml), with NaCl (sat.) (300 ml), dried over MgSO_4 , filtered, and concentrated. To the crude material was added dichloromethane (200 ml) and trifluoroacetic acid (60 ml). After standing for 1 hour, the reaction was concentrated and pumped on overnight. To the resulting oily tar was added 1M HCl (60 ml) and the mixture was sonicated for 30 minutes and then filtered. The aqueous filtrate was washed with diethyl ether (2x 100 ml). The aqueous layer was cooled in an ice bath and the pH was adjusted by addition of a 30% NaOH solution until the pH was approximately 9-10. The resulting solid was filtered, rinsed with cold water (20 ml), rinsed with diethyl ether (20 ml), and pumped on yielding 4-(2-chloro-3-pyridyl)imidazole (8.43 g, 82%). MH^+ (180)

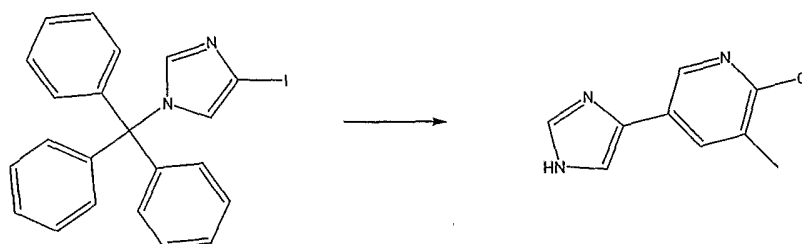


[00485] B. 2-{4-[4-(2-chloro-3-pyridyl)imidazolyl]butyl} isoindole-1,3-dione. To a solution of 4-(2-chloro-3-pyridyl)imidazole (8.43 g, 47.1 mmol) in DMF (188 ml) was added potassium carbonate (32.6 g, 235.5 mmol) and N-(4-bromobutyl)phthalimide (26.6 g, 94.2 mmol) at room temperature under dry conditions. The solution was left stirring at room temperature for 72 hours. The reaction was filtered and the resulting clear solution was dumped onto ice (500 ml). The precipitate was filtered and the solid was dissolved in DCM. The organic solution was dried over sodium sulfate, filtered, and concentrated. The crude product was purified by flash chromatography using a solvent gradient of 0-1-3% MeOH in CH_2Cl_2 with 0.1% TEA to yield 2-{4-[4-(2-chloro-3-pyridyl)imidazolyl]butyl} isoindole-1,3-dione (3.47 g, 19%). MH^+ (381)



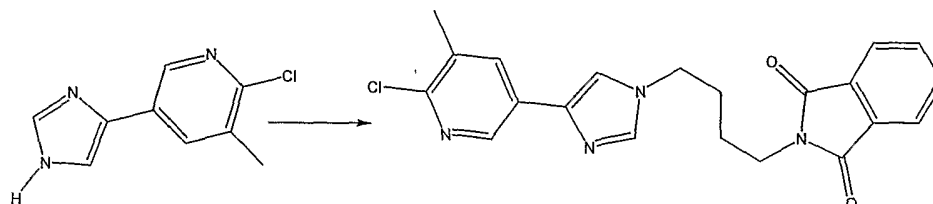
[00486] C. 4-[4-(2-chloro-3-pyridyl)imidazolyl]butylamine. To a solution of 2-[4-[4-(2-chloro-3-pyridyl)imidazolyl]butyl] isoindole-1,3-dione (2.0 g, 5.26 mmoles) in ethanol (53 ml) was added hydrazine (0.5 ml, 15.8 mmoles). After heating the reaction mixture in a 80°C oil bath for 2.5 hours, the solution was cooled, filtered, and concentrated. The resulting oil was taken up in dichloromethane (400 ml) and was washed with 1M NaOH (20 ml). The aqueous layer was extracted further with dichloromethane (2x 200 ml), the combined organics were dried over MgSO₄, filtered and concentrated yielding 4-[4-(2-chloro-3-pyridyl)imidazolyl]butylamine (1.09 g, 83%). MH⁺(251)

EXAMPLE 98(L). 4-[4-(6-CHLORO-5-METHYL-3-PYRIDYL)IMIDAZOLYL]BUTYLAMINE

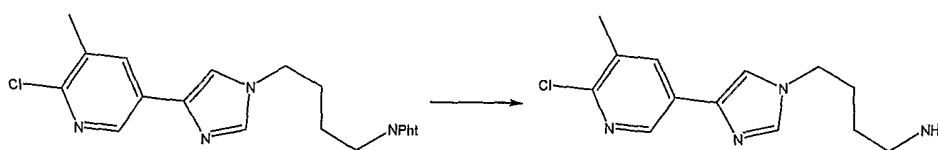


[00487] A. 4-(6-chloro-5-methyl-3-pyridyl)imidazole. To a solution of 4-iodo-1-phenyl-1H-imidazole (25 g, 57.3 mmoles) in THF (250 ml) at room temperature was added ethylmagnesium bromide (69 ml, 69 mmoles) under dry conditions. After stirring for 90 minutes, zinc chloride (9.4 g, 68.6 mmoles) was added to the reaction mixture. After stirring for another 90 minutes, tetrakis(triphenylphosphine)palladium (6.6 g, 5.72 mmoles) and 5-bromo-3-methyl-2-chloropyridine (14.2 g, 68.6 mmoles) were added to the reaction mixture. Following that, the reaction mixture was heated in a 70°C oil bath overnight. Upon cooling, the reaction was diluted with dichloromethane and washed with an EDTA buffer (at approximate pH 9) (300 ml), NaCl (sat.) (150 ml), dried over sodium sulfate, filtered, and concentrated. To the crude material in DCM (250 ml) at room temperature was added trifluoroacetic acid (115 ml, 1.5 moles). After stirring for 90 minutes, the excess TFA and DCM were removed *in vacuo*. The crude product was left under high vacuum pump overnight. To the crude product was added 60 ml of 3 N HCl and the mixture was left in the

sonicator for 120 minutes. Once recovered from the sonicator, the mixture was filtered and the aqueous solution was washed with diethyl ether until the organic phase was no more UV active. The aqueous solution was cooled to 0°C and 30% NaOH solution was added until an approximate pH 7-8 was obtained. The obtained solid product was filtered and dried over night under high vacuum pump to yield 2-chloro-5-(1H-imidazol-4-yl)-3-methyl-pyridine (8.156 g, 74%). MH^+ (194)

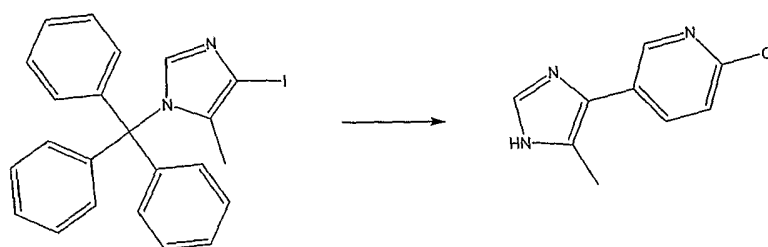


[00488] B. 2-{4-[4-(6-Chloro-5-methyl-pyridin-3-yl)-imidazol-1-yl]-butyl}-isoindole-1,3-dione. To a solution of 2-chloro-5-(1H-imidazol-4-yl)-3-methyl-pyridine (8.2 g, 42.3 mmols) in DMF (80 ml) was added potassium carbonate (29 g, 212 mmols) and N-(4-bromobutyl)phthalimide (30 g, 106 mmols) at room temperature under dry conditions. The solution was left stirring at room temperature overnight. The reaction was filtered and the resulting clear solution was dumped onto ice (1 L). The precipitate was filtered and the solid was dissolved in DCM. The organic solution was dried over sodium sulfate, filtered and concentrated. The crude product was purified by flash chromatography using first a solvent gradient of 99% DCM, 1% MeOH, and 0.1% TEA, then 97% DCM, 3% MeOH, and 0.1% TEA to yield 2-{4-[4-(6-chloro-5-methyl-pyridin-3-yl)-imidazol-1-yl]-butyl}-isoindole-1,3-dione (4.0 g, 27%). MH^+ (395)



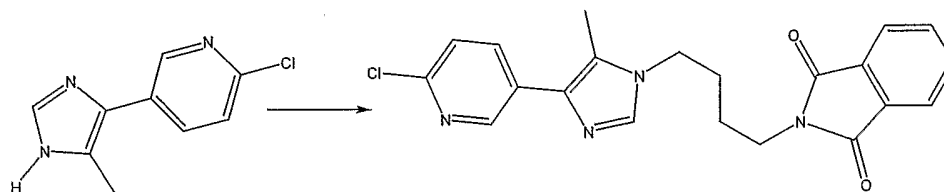
[00489] C. 4-[4-(6-chloro-5-methyl-3-pyridyl)imidazolyl]butylamine. To a solution of 2-{4-[4-(6-chloro-5-methyl-pyridin-3-yl)-imidazol-1-yl]-butyl}-isoindole-1,3-dione (3.97 g, 10.07 mmoles) in ethanol (100 ml) was added hydrazine (0.95 ml, 30.22 mmoles). After heating the reaction mixture in a 80°C oil bath for 3 hours, the solution was cooled, filtered, and concentrated. The resulting oil was taken up in dichloromethane (400 ml) and was washed with 1M NaOH (20 ml). The aqueous layer was extracted further with dichloromethane (3x 200 ml), the combined organics were dried over MgSO₄, filtered, and concentrated yielding 4-[4-(6-chloro-5-methyl-3-pyridyl)imidazolyl]butylamine (2.14g, 86%). MH⁺(265)

EXAMPLE 98(M). 4-[4-(6-CHLORO(3-PYRIDYL))-5-METHYLIMIDAZOLYL]BUTYLAMINE

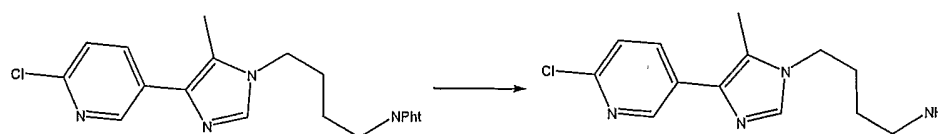


[00490] A. 2-Chloro-5-(5-methyl-1*H*-imidazol-4-yl)-pyridine. To a solution of 4-iodo-5-methyl-1-trityl-1*H*-imidazole (25.0 g, 56 mmoles) in THF (250 ml) at room temperature was added ethylmagnesium bromide (61 ml, 61 mmoles) under dry conditions. After stirring for 90 minutes, zinc chloride (8.3 g, 6 mmoles) was added to the reaction mixture. After stirring for another 90 minutes, tetrakis(triphenylphosphine)palladium (6.0 g, 61 mmoles) and 5-bromo-2-chloropyridine (12.8 g, 66.7 mmoles) were added to the reaction mixture. Following that, the reaction mixture was heated in a 70°C oil bath overnight. Upon cooling, the reaction was filtered and the filtrate was diluted with dichloromethane (500 ml) and washed with an EDTA buffer (at approximate pH 9) (300 ml), NaCl (sat.) (300 ml), dried over sodium sulfate, filtered, and concentrated. To a solution of crude 2-chloro-5-(5-methyl-1-trityl-1*H*-imidazol-4-yl)-pyridine (24 g, 55.6 mmoles) in DCM (250

ml) at room temperature was added trifluoroacetic acid (60 ml, 780 moles). After stirring for 90 minutes, the excess TFA and DCM were removed *in vacuo*. The crude product was left under high vacuum pump overnight. To the crude product was added 60 ml of 3N HCl and the mixture was left in the sonicator for 120 minutes. Once recovered from the sonicator, the mixture was filtered and the aqueous solution was washed with diethyl ether until the organic phase was no more UV active. The aqueous solution was cooled to 0°C and 30% NaOH solution was added until an approximate pH 7-8 was obtained. The obtained solid product was filtered and dried over night under high vacuum pump to yield 2-chloro-5-(5-methyl-1*H*-imidazol-4-yl)-pyridine (5.56 g, 52%). $MH^+(194)$




[00491] B. 2-{4-[4-(6-chloro(3-pyridyl))-5-methylimidazolyl]butyl}-isoindole-1,3-dione. To a solution of 4-(6-chloro(3-pyridyl))-5-methylimidazole (2.22 g, 11.44 mmoles) in DMF (45 ml) was added potassium carbonate (7.9 g, 57.2 mmoles) and N-(4-bromobutyl)phthalimide (6.5 g, 22.9 mmoles) at room temperature under dry conditions. The solution was left stirring at room temperature for 48 hours. The reaction was filtered and the resulting clear solution was dumped onto ice (300 ml). The precipitate was filtered and the solid was dissolved in DCM. The organic solution was dried over sodium sulfate, filtered, and concentrated. The crude product was purified by flash chromatography using first a solvent gradient of 99% DCM, 1% MeOH, and 0.1% TEA, then 97% DCM, 3% MeOH, and 0.1% TEA to yield 2-{4-[4-(6-chloro(3-pyridyl))-5-methylimidazolyl]butyl}-isoindole-1,3-dione (415 mg, 9%). $MH^+(396)$



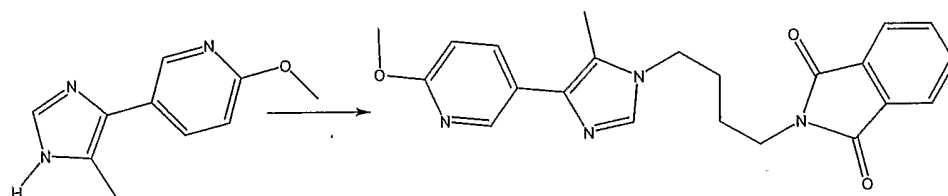
[00492] C. 4-[4-(6-chloro(3-pyridyl))-5-methylimidazolyl]butylamine. To a solution of 2-{4-[4-(6-chloro(3-pyridyl))-5-methylimidazolyl]butyl}isoindole-1,3-dione (405 g, 1.05 mmoles) in ethanol (10 ml) was added hydrazine (0.14 ml, 4.2 mmoles). After heating the reaction mixture in a 65°C oil bath for 15 hours, the solution was cooled, filtered, and concentrated. The resulting oil was taken up in dichloromethane (100 ml) and was washed with 1M NaOH (5 ml). The aqueous layer was extracted further with dichloromethane (3x 100 ml), the combined organics were dried over MgSO₄, filtered, and concentrated yielding 4-[4-(6-chloro(3-pyridyl))-5-methylimidazolyl]butylamine (214 mg, 76%). MH⁺(266)

EXAMPLE 98(N). 4-[4-(6-METHOXY(3-PYRIDYL))-5-METHYLIMIDAZOLYL]BUTYLAMINE

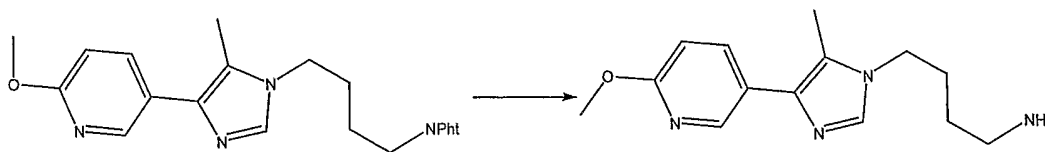


[00493] A. 2-methoxy-5-(5-methylimidazol-4-yl)pyridine. To a solution of 4-iodo-5-methyl-1-trityl-1H-imidazole (25.0 g, 56 mmoles) in THF (250 ml) at room temperature was added ethylmagnesium bromide (61 ml, 61 mmoles) under dry conditions. After stirring for 90 minutes, zinc chloride (8.3 g, 6 mmoles) was added to the reaction mixture. After stirring for another 90 minutes, tetrakis(triphenylphosphine)palladium (6.0 g, 61 mmoles) and 5-bromo-2-methoxypyridine (8.62 ml, 66.7 mmoles) were added to the reaction mixture. Following that, the reaction mixture was heated in a 65°C oil bath overnight. Upon cooling, the reaction was diluted with dichloromethane (1 L) and washed with a 30% NaOH+10% EDTA solution (3x 200 ml), washed with NaCl (sat.) (300 ml), dried over sodium sulfate, filtered, and concentrated. To the crude material (16.1 g) in dichloromethane (250 ml) at room temperature was added trifluoroacetic acid (27.8

ml, 373.3 moles). After stirring for 24 hours, the excess TFA and DCM were removed *in vacuo*. The crude product was left under high vacuum pump overnight. To the crude product was added 60 ml of 3 N HCl and the mixture was sonicated for 120 minutes. Once recovered from the sonicator, the mixture was filtered and the aqueous solution was washed with diethyl ether until the organic phase was no longer UV active. The aqueous solution was cooled to 0°C and 30% NaOH solution was added until an approximate pH 7-8 was obtained. The obtained solid product was filtered and dried over night under high vacuum pump to yield 2-methoxy-5-(5-methylimidazol-4-yl)pyridine (3.9 g, 55%). $MH^+(190)$

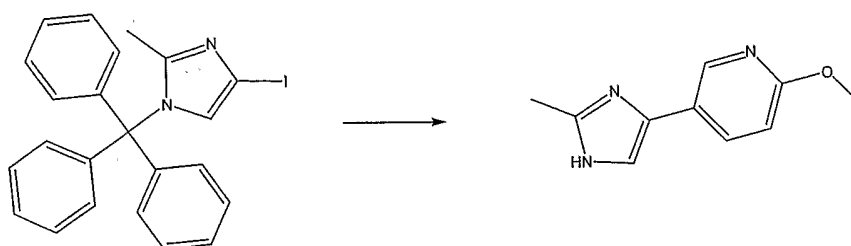


[00494] B. 2-{4-[4-(6-methoxy(3-pyridyl))-5-methylimidazolyl]butyl}-isoindole-1,3-dione. To a solution of sodium hydride, 60% dispersion (1.8g, 44.75 mmoles) in DMF (9 ml) at 0°C was added a solution of 2-methoxy-5-(5-methylimidazol-4-yl)pyridine (3.4 g, 17.9+ mmoles) in DMF (18 ml) dropwise. A solution of N-(4-bromobutyl)phthalimide (7.6 g, 26.9 mmoles) in DMF (12 ml) was then added. The reaction was held at 0°C for 22 hours, at which time it was dumped onto ice (400 g). The precipitate was filtered and the solid was dissolved in DCM. The organic solution was dried over sodium sulfate, filtered and concentrated. The crude product was purified by flash chromatography using a solvent gradient of 0-1-3% MeOH in CH_2Cl_2 with 0.1% TEA to yield 2-{4-[4-(6-methoxy(3-pyridyl))-5-methylimidazolyl]butyl}-isoindole-1,3-dione (1.6 g, 24%). $MH^+(391)$



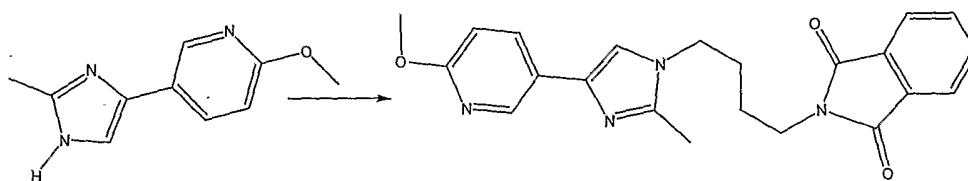
[00495] C. 4-[4-(6-methoxy(3-pyridyl))-5-methylimidazolyl]butylamine. To a solution of 2-{4-[4-(6-methoxy(3-pyridyl))-5-methylimidazolyl]butyl} isoindole-1,3-dione (664 mg, 1.7 mmol) in ethanol (17 ml) was added hydrazine (0.16 ml, 5.1 mmol). After heating the reaction mixture in a 80°C oil bath for 3 hours, the solution was cooled, filtered, and concentrated. The resulting oil was taken up in dichloromethane (100 ml) and was washed with 1M NaOH (15 ml). The aqueous layer was extracted further with dichloromethane (2x 100ml), the combined organics were dried over MgSO₄, filtered, and concentrated yielding 4-[4-(6-methoxy(3-pyridyl))-5-methylimidazolyl]butylamine (287 mg, 65%). MH^+ (261)

EXAMPLE 98(N). 4-[4-(6-METHOXY(3-PYRIDYL))-2-METHYLMIDAZOLYL]BUTYLAMINE

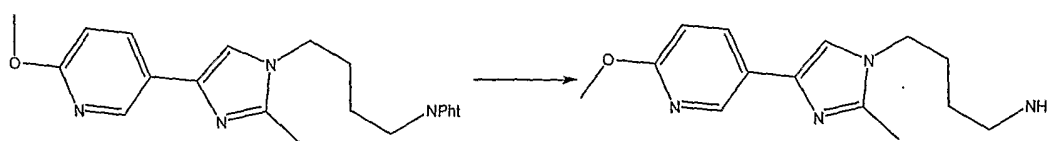


[00496] A. 2-methoxy-5-(2-methylimidazol-4-yl)pyridine. To a solution of 4-iodo-2-methyl-1-trityl-1H-imidazole (31.5 g, 70 mmol) in THF (300 ml) at room temperature was added ethylmagnesium bromide (84 ml, 84 mmol) under dry conditions. After stirring for 90 minutes, zinc chloride (11.44 g, 84 mmol) was added to the reaction mixture. After stirring for another 90 minutes, tetrakis(triphenylphosphine)palladium (8.1 g, 7.0 mmol) and 5-bromo-2-methoxypyridine (10.9 ml, 84 mmol) were added to the reaction mixture. Following that, the reaction mixture was heated in a 65°C oil bath overnight. Upon cooling, the reaction was diluted with dichloromethane (1 L) and washed with a 30% NaOH+10% EDTA solution (3x 200 ml), washed with NaCl (sat.) (300 ml), dried over sodium sulfate, filtered, and concentrated. To the crude material in dichloromethane (250 ml) at room temperature was added trifluoroacetic acid (27.8 ml, 373.3 mmol). After stirring for 24 hours, the excess TFA and DCM were removed *in vacuo*. The crude

product was left under high vacuum pump overnight. To the crude product was added 60 ml of 3N HCl and the mixture was sonicated for 120 minutes. Once recovered from the sonicator, the mixture was filtered and the aqueous solution was washed with diethyl ether until the organic phase was no longer UV active. The aqueous solution was cooled to 0°C and 30% NaOH solution was added until an approximate pH 7-8 was obtained. The obtained solid product was filtered and dried over night under high vacuum pump to yield 2-methoxy-5-(2-methylimidazol-4-yl)pyridine (5.0 g, 38%). $MH^+(190)$

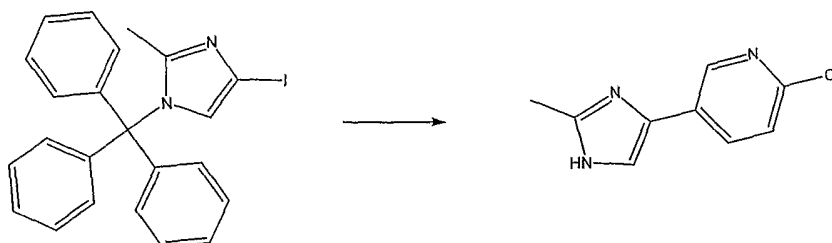


[00497] B. 2-{4-[4-(6-methoxy(3-pyridyl))-2-methylimidazolyl]butyl}-isoindole-1,3-dione. To a solution of 2-methoxy-5-(2-methylimidazol-4-yl)pyridine (5.0 g, 26.4 mmol) in DMF (100 ml) was added potassium carbonate (18.3 g, 132 mmol) and N-(4-bromobutyl)phthalimide (8.97 g, 31.7 mmol) at room temperature under dry conditions. The solution was left stirring at room temperature for 72 hours. The reaction was filtered and the resulting clear solution was dumped onto ice (1 L). The precipitate was filtered and rinsed with water (2x 200 ml) and was pumped on for 1 hour. The material was then rinsed with diethyl ether (7x 200 ml) and then was pumped on to yield 2-{4-[4-(6-methoxy(3-pyridyl))-2-methylimidazolyl]butyl}-isoindole-1,3-dione (4.1 g, 48%). $MH^+(391)$



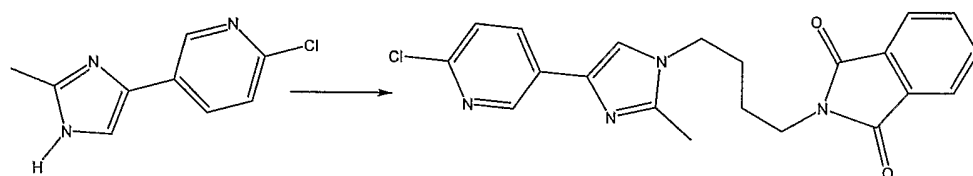
[00498] C. 4-[4-(6-methoxy(3-pyridyl))-2-methylimidazolyl]butylamine. To a solution of 2-{4-[4-(6-methoxy(3-pyridyl))-2-methylimidazolyl]butyl}-isoindole-1,3-dione (900 mg, 2.3 mmols) in ethanol (23 ml) was added hydrazine (0.22 ml, 6.9 mmols). After heating the reaction mixture in a 80°C oil bath for 3 hours, the solution was cooled, filtered, and concentrated. The resulting oil was taken up in dichloromethane (100 ml) and was washed with 1M NaOH (15 ml). The aqueous layer was extracted further with dichloromethane (2x 100 ml), the combined organics were dried over MgSO₄, filtered, and concentrated yielding 4-[4-(6-methoxy(3-pyridyl))-2-methylimidazolyl]butylamine (600 mg, 100%). MH⁺(261)

EXAMPLE 98(P). 4-[4-(6-CHLORO(3-PYRIDYL))-2-METHYLIMIDAZOLYL]BUTYLAMINE




[00499] A. 2-chloro-5-(2-methylimidazol-4-yl)pyridine. To a solution of 4-iodo-2-methyl-1-trityl-1H-imidazole (25.9 g, 57.6 mmols) in THF (20 ml) at room temperature was added ethylmagnesium bromide (69 ml, 69 mmols) under dry conditions. After stirring for 90 minutes, zinc chloride (9.4 g, 69 mmols) was added to the reaction mixture. After stirring for another 90 minutes, tetrakis(triphenylphosphine)palladium (6.66 g, 5.76 mmols) and 5-bromo-2-chloropyridine (13.3g, 69.0 mmols) were added to the reaction mixture. Following that, the reaction mixture was heated in a 65°C oil bath overnight. Upon cooling, the reaction was diluted with dichloromethane (1 L) and washed with a 30% NaOH+10% EDTA solution (3x 200 ml), washed with NaCl (sat.) (300 ml), dried over sodium sulfate, filtered and concentrated. To the crude material (16.1g) in dichloromethane (250 ml) at room temperature was added trifluoroacetic acid (27.8 ml, 373.3 mmols).

After stirring for 24 hours, the excess TFA and DCM were removed *in vacuo*. The crude product was left under high vacuum pump overnight. To the crude product was added 60 ml of 3N HCl and the mixture was sonicated for 120 minutes. Once recovered from the sonicator, the mixture was filtered and the aqueous solution was washed with diethyl ether until the organic phase was no longer UV active. The aqueous solution was cooled to 0°C and 30% NaOH solution was added until an approximate pH 7-8 was obtained. The obtained solid product was filtered and dried over night under high vacuum pump to yield 2-chloro-5-(2-methylimidazol-4-yl)pyridine (3.5 g, 31%). MH^+ (194)

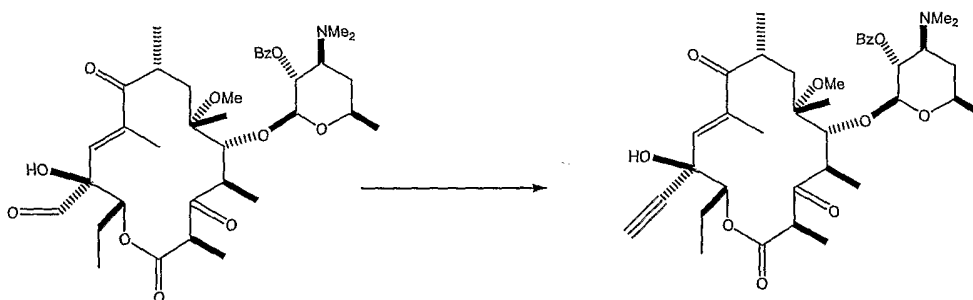


[00500] B. 2-{4-[4-(6-chloro(3-pyridyl))-2-methylimidazolyl]butyl}-isoindole-1,3-dione. To a solution of 2-chloro-5-(2-methylimidazol-4-yl)pyridine (3.5 g, 18 mmol) in DMF (50 ml) was added potassium carbonate (12.4 g, 90 mmol) and N-(4-bromobutyl)phthalimide (15.4 g, 54 mmol) at room temperature under dry conditions. The solution was left stirring at room temperature for 48 hours. The reaction was filtered and the resulting clear solution was dumped onto ice (0.5 L). The precipitate was filtered and rinsed with water (2x 200 ml) and was pumped on for 1 hour. The crude product was rinsed with diethyl ether (4x 200 ml) and was purified then by flash chromatography using a solvent gradient of 0-1-3% MeOH in CH_2Cl_2 with 0.1% TEA to yield 2-{4-[4-(6-chloro(3-pyridyl))-2-methylimidazolyl]butyl}-isoindole-1,3-dione (4.3 g, 61%). MH^+ (395)

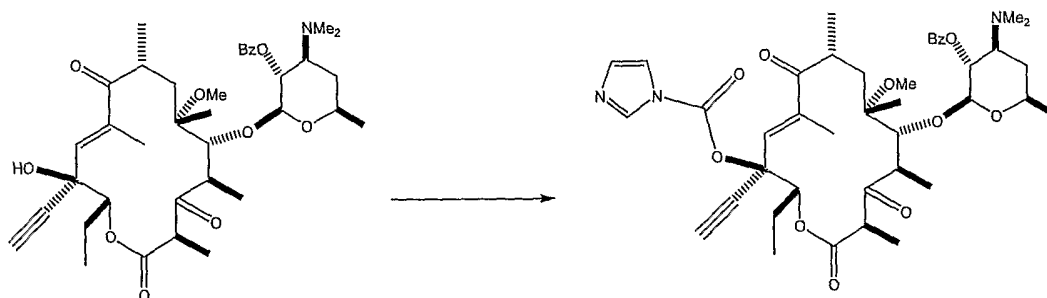


[00501] C. 4-[4-(6-chloro(3-pyridyl))-2-methylimidazolyl]butylamine. To a solution of 2-{4-[4-(6-chloro(3-pyridyl))-2-methylimidazolyl]butyl}-isoindole-1,3-dione (1.0 g, 2.54 mmol) in ethanol (25 ml) was added hydrazine (0.24 ml, 7.6 mmol). After heating the reaction mixture in a 80°C oil bath for 3 hours, the solution was cooled, filtered, and concentrated. The resulting oil was taken up in dichloromethane (100 ml) and was washed with 1M NaOH (15 ml). The aqueous layer was extracted further with dichloromethane (2x 100 ml), the combined organics were dried over MgSO₄, filtered, and concentrated yielding 4-[4-(6-chloro(3-pyridyl))-2-methylimidazolyl]butylamine (500 mg, 75%). MH^+ (265).

EXAMPLE 99 C₁₂ ALKYNE KETOLIDE ENONE-OL

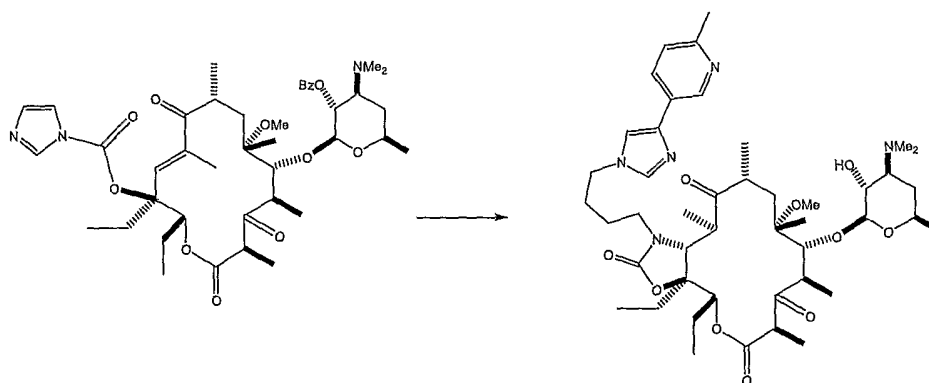


[00502] The C₁₂ formyl ketolide (synthesis described in PCT WO 03/004509 A2, the disclosure of which is incorporated herein by reference) (3.87 g, 5.63 mmol, 1.00 eq) was added to a 0°C solution of Seyferth-Gilbert reagent, (MeO)₂PC(O)CHN₂, (1.01 g, 6.75 mmol, 1.20 eq) in dry MeOH (50 ml). Potassium carbonate (1.55 g, 11.2 mmol, 2.00 eq) was added. The solution was stirred at 0°C for 1.5 h and then brought up to ambient temperature for 1 h. The reaction mixture was poured into EtOAc (200 ml) and washed sequentially with water and brine (40 ml each). The organic layer was dried over MgSO₄, filtered, and concentrated. Column chromatography (4:1 hexanes: acetone + 1% Et₃N) gave the desired C₁₂ alkyne (2.30 g, 59.8%) and some recovered starting material. MH^+ (684).

EXAMPLE 100 C₁₂ ALKYNE IMIDAZOLYL CARBAMATE KETOLIDE ENONE

[00503] A 0.2M solution of C₁₂ alkyne ketolide enone-C₁₂-ol (1.50 g, 2.19 mmol, 1.00 eq) and 1,1-carbonyldiimidazole (719 mg, 4.39 mmol, 2.00 eq) in tetrahydrofuran (11 ml) is cooled to -15 °C. Sodium hydride (60% dispersion in mineral oil, 105 mg, 2.63 mmol, 1.2 eq) is added. The mixture is stirred at -15 °C for 15 min and at ambient temperature for an additional 45 min. The reaction is diluted with ethyl acetate (100 ml) and quenched with saturated aqueous sodium bicarbonate (20 ml). The layers are separated. The organic layer is washed with water (2x 20 ml) and brine (20 ml), dried over sodium sulfate, filtered, and concentrated. The crude imidazolyl carbamate was used without further purification.

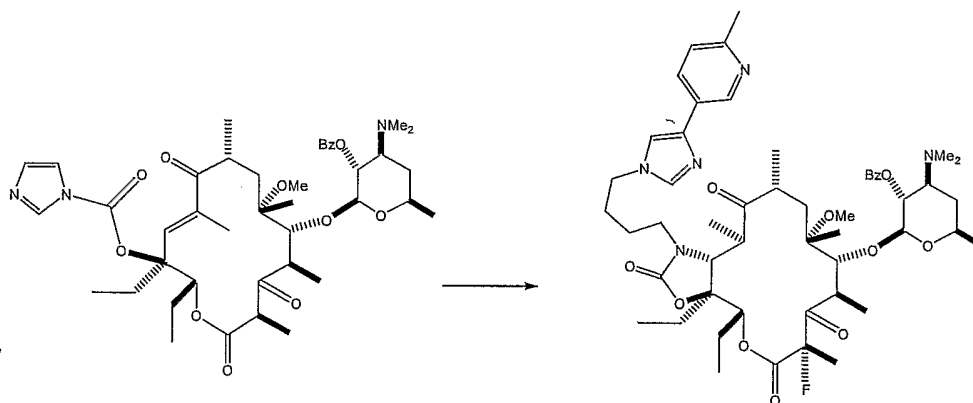
EXAMPLE 101 SYNTHESIS OF COMPOUND XIII



[00504] Procedure A: A 0.25M solution of C₁₂ ethyl imidazolyl carbamate ketolide (1 equivalent) -(synthesis described in PCT WO 03/004509 A2, the disclosure of which is incorporated herein by reference)- and 4-[4-(6-Methyl-pyridin-3-yl)-imidazol-1-yl]-butylamine (2.0 eq) in 10:1 acetonitrile:water was heated in a

65°C oil bath for 12 hours. Upon cooling the reaction was diluted with ethyl acetate and washed with NaHCO₃ (sat.) (3x), NaCl (sat.) (1x), dried over MgSO₄, filtered, and concentrated. A 0.05 M solution of the crude material in methanol was heated at 65°C for 16 hours. Upon concentrating, the material was purified by RP HPLC and/or silica chromatography and a white solid was obtained (31% yield). MH⁺(840.05)

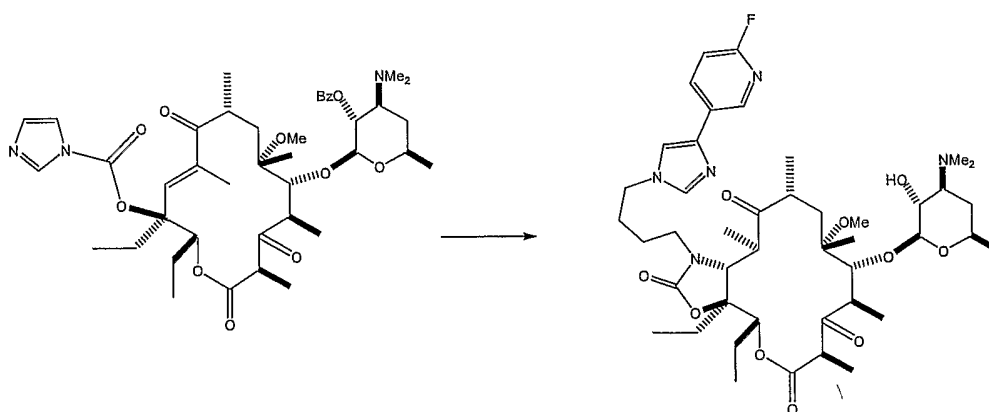
EXAMPLE 102 SYNTHESIS OF COMPOUND XIV



[00505] C₁₂ ethyl, C₉, C₁₀, C₁₁ enone, C₃ oxo, C₁₂ OCOIm ketolide (811 mg, 1.04 mmol) was added to 4-[4-(6-methyl-pyridin-3-yl)-imidazol-1-yl]-butylamine (716 mg, 3.11 mmol); acetonitrile (3 ml) and water (0.3 ml) were added. The solution was heated at 65 °C for 17 hours. Upon cooling the reaction was diluted with ethyl acetate (400 ml) and washed with NaHCO₃ (sat.) (2x 100 ml), NaCl (sat.) (100ml), dried over MgSO₄, filtered, and concentrated. To the crude material (615 mg) was added dichloromethane (5 ml), benzoic anhydride (300 mg), triethylamine (0.3 ml), and dimethylaminopyridine (2 mg). After standing for 18 hours the solution was concentrated and purified by RP HPLC. The combined product fractions coming off the HPLC were diluted with ethyl acetate (650 ml) and NaHCO₃ (10 g) was added. After mixing, the aqueous layer was separated and the organic layer was washed with NaCl (sat.) (150 ml), dried over MgSO₄, filtered, and concentrated, yielding benzoylated **XIII** (470 mg, 48% yield) as a white solid. To benzoylated **XIII** (265 mg, 0.28 mmol) in DMF (4 ml) at 0°C was added 60% NaH (22.5 mg, 0.56

mmoles). After stirring for 1 hour at 0°C, N-fluorobenzenesulfonimide (93 mg, 0.296 mmoles) were added. After stirring for an additional hour at 0°C, the solution was diluted with ethyl acetate (10 ml) and NaHCO₃ (sat.) (1 ml) was added cautiously to quench. The reaction was then added to ethyl acetate (200ml) and was washed with NaHCO₃ (sat.) (2x 50 ml), NaCl (sat.) (50 ml), dried over MgSO₄, filtered, concentrated, and purified by RP HPLC. The combined product fractions coming off the HPLC were diluted with ethyl acetate (300 ml) and NaHCO₃ (10 g) was added. The aqueous layer was separated and the organic layer was washed with NaCl (sat.) (100 ml), dried over MgSO₄, filtered, and concentrated. Methanol (10 ml) was added and the solution was heated at 60°C for 15 hours. Upon concentrating, the material was purified by RP HPLC. The combined product fractions coming off the HPLC were diluted with ethyl acetate (350 ml) and NaHCO₃ (10 g) was added. The aqueous layer was separated and the organic layer was washed with NaCl (sat.) (100 ml), dried over MgSO₄, filtered, concentrated, lyophilized from MeCN:H₂O, and obtained (148 mg, 61% yield) a white solid.

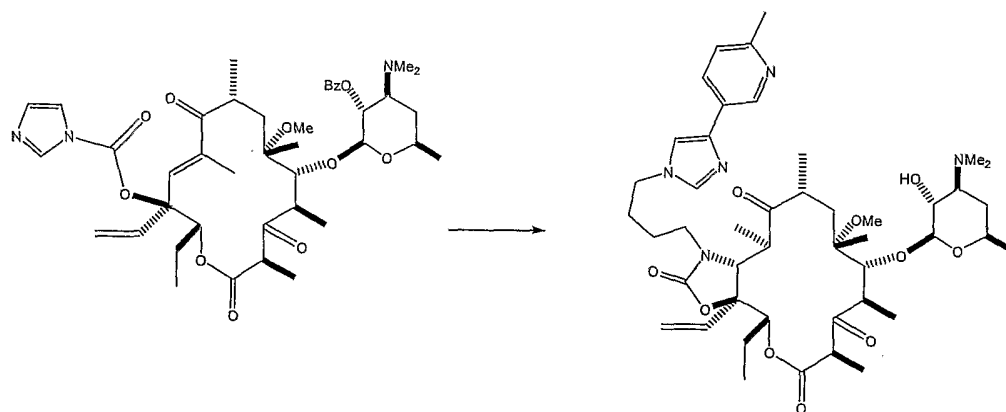
EXAMPLE 103 SYNTHESIS OF COMPOUND XV



[00506] Following Procedure A using the C₁₂ ethyl imidazolyl carbamate ketolide and 4-[4-(6-fluoro-pyridin-3-yl)-imidazol-1-yl]-butylamine, a white solid was obtained (27% yield). MH⁺(844.02). ¹H NMR (CDCl₃, referenced at 7.26ppm on 300MHz NMR, J = coupling constants in Hertz) 8.55(1H, d, J=2.1), 8.18(1H, td, J=8.4, 2.4), 7.52(1H,s), 7.28(1H,d, J=1.2), 6.94(1H, dd, J=8.4, 2.4), 4.93(1H,dd, J=11.1, 2.4), 4.32(1H, d, J=7.2), 4.24(1H, d, J=8.7), 4.0 (2H,t, J=7.2), 3.85(1H,q,

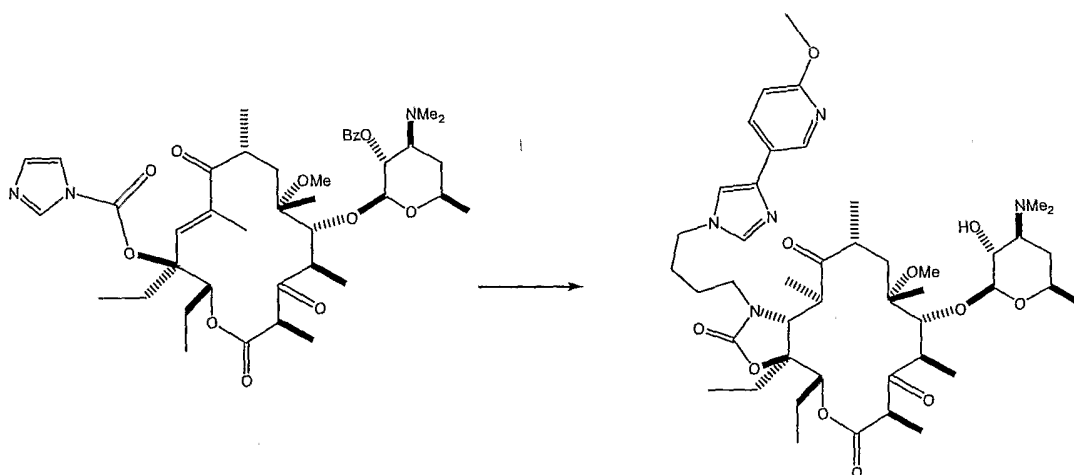
J=6.6), 3.53-3.78(3H, m), 3.67(1H,s), 3.32(1H,dd, J=9.9, 7.2), 3.2(1H, q, J=6.6), 3.0-3.1(1H, m), 2.74-2.84(1H, m), 2.60(3H,s), 2.53-2.58(1H, m), 2.51(6H,s), 1.47-2.10(14H, m), 1.35(3H, d, J=6.6), 1.23-1.32(12H, m), 1.17(3H,d, J=6.9), 1.01(3H,d, J=6.9), 0.83(3H,t, J=7.5).

EXAMPLE 104 SYNTHESIS OF COMPOUND XVI



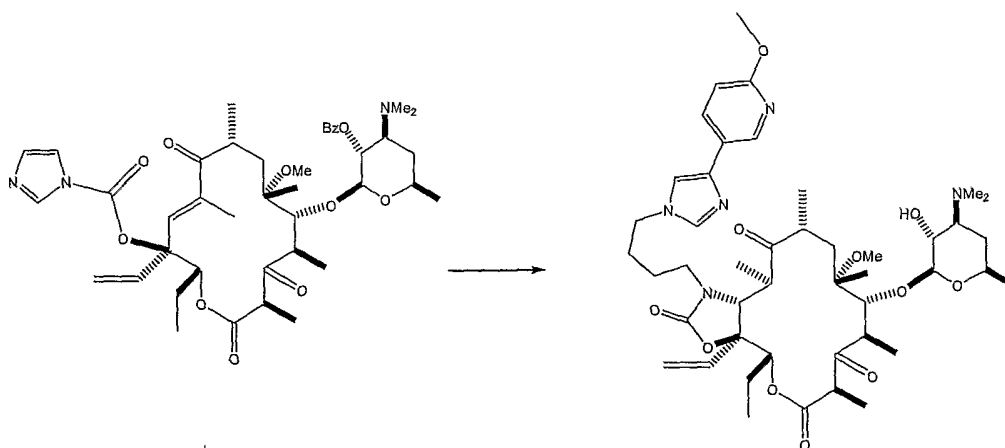
[00507] Following Procedure A using the C₁₂ vinyl imidazolyl carbamate ketolide (synthesis described in PCT WO 03/004509 A2, the disclosure of which is incorporated herein by reference) and 4-[4-(6-methyl-pyridin-3-yl)-imidazol-1-yl]-butylamine, a white solid was obtained (39% yield). MH⁺(838.05). ¹H NMR (CDCl₃, referenced at 7.26ppm on 300MHz NMR, J = coupling constants in Hertz) 8.83(1H, d, J=1.8), 7.97(1H, dd, J=7.8, 2.1), 7.53(1H,d, J=1.2) 7.27(1H,d, J=1.2), 7.15(1H, d, J=8.1), 5.95(1H, dd, J=16.8, 10.8), 5.71(1H, dd, J=17.1, 1.5), 5.55(1H, dd, J=11.1,1.5), 4.95(1H,dd, J=10.5, 2.4), 4.28(1H, d, J=7.2), 4.23(1H, d, J=9.0), 4.0 (2H,t, J=7.2), 3.89(1H,q, J=6.9), 3.62-3.78(2H, m), 3.71(1H,s), 3.5-3.62(1H,m), 3.22(1H,dd, J=9.9, 7.2), 3.06-3.16(2H,m), 2.61(3H,s), 2.55-2.58(1H, m) 2.55(3H,s), 2.35(6H,s), 1.54-1.93(12H, m), 1.36(3H, d, J=6.9), 1.33 (3H,s), 1.31(3H, d, J=7.5), 1.25(3H, s, J=6.3), 1.10(3H,d, J=6.9), 0.84(3H,d, J=6.9), 0.79(3H,t, J=7.2).

EXAMPLE 105 SYNTHESIS OF COMPOUND XVII



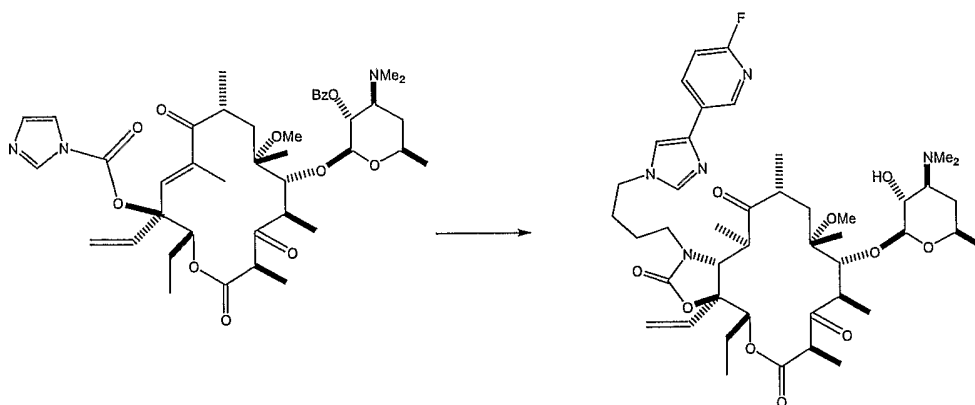
[00508] Following Procedure A using the C₁₂ ethyl imidazolyl carbamate ketolide and 4-[4-(6-methoxy-pyridin-3-yl)-imidazol-1-yl]-butylamine, a white solid was obtained (33% yield). MH⁺(856.06)

EXAMPLE 106 SYNTHESIS OF COMPOUND XVIII



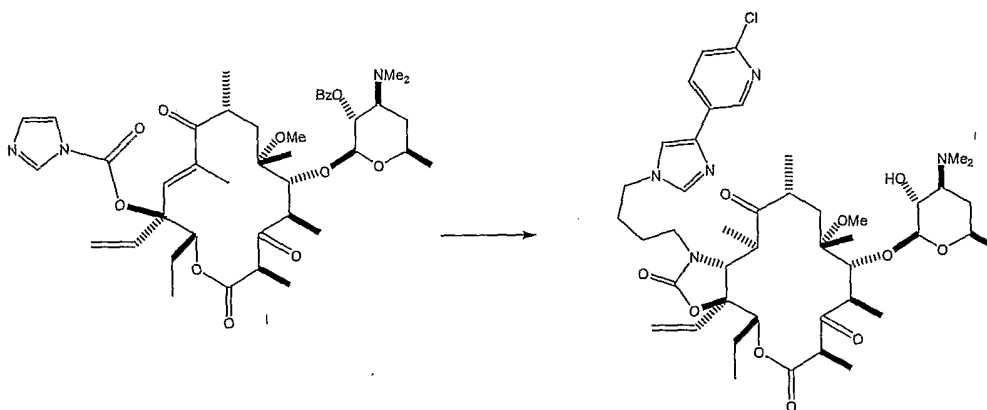
[00509] Following Procedure A using the C₁₂ vinyl imidazolyl carbamate ketolide and 4-[4-(6-methoxy-pyridin-3-yl)-imidazol-1-yl]-butylamine, a white solid was obtained (36% yield). MH^+ (854.05). ¹H NMR (CDCl₃, referenced at 7.26ppm on 300MHz NMR, J = coupling constants in Hertz) 8.51(1H, d, J=3.0), 7.97(1H, dd, J=8.7, 3.3), 7.51(1H,d, J=0.9) 7.18(1H,d, J=1.2), 6.75(1H, d, J=8.4), 5.95(1H, dd, J=16.8, 10.8), 5.71(1H, dd, J=17.1, 1.5), 5.55(1H, dd, J=11.1,1.5), 4.95(1H,dd, J=10.5, 2.4), 4.28(1H, d, J=7.2), 4.23(1H, d, J=9.0), 4.0 (2H,t, J=7.2), 3.95(3H,s), 3.89(1H,q, J=6.9), 3.62-3.78(2H, m), 3.71(1H,s), 3.5-3.62(1H,m), 3.22(1H,dd, J=9.9, 7.2), 3.06-3.16(2H, m), 2.61(3H,s), 2.50-2.58(1H, m), 2.32(6H,s), 1.54-1.93(12H, m), 1.36(3H, d, J=6.9), 1.33 (3H,s), 1.31(3H, d, J=7.8), 1.25(3H, s, J=6.0), 1.10(3H,d, J=7.2), 0.84(3H,d, J=6.9), 0.79(3H,t, J=7.5).

EXAMPLE 107 SYNTHESIS OF COMPOUND XIX



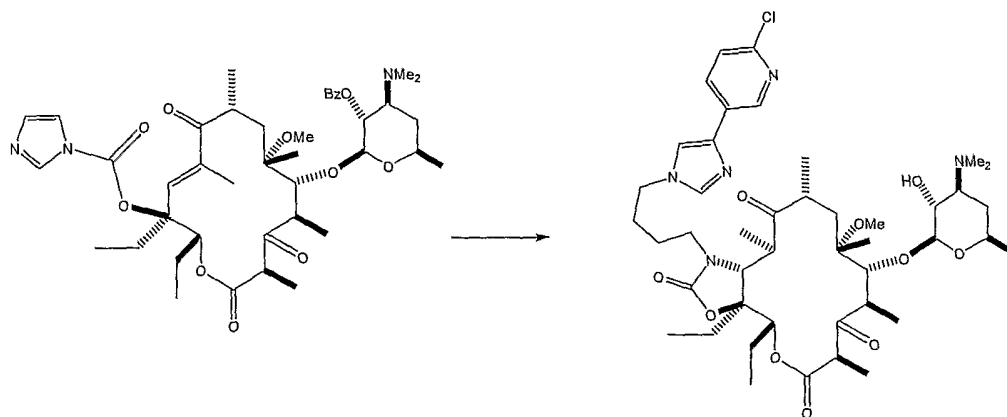
[00510] Following Procedure A using the C₁₂ vinyl imidazolyl carbamate ketolide and 4-[4-(6-fluoro-pyridin-3-yl)-imidazol-1-yl]-butylamine, a white solid was obtained (38% yield). MH⁺(842.01). ¹H NMR (CDCl₃, referenced at 7.26ppm on 300MHz NMR, J = coupling constants in Hertz) 8.55(1H, d, J=2.4), 8.18(1H, td, J=8.4, 2.4), 7.53(1H,d, J=1.2) 7.30(1H,d, J=1.2), 6.94(1H, dd, J=8.4, 2.4), 5.95(1H, dd, J=17.4, 11.1), 5.71(1H, dd, J=17.4, 1.5), 5.55(1H, dd, J=11.1,1.5), 4.95(1H,dd, J=10.8, 2.4), 4.28(1H, d, J=7.2), 4.23(1H, d, J=9.0), 4.0 (2H,t, J=7.2), 3.89(1H,q, J=6.9), 3.62-3.78(2H, m), 3.71(1H,s), 3.5-3.62(1H,m), 3.22(1H,dd, J=10.2, 7.2), 3.06-3.16(2H, m), 2.60(3H,s), 2.50-2.58(1H, m), 2.33(6H,s), 1.42-1.93(12H, m), 1.36(3H, d, J=6.6), 1.33 (3H,s), 1.31(3H, d, J=7.8), 1.25(3H, s, J=6.3), 1.10(3H,d, J=7.2), 0.84(3H,d, J=6.9), 0.78(3H,t, J=7.5).

EXAMPLE 108 SYNTHESIS OF COMPOUND XX



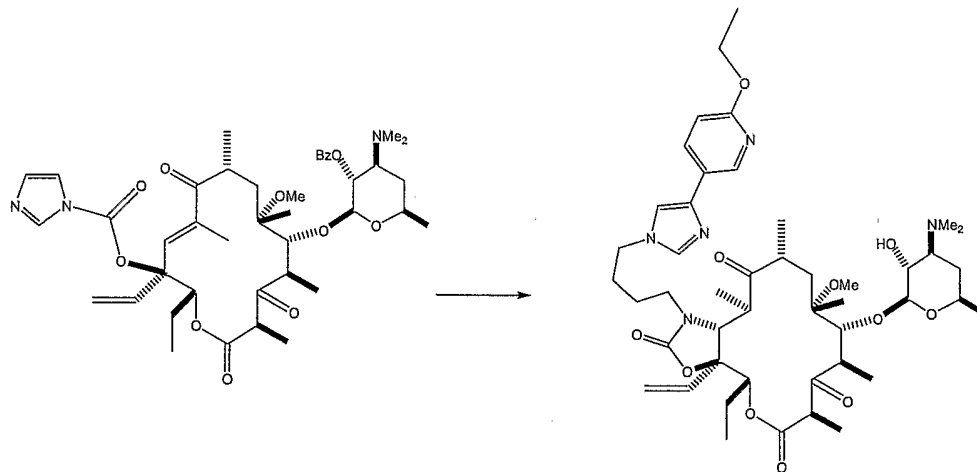
[00511] Following Procedure A using the C₁₂ vinyl imidazolyl carbamate ketolide and 4-[4-(6-chloro-pyridin-3-yl)-imidazol-1-yl]-butylamine, a white solid was obtained (37% yield). MH^+ (858.47). ¹H NMR (CDCl₃, referenced at 7.26ppm on 300MHz NMR, J = coupling constants in Hertz) 8.73(1H, d, J=2.1), 8.06(1H, dd, J=8.1, 2.4), 7.54(1H,s) 7.34(1H,d, J=0.9), 7.32(1H, d, J=8.4), 5.95(1H, dd, J=16.8, 10.8), 5.71(1H, dd, J=17.1, 1.5), 5.55(1H, dd, J=11.1,1.5), 4.94(1H,dd, J=10.5, 2.4), 4.28(1H, d, J=7.2), 4.23(1H, d, J=9.0), 4.0 (2H,t, J=7.2), 3.89(1H,q, J=6.9), 3.62-3.78(2H, m), 3.71(1H,s), 3.5-3.62(1H,m), 3.22(1H,dd, J=10.2, 7.2), 3.06-3.16(2H, m), 2.60(3H,s), 2.50-2.58(1H, m), 2.27(6H,s), 1.42-1.93(12H, m), 1.36(3H, d, J=6.9), 1.33 (3H,s), 1.31(3H, d, J=7.8), 1.25(3H, s, J=6.0), 1.10(3H,d, J=7.2), 0.84(3H,d, J=6.9), 0.78(3H,t, J=7.5).

EXAMPLE 109 SYNTHESIS OF COMPOUND XXI



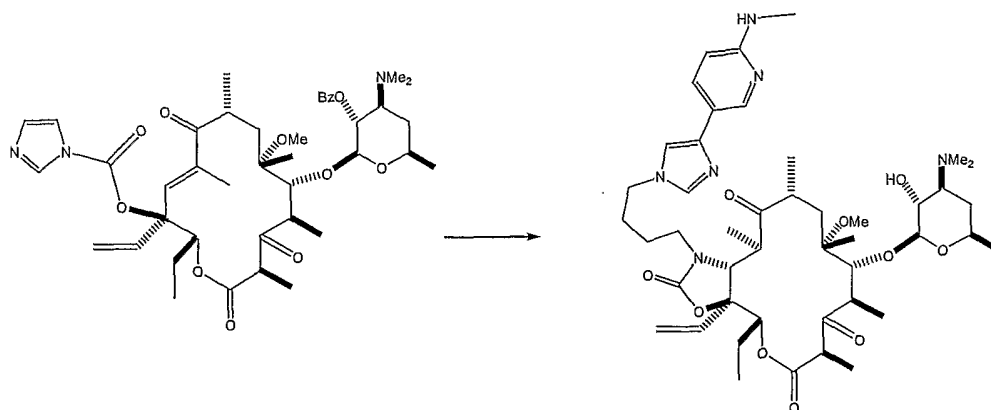
[00512] Following Procedure A using the C₁₂ ethyl imidazolyl carbamate ketolide and 4-[4-(6-chloro-pyridin-3-yl)-imidazol-1-yl]-butylamine, a white solid was obtained (14% yield). MH⁺(860.40)

EXAMPLE 110 SYNTHESIS OF COMPOUND
XXII



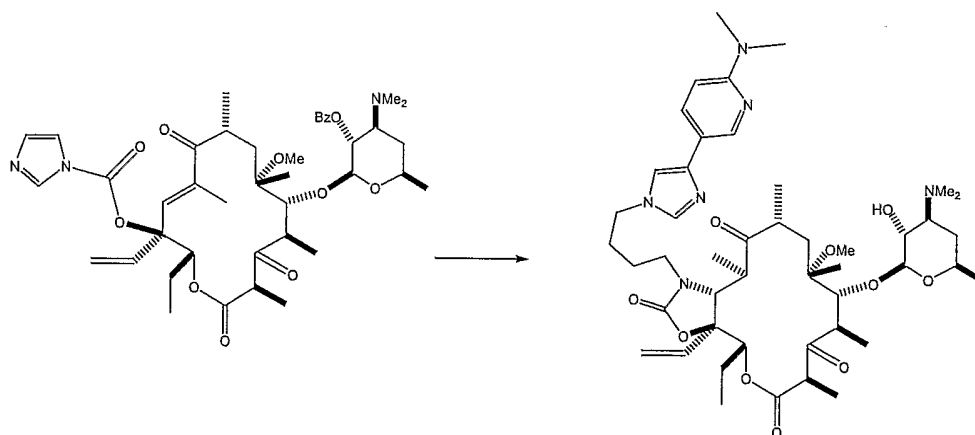
[00513] Following Procedure A using the C₁₂ vinyl imidazolyl carbamate ketolide and 4-[4-(6-ethoxy-pyridin-3-yl)-imidazol-1-yl]-butylamine, a white solid was obtained (32% yield). MH⁺(868.08)

EXAMPLE 111 SYNTHESIS OF COMPOUND XXIII



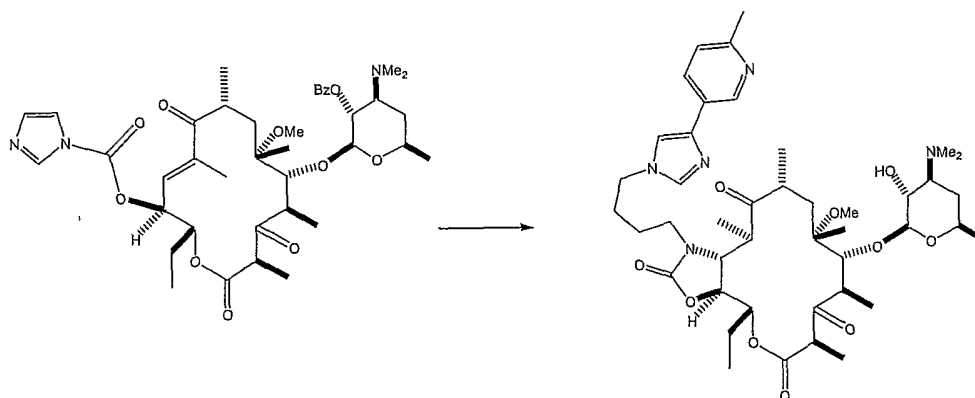
[00514] Following Procedure A using the C₁₂ vinyl imidazolyl carbamate ketolide and {5-[1-(4-aminobutyl)imidazol-4-yl](2-pyridyl)}methylamine, a white solid was obtained (37% yield). MH⁺(853.06). ¹H NMR (CDCl₃, referenced at 7.26ppm on 300MHz NMR, J = coupling constants in Hertz) 8.46(1H, d, J=2.1), 7.87(1H, dd, J=8.7, 2.4), 7.48(1H,d, J=0.9) 7.10(1H,d, J=1.2), 6.43(1H, d, J=8.4), 5.95(1H, dd, J=17.1, 10.8), 5.71(1H, dd, J=17.1, 1.2), 5.55(1H, dd, J=11.1,1.2), 4.96(1H,dd, J=10.8, 2.4), 4.53(1H, q, J=5.1), 4.26(2H, t, J=9.6), 3.97 (2H,t, J=7.2), 3.89(1H,q, J=6.9), 3.5-3.78(3H, m), 3.72(1H,s), 3.18(1H,dd, J=10.2, 7.2), 3.03-3.13(2H, m), 2.93 (3H, d, J=5.4), 2.63(3H,s), 2.4-2.48(1H, m), 2.26(6H,s), 1.42-1.93(12H, m), 1.37(3H, d, J=6.9), 1.34 (3H,s), 1.31(3H, d, J=7.5), 1.24(3H, d, J=6.0), 1.10(3H,d, J=6.9), 0.84(3H,d, J=6.9), 0.79(3H,t, J=7.5).

EXAMPLE 112 SYNTHESIS OF COMPOUND XXIV



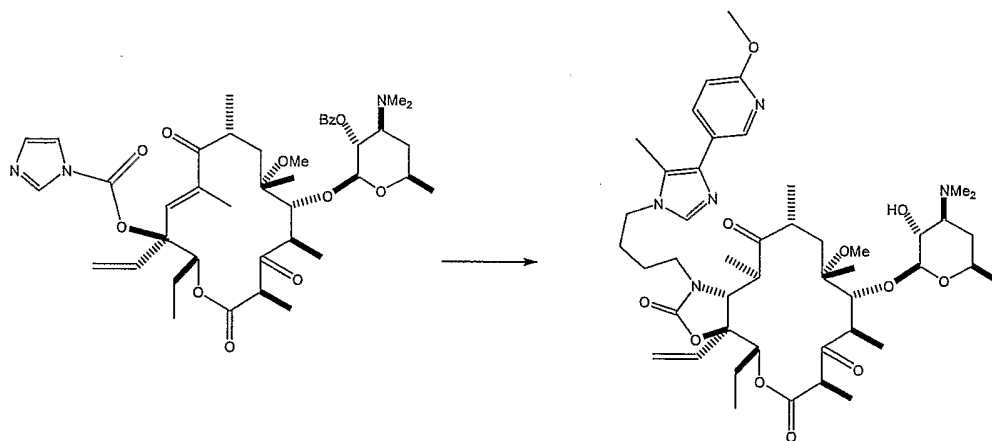
[00515] Following Procedure A using the C₁₂ vinyl imidazolyl carbamate ketolide and {5-[1-(4-aminobutyl)imidazol-4-yl](2-pyridyl)}dimethylamine, a white solid was obtained (27% yield). MH⁺(867.07). ¹H NMR (CDCl₃, referenced at 7.26ppm on 300MHz NMR, J = coupling constants in Hertz) 8.52(1H, d, J=2.4), 7.89(1H, dd, J=8.7, 2.4), 7.49(1H,s) 7.09(1H,s), 6.55(1H, d, J=8.7), 5.95(1H, dd, J=17.1, 10.8), 5.71(1H, dd, J=17.1, 1.2), 5.55(1H, dd, J=11.1,1.2), 4.96(1H,dd, J=10.8, 2.4), 4.28(1H, d, J=7.5), 4.24 (1H, d, J=9), 3.97 (2H,t, J=7.2), 3.89(1H,q, J=6.9), 3.5-3.78(3H, m), 3.72(1H,s), 3.16-3.24(1H, m), 3.1(6H, s), 3.04-3.14(2H, m), 2.63 (3H, s), 2.4-2.48(1H, m), 2.31(6H,s), 1.42-1.93(12H, m), 1.37(3H, d, J=6.9), 1.34 (3H,s), 1.31(3H, d, J=7.5), 1.25(3H, d, J=6.3), 1.10(3H,d, J=6.9), 0.85(3H,d, J=6.6), 0.80(3H,t, J=7.5).

EXAMPLE 113 SYNTHESIS OF COMPOUND XXV



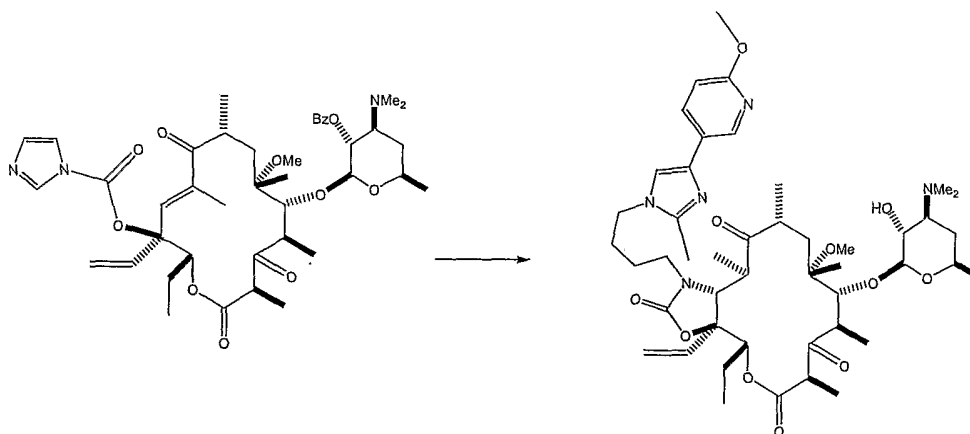
[00516] Procedure B: A 0.25M solution of C₁₂ hydrogen imidazolyl carbamate ketolide (synthesis described in PCT WO 03/004509 A2, the disclosure of which is incorporated herein by reference) in ACN was stirred with 4-[4-(6-methyl-pyridin-3-yl)-imidazol-1-yl]-butylamine (4 equivalents) at 60 °C for 14 h. The mixture was brought to ambient temperature and concentrated. Column chromatography (3:2 hexanes:acetone + 2% Et₃N) gave the desired benzoylated product. A 0.05M solution of benzoylated ketolide in methanol was refluxed for 15 h. The mixture was brought to ambient temperature and concentrated. Column chromatography (80:20:9:1 Et₂O:CHCl₃:MeOH:NH₄OH) yielded a white solid (38%). MH⁺(812.01)

EXAMPLE 114 SYNTHESIS OF COMPOUND XXVI



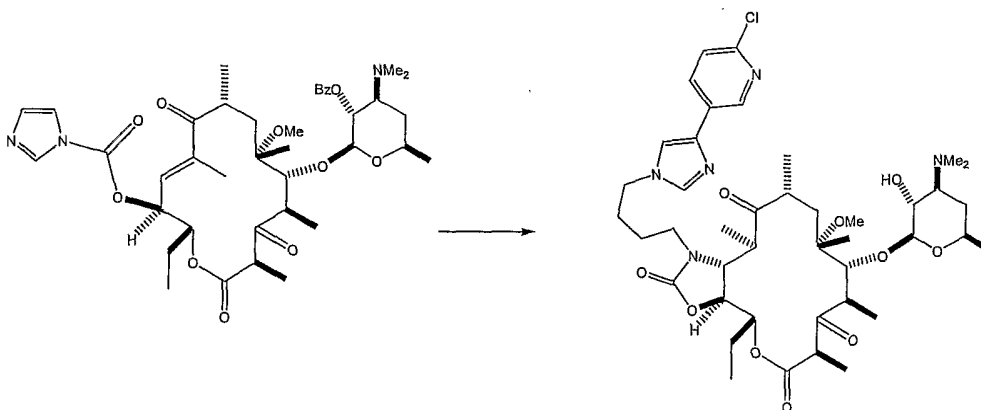
[00517] Following Procedure A using the C₁₂ vinyl imidazolyl carbamate ketolide and 4-[4-(6-methoxy(3-pyridyl))-5-methylimidazolyl]butylamine, a white solid was obtained (38% yield). MH⁺(868.07). ¹H NMR (CDCl₃, referenced at 7.26ppm on 300MHz NMR, J = coupling constants in Hertz) 8.35(1H, d, J=2.4), 7.91(1H, dd, J=8.7, 2.4), 7.49(1H, s), 6.79(1H, d, J=8.7), 5.95(1H, dd, J=16.8, 10.8), 5.71(1H, dd, J=17.1, 1.5), 5.55(1H, dd, J=11.1, 1.5), 4.95(1H, dd, J=10.8, 2.1), 4.30(1H, d, J=7.5), 4.24(1H, d, J=9.0), 3.96(3H, s), 3.89-4.0(3H, m), 3.62-3.78(2H, m), 3.73(1H, s), 3.5-3.62(1H, m), 3.29(1H, dd, J=9.9, 7.5), 3.06-3.16(2H, m), 2.63(3H, s), 2.50-2.65(1H, m), 2.43(6H, s), 2.34(3H, s), 1.41-1.93(12H, m), 1.36(3H, d, J=6.9), 1.34 (3H, s), 1.31(3H, d, J=7.2), 1.26(3H, s, J=6.0), 1.11(3H, d, J=7.2), 0.85(3H, d, J=7.2), 0.80(3H, t, J=7.2).

EXAMPLE 115 SYNTHESIS OF COMPOUND XXVII



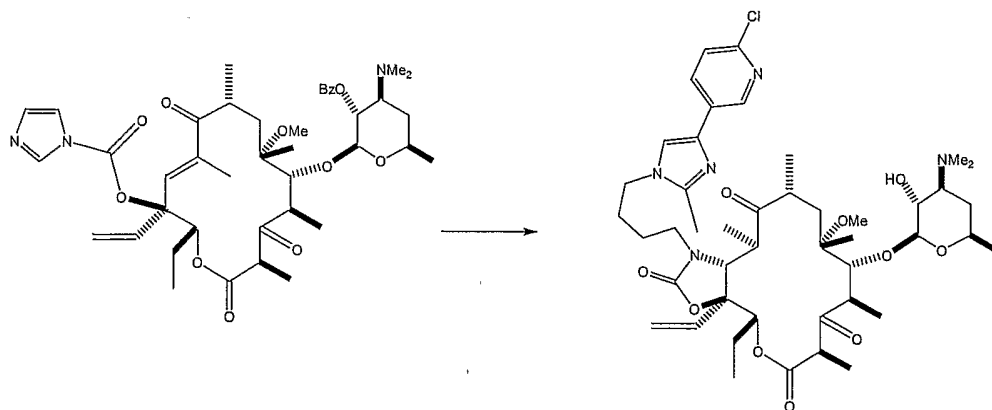
[00518] Following Procedure A using the C₁₂ vinyl imidazolyl carbamate ketolide and 4-[4-(6-methoxy(3-pyridyl))-2-methylimidazolyl]butylamine, a white solid was obtained (38% yield). MH⁺(868.07)

EXAMPLE 116 SYNTHESIS OF COMPOUND XXIX



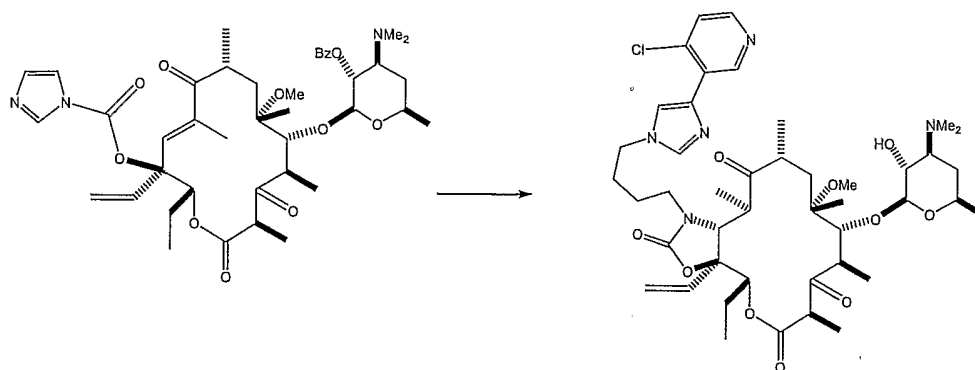
[00519] Following Procedure B using the C₁₂ hydrogen imidazolyl carbamate ketolide and 4-[4-(6-chloro-pyridin-3-yl)-imidazol-1-yl]-butylamine, a white solid was obtained (30% yield). MH⁺(832.43)

EXAMPLE 117 SYNTHESIS OF COMPOUND XXIX



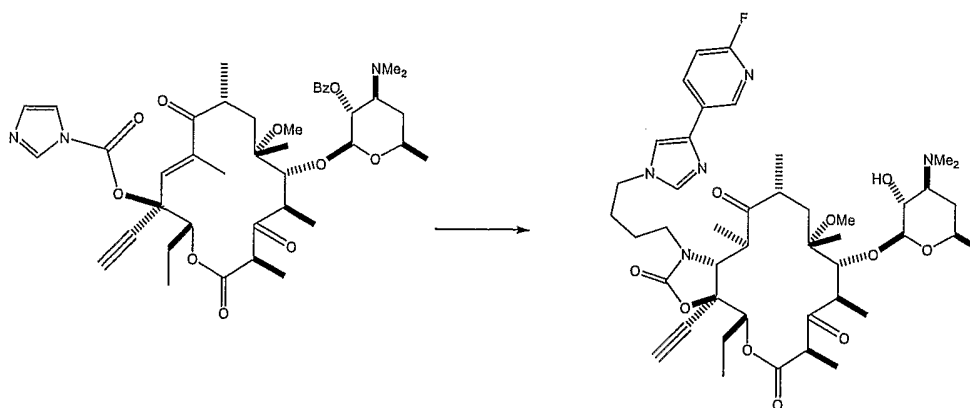
[00520] Following Procedure A using the C₁₂ vinyl imidazolyl carbamate ketolide and 4-[4-(6-chloro-(3-pyridyl))-2-methylimidazolyl]butylamine, a white solid was obtained (27% yield). MH^+ (872.49)

EXAMPLE 118 SYNTHESIS OF COMPOUND XXX



[00521] Following Procedure A using the C₁₂ vinyl imidazolyl carbamate ketolide and 4-[4-(4-chloro-3-pyridyl)imidazolyl]butylamine, a white solid was obtained (50% yield). MH⁺(858.47). ¹H NMR (CDCl₃, referenced at 7.26ppm on 300MHz NMR, J = coupling constants in Hertz) 9.32(1H, s), 8.33(1H, d, J=5.1), 7.67(1H,s) 7.58(1H,s), 7.31(1H, d, J=4.8), 5.95(1H, dd, J=16.8, 10.8), 5.71(1H, dd, J=17.1, 1.5), 5.55(1H, dd, J=11.1,1.5), 4.95(1H,dd, J=10.5, 2.4), 4.29(1H, d, J=7.2), 4.24(1H, d, J=9.3), 4.0 (2H,t, J=7.2), 3.89(1H,q, J=6.9), 3.62-3.78(2H, m), 3.72(1H,s), 3.5-3.62(1H,m), 3.24(1H,dd, J=10.2, 7.2), 3.06-3.16(2H, m), 2.63(3H,s), 2.50-2.60(1H, m), 2.37(6H,s), 1.40-1.93(12H, m), 1.38(3H, d, J=6.9), 1.34 (3H,s), 1.31(3H, d, J=7.8), 1.26(3H, s, J=6.0), 1.11(3H,d, J=6.9), 0.85(3H,d, J=6.9), 0.79(3H,t, J=7.5).

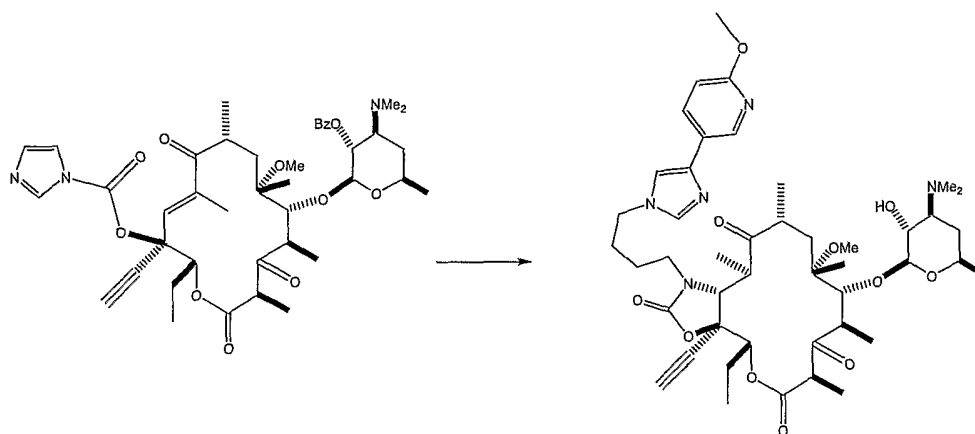
EXAMPLE 119 SYNTHESIS OF COMPOUND XXXI



[00522] Procedure C: A 0.25M solution of C₁₂ alkynyl imidazolyl carbamate ketolide in 10:1 ACN:H₂O was stirred with 4-[4-(6-fluoro-pyridin-3-yl)-imidazol-1-

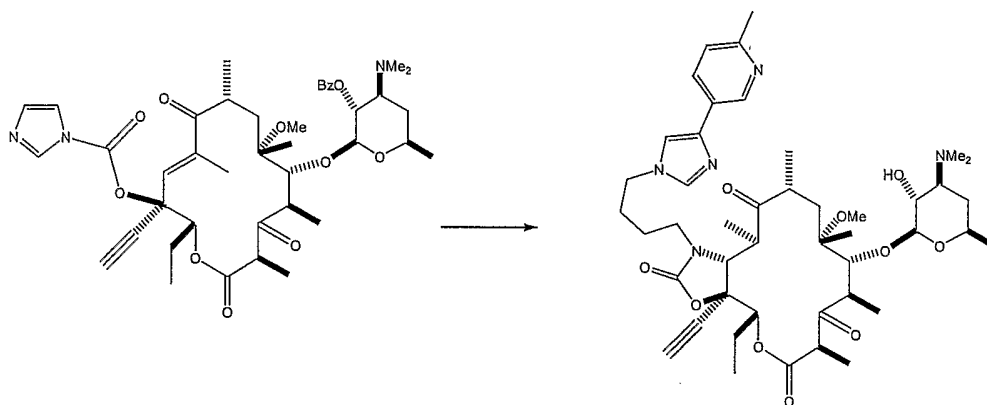
yl]-butylamine (2 eq) at 70 °C for 14 h. The mixture was brought to ambient temperature and concentrated. Column chromatography (3:2 hexanes:acetone + 2% Et₃N) gave the desired benzoylated product. A 0.05M solution of benzoylated ketolide in methanol was refluxed for 15 h. The mixture was brought to ambient temperature and concentrated. Column chromatography (80:20:9:1 Et₂O:CHCl₃:MeOH:NH₄OH) yielded a white solid (25%). MH⁺(840.00)

EXAMPLE 120 SYNTHESIS OF COMPOUND XXXII



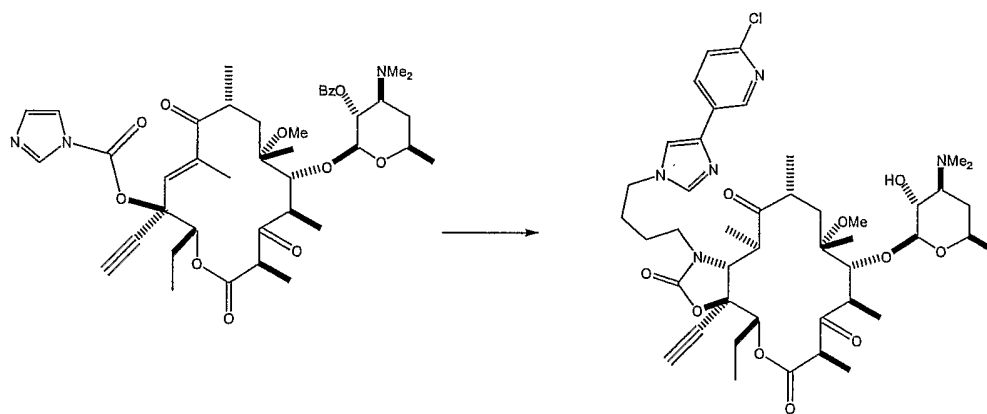
[00523] Following Procedure C using the C₁₂ alkynyl imidazolyl carbamate ketolide and 4-[4-(6-methoxy-pyridin-3-yl)-imidazol-1-yl]-butylamine, a white solid was obtained (25% yield). MH⁺(852.03)

EXAMPLE 121 SYNTHESIS OF COMPOUND XXXIII



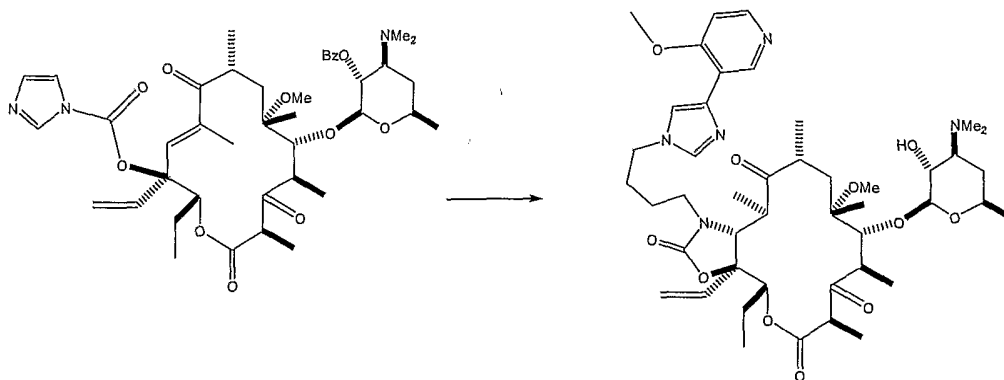
[00524] Following Procedure C using the C₁₂ alkynyl imidazolyl carbamate ketolide and 4-[4-(6-methyl-pyridin-3-yl)-imidazol-1-yl]-butylamine, a white solid was obtained (25% yield). MH⁺(836.03)

EXAMPLE 122 SYNTHESIS OF COMPOUND XXXIV



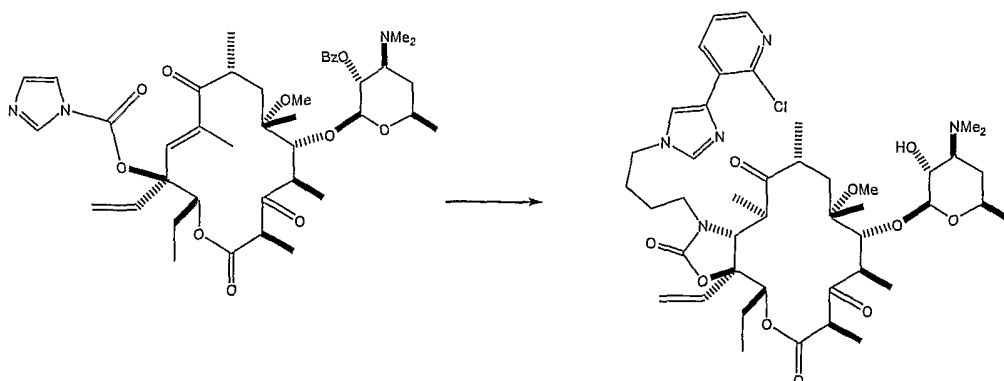
[00525] Following Procedure C using the C₁₂ alkynyl imidazolyl carbamate ketolide and 4-[4-(6-chloro-pyridin-3-yl)-imidazol-1-yl]-butylamine, a white solid was obtained (25% yield). MH⁺(856.45)

EXAMPLE 123 SYNTHESIS OF COMPOUND XXXV



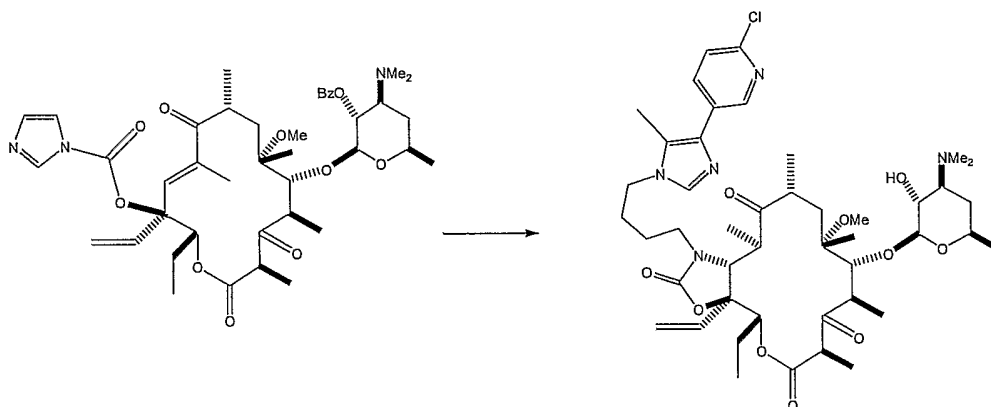
[00526] Following Procedure A using the C₁₂ vinyl imidazolyl carbamate ketolide and 4-[4-(4-methoxy-3-pyridyl)imidazolyl]butylamine, a white solid was obtained (33% yield). MH^+ (854.05). ¹H NMR (CDCl₃, referenced at 7.26ppm on 300MHz NMR, J = coupling constants in Hertz) 9.27(1H, s), 8.39(1H, d, J=5.7), 7.55(1H,d, J=1.2) 7.49(1H,d, J=1.2), 6.85(1H, d, J=5.7), 5.95(1H, dd, J=16.8, 10.8), 5.71(1H, dd, J=17.1, 1.5), 5.55(1H, dd, J=11.1,1.5), 4.95(1H,dd, J=10.5, 2.4), 4.29(1H, d, J=7.5), 4.24(1H, d, J=9.3), 4.0 (2H,t, J=7.2), 4.0(3H,s), 3.88(1H,q, J=6.9), 3.62-3.78(2H, m), 3.72(1H,s), 3.5-3.62(1H,m), 3.24(1H,dd, J=9.9, 7.2), 3.06-3.16(2H, m), 2.63(3H,s), 2.50-2.58(1H, m), 2.37(6H,s), 1.54-1.93(12H, m), 1.36(3H, d, J=6.6), 1.34 (3H,s), 1.32(3H, d, J=7.5), 1.26(3H, s, J=6.0), 1.11(3H,d, J=7.2), 0.85(3H,d, J=7.2), 0.80(3H,t, J=7.5).

EXAMPLE 124 SYNTHESIS OF COMPOUND XXXVI



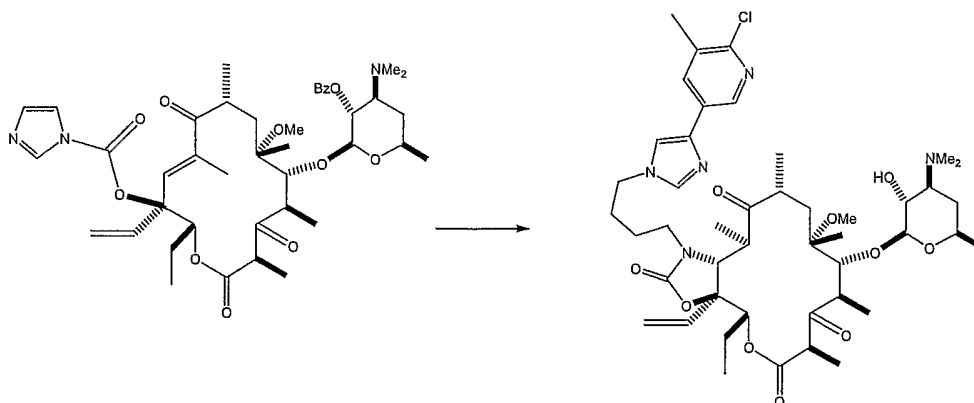
[00527] Following Procedure A using the C₁₂ vinyl imidazolyl carbamate ketolide and 4-[4-(2-chloro-3-pyridyl)imidazolyl]butylamine, a white solid was obtained (24% yield). MH⁺(854.05)

EXAMPLE 125 SYNTHESIS OF COMPOUND XXXVII



[00528] Following Procedure A using the C₁₂ vinyl imidazolyl carbamate ketolide and 4-[4-(6-chloro (3-pyridyl))-5-methylimidazolyl]butylamine, a white solid was obtained (17% yield). MH⁺(872.49). ¹H NMR (CDCl₃, referenced at 7.26ppm on 300MHz NMR, J = coupling constants in Hertz) 8.62(1H, d, J=1.8), 8.01(1H, dd, J= 8.1, 2.1), 7.65(1H,s) 7.37(1H,d, J=8.4), 5.95(1H, dd, J=16.8, 10.8), 5.71(1H, dd, J=17.1, 1.5), 5.55(1H, dd, J=11.1,1.5), 4.94(1H,dd, J=10.5, 2.4), 4.38(1H, d, J=6.9), 4.23(1H, d, J=8.7), 3.97 (2H,t, J=7.2), 3.87(1H,q, J=6.9), 3.71(1H,s), 3.5-3.80(3H,m), 3.24-3.38(1H, m), 3.06-3.16(2H, m), 2.84(6H,s), 2.59(3H, s), 2.50-2.58(1H, m), 2.39(3H, s), 1.42-1.93(12H, m), 1.25-1.35(12H, m), 1.13(3H,d, J=6.9), 0.85(3H,d, J=6.9), 0.78(3H,t, J=7.2).

EXAMPLE 126 SYNTHESIS OF COMPOUND XXXVIII



[00529] Following Procedure A using the C₁₂ vinyl imidazolyl carbamate ketolide and 4-[4-(6-chloro-5-methyl-3-pyridyl)imidazolyl]butylamine, a white solid was obtained (20% yield). MH⁺(872.49). ¹H NMR (CDCl₃, referenced at 7.26ppm on 300MHz NMR, J = coupling constants in Hertz) 8.54(1H, d, J=2.1), 7.98(1H, d, J=2.4), 7.53(1H,d, J=1.2) 7.31(1H,d, J=1.2), 5.95(1H, dd, J=16.8, 10.8), 5.71(1H, dd, J=17.1, 1.5), 5.55(1H, dd, J=11.1,1.5), 4.94(1H,dd, J=10.5, 2.4), 4.28(1H, d, J=7.2), 4.23(1H, d, J=9.0), 4.0 (2H,t, J=7.2), 3.89(1H,q, J=6.9), 3.62-3.78(2H, m), 3.71(1H,s), 3.5-3.62(1H,m), 3.24(1H,dd, J=10.2, 7.2), 3.06-3.16(2H, m), 2.60(3H,s), 2.50-2.58(1H, m), 2.40(3H, s), 2.36(6H,s), 1.42-1.93(12H, m), 1.36(3H, d, J=6.9), 1.32 (3H,s), 1.31(3H, d, J=7.8), 1.25(3H, s, J=6.0), 1.11(3H,d, J=7.2), 0.84(3H,d, J=6.9), 0.78(3H,t, J=7.2).

EXAMPLE 127 ANTIBACTERIAL ACTIVITY

[00530] Representative compounds of the present invention, listed in Table 3, were assayed *in vitro* for antibacterial activity, shown in Table 5, against the bacterial isolates listed in Table 4 as follows:

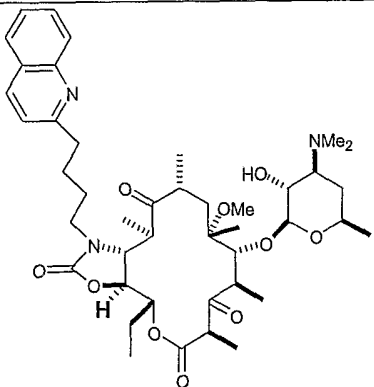
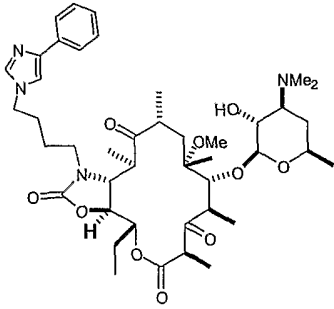
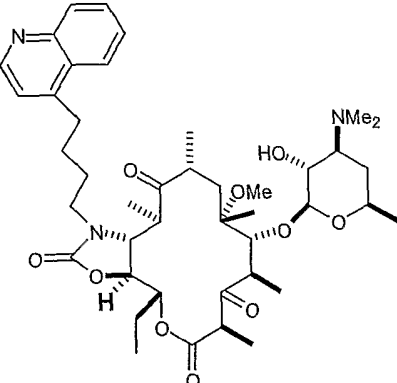
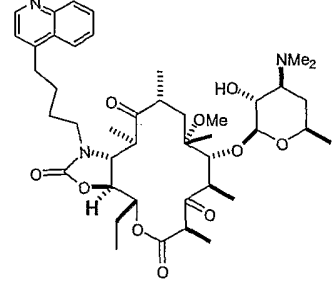
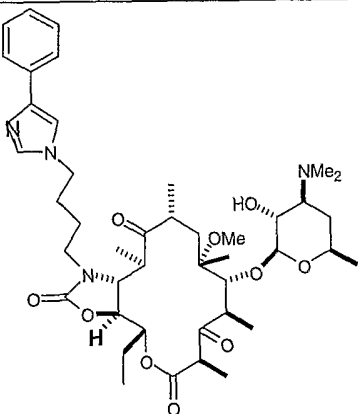
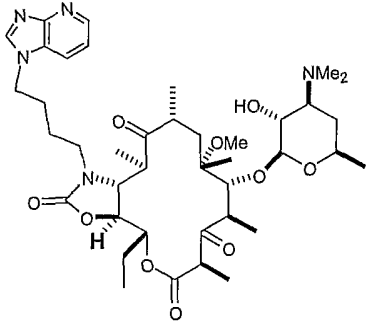
[00531] Strains. The bacterial isolates listed in Table 4 were cultivated from -70°C frozen stocks by two consecutive overnight passages (P1, P2) at 35°C on 5% blood agar (Remel, Lenexa, KS). Chocolate agar (Remel) is used for *Haemophilus influenzae*. *H. influenzae* and *Streptococcus pneumoniae* are incubated in 5-10% CO₂

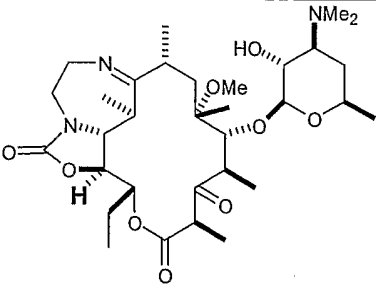
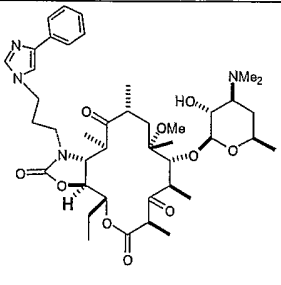
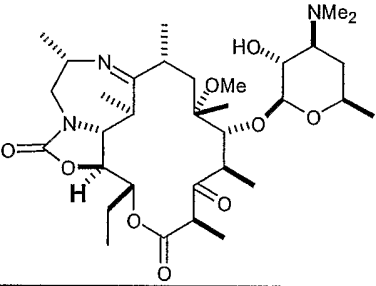
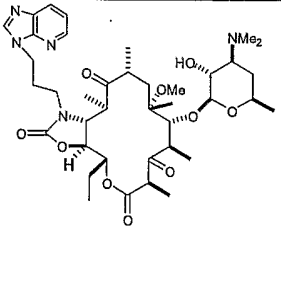
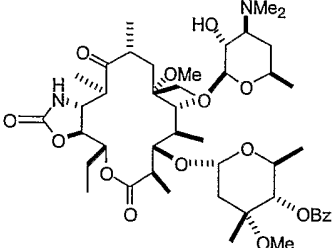
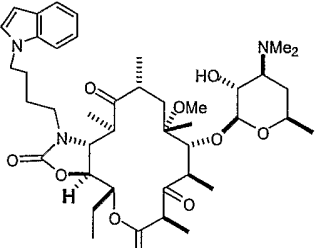
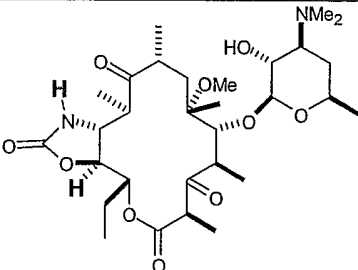
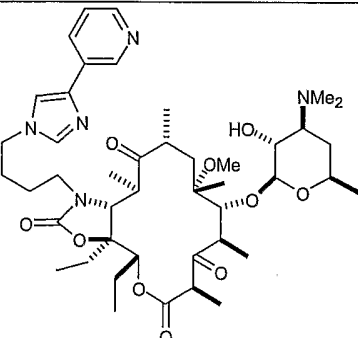
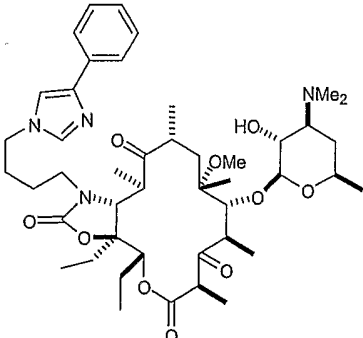
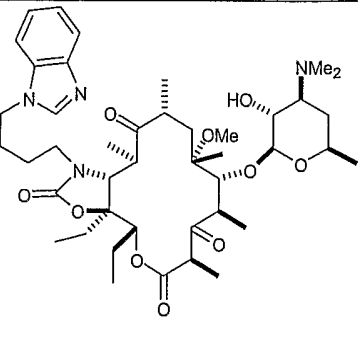
[00532] Drug Stock Preparation. To determine the amount of solvent to be used to give the desired final concentration, the formula "weight obtained in mg/ final concentration in mg/ml" will be used. It will give the amount of solvent in ml needed to be added to give the desired concentration. For example, if 2.5 mg/ml is the desired concentration and the weight of compound is 13.7 mg, then the amount of solvent to be added is 3.94 ml ($13.7\text{mg}/2.5\text{ mg/ml} = 3.94\text{ ml}$). Methanol is used as the solvent to dissolve the test compounds.. Further dilution of stock is done in sterile, deionized water. Drug stocks are kept frozen at -70°C , protected from light.

[00533] Susceptibility Testing. MICs are determined by the broth microdilution method in accordance with the NCCLS guidelines. In brief, organism suspensions are adjusted to a 0.5 McFarland standard to yield a final inoculum between 3×10^5 and 7×10^5 CFU/ml. Drug dilutions and inocula are made in sterile, cation adjusted Mueller-Hinton Broth (CAMHB) (Remel) for all but *S. pneumoniae* [CAMHB with 2-5% lysed horse blood (Remel)] and *H. influenzae* [*Haemophilus* Test Medium (Remel)]. An inoculum volume of 100 μl is added to wells containing 100 μl of broth with 2-fold serial dilutions of drug. All inoculated microdilution trays are incubated in ambient air at 35°C for 18-24 hours, except for *S. pneumoniae*, and *H. influenzae* (both at 5-10% CO_2).

[00534] Following appropriate incubation, the MIC is determined and the MIC is defined as the lowest concentration of the drug that prevented visible growth. The results of this assay, shown below in Table 5, demonstrate the antibacterial activity of representative compounds of the invention against the organism strain panel shown in Table 4.

TABLE 3
REPRESENTATIVE COMPOUNDS

Cmd. No.	Structure	Cmd. No.	Structure
5960		4710	
6220		4711	
6221		4713	

Cmd. No.	Structure	Cmd. No.	Structure
6222		4714	
6223		4716	
4265		4717	
4266		7280	
7281		7282	

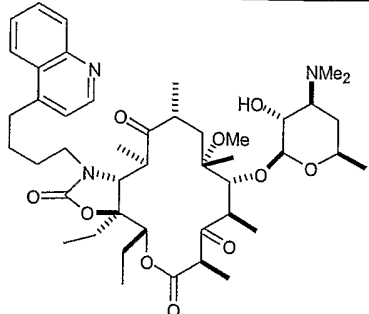
Cmd. No.	Structure	Cmd. No.	Structure
7283			

TABLE 4

STRAINS TESTED

Strains Tested	Strain ID
<i>S. epidermidis</i> Step_14990	A
<i>S. epidermidis</i> Step_f50654 Pen S	B
<i>E. faecalis</i> Enfa_29212	C
<i>S. pyogenes</i> Stpy_8668	D
<i>S. pneumoniae</i> Stpn_49619	E
<i>S. pneumoniae</i> Stpn_297-749 Pen R	F
<i>S. pneumoniae</i> Stpn_280-962 Pen S	G
<i>S. pneumoniae</i> Stpn_Erm 6849	H
<i>S. pneumoniae</i> Stpn_Erm S 4297	I
<i>S. pneumoniae</i> Stpn_Mef 5654	J
<i>S. pneumoniae</i> Stpn_Mef S 3427	K
<i>H. influenzae</i> Hain_49247	L
<i>E. coli</i> Esco_25922	M

TABLE 5
COMPOUND ACTIVITY

Cmpd	Strain ID												
	A	B	C	D	E	F	G	H	I	J	K	L	M
Clar.	0.2	0.2	0.78	=0.05	=0.05	=0.05	=0.05	>50	>50	6.25	1.56	12.5	50
5960	0.2	0.2	=0.05	=0.05	=0.05	=0.05	=0.05	25	0.1	0.2	=0.05	3.13	25
6220	0.1	0.1	=0.05	=0.05	=0.05	=0.05	=0.05	3.13	0.1	0.4	=0.5	1.56	6.25
6221	0.1	0.1	=0.05	=0.05	=0.05	=0.05	=0.05	0.1	=0.05	0.4	=0.05	3.13	25
6222	1.56	1.56	0.4	0.2	0.2	0.4	0.2	>50	>50	0.78	0.4	25	50
6223	1.56	3.13	0.78	0.2	0.2	0.2	0.2	>50	>50	0.78	0.4	>50	50
4265	3.13	6.25	3.13	0.4	0.2	0.1	=0.5	25	1.56	1.56	0.4	>50	>50
4266	3.13	3.13	1.56	0.1	0.2	=0.05	=0.05	>50	>50	0.2	0.1	25	>50
4710	0.1	0.2	=0.05	=0.5	=0.5	=0.5	=0.5	0.2	=0.05	0.2	=0.5	3.13	50
4711	0.1	0.1	=0.05	=0.5	=0.5	=0.5	=0.5	6.25	0.2	0.1	=0.5	1.56	50
4713	0.4	0.4	0.1	=0.5	=0.5	=0.5	=0.5	0.78	0.1	3.13	0.4	3.13	50
4714	6.25	6.25	0.4	0.1	=0.5	=0.5	=0.5	>50	6.25	0.4	0.1	>50	>50
4716	6.25	12.5	0.78	0.1	=0.5	=0.5	=0.5	>50	25	0.78	0.4	25	>50
4717	0.2	0.4	0.1	=0.5	=0.5	=0.5	=0.5	6.25	0.4	0.2	=0.05	6.25	>50
7280	0.2	0.2	0.1	=0.05	=0.05	=0.05	=0.05	0.4	=0.05	0.4	0.1	6.25	25
7281	0.2	0.1	0.1	=0.05	=0.05	=0.05	=0.05	0.2	=0.05	0.4	=0.05	3.13	25
7282	0.4	0.2	0.1	=0.05	=0.05	=0.05	=0.05	0.78	0.2	0.4	0.1	3.13	12.5
7283	0.2	0.2	0.1	=0.05	=0.05	=0.05	=0.05	0.4	0.1	0.4	=0.05	3.13	12.5

[00535] The foregoing procedure is repeated using the strain panel shown in Table 6 demonstrating the antibacterial activity of representative compounds of the invention as shown in Table 7.

TABLE 6 STRAINS TESTED

Strains Tested	Strain ID
<i>S. aureus</i> Stau_29213	A
<i>S. epidermidis</i> Step_14990	B
<i>S. epidermidis</i> Step_f50654	C
<i>E. faecalis</i> Enfa_29212	D
<i>S. pyogenes</i> Stpy_8668	E
<i>S. pneumoniae</i> Stpn_49619	F
<i>S. pneumoniae</i> Stpn_297-749	G
<i>S. pneumoniae</i> Stpn_280-962	H
<i>S. pneumoniae</i> Stpn_Erm 6849	I
<i>S. pneumoniae</i> Stpn_Erm S 4297	J
<i>S. pneumoniae</i> Stpn_Mef 5654	K
<i>S. pneumoniae</i> Stpn_Mef S 3427	L
<i>H. influenzae</i> Hain_49247	M

TABLE 7 COMPOUND ACTIVITY

Cmpd Ex.	Strain ID												
	A	B	C	D	E	F	G	H	I	J	K	L	M
14	0.4	0.2	0.2	0.1	=0.05	=0.05	=0.05	=0.05	0.4	0.1	0.4	=0.05	3.13
65 (1)	0.2	0.2	0.2	0.1	=0.05	=0.05	=0.05	=0.05	=0.05	=0.05	0.2	=0.05	3.13
15	0.4	0.2	0.4	0.1	=0.05	=0.05	=0.05	=0.05	1.56	0.1	0.2	=0.05	3.13
20	0.2	0.1	0.2	0.1	=0.05	=0.05	=0.05	=0.05	=0.5	=0.05	0.4	=0.05	6.25
48	0.2	0.2	0.2	0.1	=0.05	=0.05	=0.05	=0.05	0.4	=0.05	0.78	0.1	3.13
49	0.2	0.2	0.2	0.1	=0.05	=0.05	=0.05	=0.05	0.1	=0.05	0.78	=0.05	6.25
67/ 20m	0.2	0.1	0.2	=0.05	=0.05	=0.05	=0.05	=0.05	0.2	=0.05	0.2	=0.05	1.56
67/ 20w	3.13	1.56	3.13	0.2	=0.05	=0.05	=0.05	=0.05	12.5	3.13	0.4	0.1	50
25	0.4	0.2	0.2	0.1	=0.05	=0.05	=0.05	=0.05	0.1	0.1	0.4	0.1	3.13
27	0.1	0.1	0.1	0.05	=0.025	=0.025	=0.02	5	=0.025	3.13	0.1	0.4	0.1
67/ 20r	3.13	3.13	1.56	1.56	0.4	0.1	0.1	0.1	25	25	1.56	0.1	50
67/ 20s	0.78	0.78	0.4	0.2	=0.05	=0.05	=0.05	=0.05	12.5	0.2	0.78	=0.05	3.13
29	0.4	0.2	0.4	0.2	=0.05	=0.05	=0.05	=0.05	1.56	0.2	0.78	0.2	6.25
30	0.2	0.2	0.4	0.2	=0.05	=0.05	=0.05	=0.05	0.4	0.1	0.78	0.1	6.25
33	0.4	0.2	0.2	0.1	=0.05	3.13	=0.05	=0.05	=0.05	0.4	0.1	0.4	0.1
34	0.4	0.2	0.2	0.1	=0.05	3.13	=0.05	=0.05	=0.05	12.5	0.2	0.4	0.1
37	0.4	0.2	0.2	0.1	=0.05	=0.05	=0.05	=0.05	0.4	0.1	1.56	0.2	6.25
50	0.4	0.4	0.2	0.2	=0.05	=0.05	=0.05	=0.05	0.1	=0.05	0.4	0.1	6.25
38	0.2	0.2	0.2	0.1	=0.05	=0.05	=0.05	=0.05	0.4	0.1	0.78	0.1	6.25
39	0.2	0.1	0.4	0.1	=0.05	=0.05	=0.05	=0.05	0.1	=0.05	0.78	0.2	3.13
22	0.4	0.4	0.4	0.2	=0.05	=0.05	=0.05	=0.05	0.2	0.1	0.78	0.2	3.13
23	1.56	0.78	0.78	0.2	=0.05	=0.05	=0.05	=0.05	0.78	0.2	0.4	0.1	6.25
17	0.4	0.4	0.4	0.2	0.1	=0.05	=0.05	=0.05	0.78	0.2	0.4	0.1	3.13
18	0.78	0.4	0.78	0.1	0.1	=0.05	=0.05	=0.05	3.13	0.2	0.4	=0.05	3.13
19	0.4	0.4	0.4	0.4	0.1	=0.05	=0.05	=0.05	0.78	0.2	0.4	0.1	6.25
21	0.4	0.4	0.4	0.1	=0.05	=0.05	=0.05	=0.05	0.2	0.1	0.78	0.1	12.5
67/ 20n	0.4	0.2	0.4	0.1	=0.05	=0.05	=0.05	=0.05	0.4	0.1	0.2	0.1	6.25
67/ 20o	0.2	0.2	0.2	0.1	=0.05	=0.05	=0.05	=0.05	1.56	0.1	0.2	0.1	3.13
26	0.2	0.2	0.2	0.2	=0.05	=0.05	=0.05	=0.05	0.2	=0.05	0.4	0.1	3.13
65 (2)	3.13	3.13	3.13	0.78	0.2	=0.05	=0.05	=0.05	0.78	0.4	0.78	0.2	25
66	0.2	0.2	0.2	.01	=0.05	=0.05	=0.05	=0.05	0.2	0.1	0.4	0.1	6.25
28	0.4	0.4	0.4	0.1	=0.05	=0.05	=0.05	=0.05	>50	0.4	0.78	0.2	3.13
67/ 20t	0.78	0.78	0.4	0.4	0.2	=0.05	=0.05	=0.05	25	1.56	1.56	0.1	12.5
67/	0.78	0.78	0.4	0.4	0.4	0.1	0.1	0.1	25	12.5	1.56	0.2	25

Cmpd Ex.	Strain ID												
	A	B	C	D	E	F	G	H	I	J	K	L	M
20u													
67l													
20v	0.4	0.4	0.2	0.2	=0.05	=0.05	=0.05	=0.05	50	0.4	0.78	=0.05	6.25
31	0.2	0.4	0.4	0.2	=0.05	=0.05	=0.05	=0.05	0.4	0.2	0.78	0.2	6.25
32	0.2	0.4	0.4	.02	=0.05	=0.05	=0.05	=0.05	0.2	=0.05	0.78	0.2	6.25
35	0.78	0.78	0.78	0.2	0.2	6.25	=0.05	=0.05	=0.05	3.13	0.78	0.78	0.2
36	6.25	1.56	0.78	0.78	0.4	25	0.1	0.1	0.1	12.5	12.5	0.78	0.2
40	0.2	0.2	0.2	0.1	=0.05	=0.05	=0.05	=0.05	0.2	=0.05	0.78	0.2	6.25
67l													
20p	0.4	0.2	0.4	0.2	0.1	0.1	=0.05	0.1	6.25	0.78	0.78	0.2	6.25
67/20q	0.4	0.2	0.4	0.1	=0.05	=0.05	=0.05	=0.05	1.56	0.2	0.4	0.1	12.5

EXAMPLE 128 ANTIBACTERIAL ACTIVITY OF PYRIDYL SUBSTITUTED KETOLIDES

[00536] Representative compounds of the present invention, listed in Table 9, were assayed *in vitro* for antibacterial activity, shown in Table 10, against the bacterial isolates listed in Table 8 as follows:

[00537] Strains. The bacterial isolates listed in Table 8 were cultivated from -70°C frozen stocks by two consecutive overnight passages (P1, P2) at 35°C on 5% blood agar (Remel, Lenexa, KS). Chocolate agar (Remel) is used for *Haemophilus influenzae*. *H. influenzae* and *Streptococcus pneumoniae* are incubated in 5-10% CO₂

[00538] Drug Stock Preparation. To determine the amount of solvent to be used to give the desired final concentration, the formula "weight obtained in mg/ final concentration in mg/ml" will be used. It will give the amount of solvent in ml needed to be added to give the desired concentration. For example, if 2.5 mg/ml is the desired concentration and the weight of compound is 13.7 mg, then the amount of solvent to be added is 3.94 ml (13.7mg/2.5 mg/ml= 3.94 ml). Methanol is used as the solvent to dissolve the test compounds. Further dilution of stock is done in sterile, deionized water. Drug stocks are kept frozen at -70°C, protected from light.

[00539] Susceptibility Testing. MICs are determined by the broth microdilution method in accordance with the NCCLS guidelines. In brief, organism

suspensions are adjusted to a 0.5 McFarland standard to yield a final inoculum between 3×10^5 and 7×10^5 CFU/ml. Drug dilutions and inocula are made in sterile, cation adjusted Mueller-Hinton Broth (CAMHB) (Remel) for all but *S. pneumoniae* [CAMHB with 2-5% lysed horse blood (Remel)] and *H. influenzae* [Haemophilus Test Medium (Remel)]. An inoculum volume of 100 μ l is added to wells containing 100 μ l of broth with 2-fold serial dilutions of drug. All inoculated microdilution trays are incubated in ambient air at 35° C for 18-24 hours, except for *S. pneumoniae*, and *H. influenzae* (both at 5-10% CO₂).

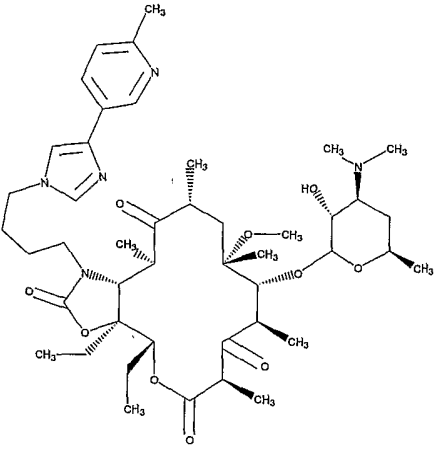
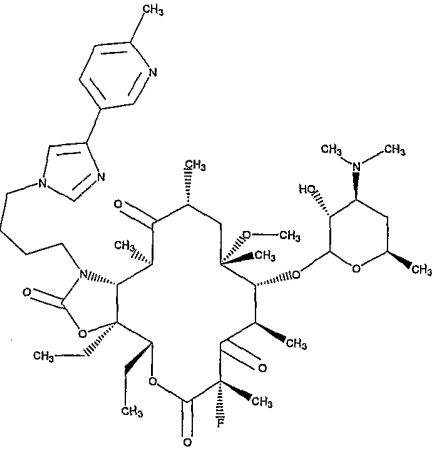
[00540] Following appropriate incubation, the MIC is determined and the MIC is defined as the lowest concentration of the drug that prevented visible growth. The results of this assay, shown below in Table 10, demonstrate the antibacterial activity of representative compounds of the invention shown in Table 9 against the organism strain panel shown in Table 8. Antibacterial activity of representative compounds of the invention were compared against telitromycin.

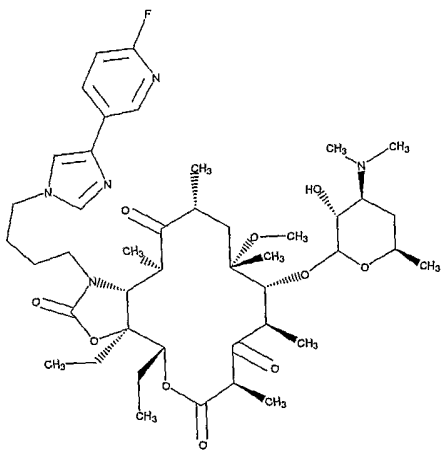
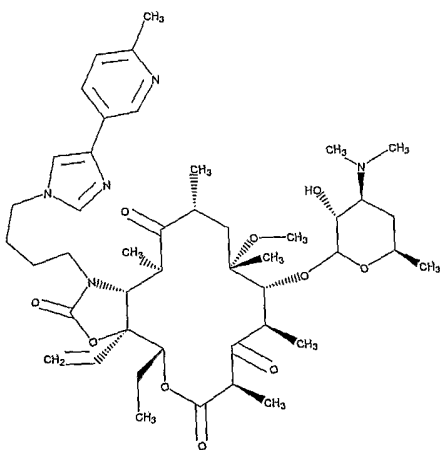
TABLE 8

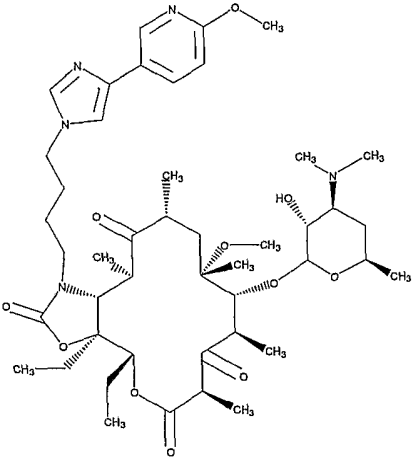
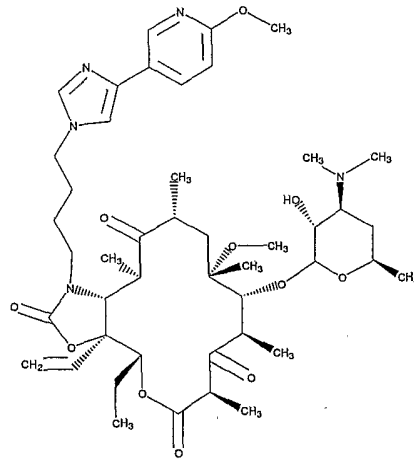
STRAINS TESTED

Strains Tested	Strain ID
<i>Staphylococcus aureus</i> Stau_29213	A
<i>Staphylococcus aureus</i> Stau_33591	B
<i>Staphylococcus epidermidis</i> Step_14990	C
<i>Staphylococcus epidermidis</i> Step_f50654	D
<i>Enterococcus faecalis</i> Enfa_29212	E
<i>Enterococcus faecalis</i> Enfa_bc11148-2	F
<i>Streptococcus pyogenes</i> Stpy_8668	G
<i>Haemophilus influenzae</i> Hain_49247	H
<i>Haemophilus influenzae</i> Hain_960730503-3	I
<i>Haemophilus influenzae</i> Hain_960820544-3	J
<i>Haemophilus influenzae</i> Hain_953460299-3	K
<i>Haemophilus influenzae</i> Hain_2762	L
<i>Streptococcus pneumoniae</i> Stpn_49619	M
<i>Streptococcus pneumoniae</i> Stpn_297-749	N
<i>Streptococcus pneumoniae</i> Stpn_280-962	O
<i>Streptococcus pneumoniae</i> Stpn_Mef 5654	P
<i>Streptococcus pneumoniae</i> Stpn_Mef S 3427	Q
<i>Streptococcus pneumoniae</i> Stpn_Erm S 4297	R

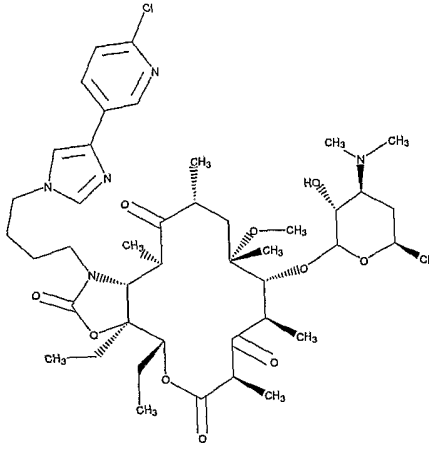
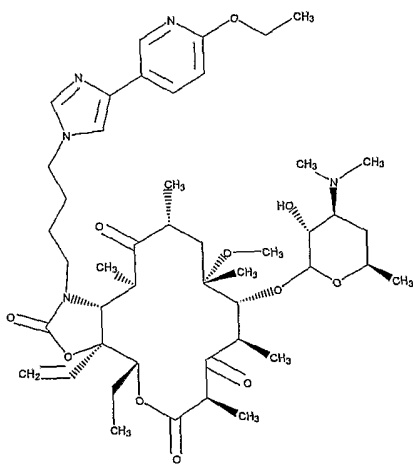
TABLE 9
REPRESENTATIVE COMPOUNDS

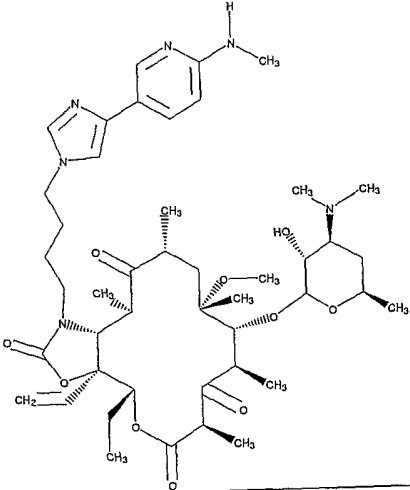
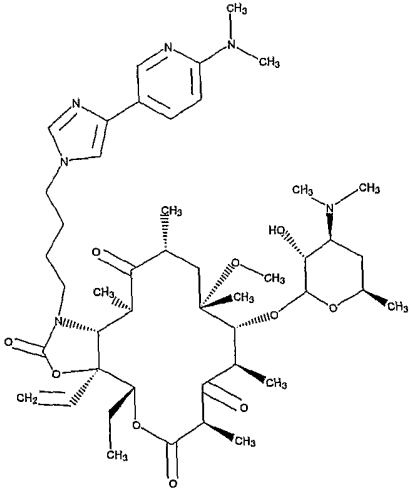
Compound No.	Structure
XIII	 <p>Chemical structure of Compound XIII, a complex macrocyclic molecule. It features a central 14-membered ring with multiple stereocenters. Substituents include a 4-methylpyridin-2-yl group, a dimethylamino group, a hydroxyl group, and several methyl groups. The structure is drawn with stereochemistry indicated by wedges and dashes.</p>
XIV	 <p>Chemical structure of Compound XIV, which is identical to Compound XIII. It features a central 14-membered ring with multiple stereocenters. Substituents include a 4-methylpyridin-2-yl group, a dimethylamino group, a hydroxyl group, and several methyl groups. The structure is drawn with stereochemistry indicated by wedges and dashes.</p>

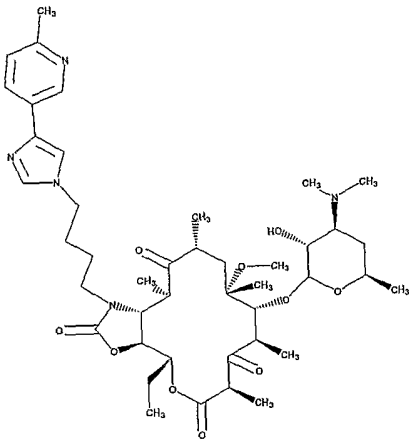
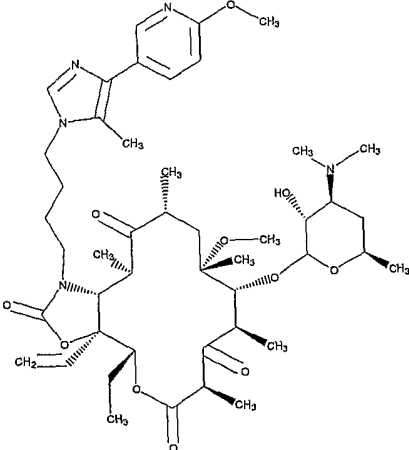
Compound No.	Structure
XV	 <p>Chemical structure of Compound XV, a complex macrocyclic molecule. It features a central 12-membered ring with multiple stereocenters. Substituents include a 4-fluorophenyl group, a dimethylamino group, a hydroxyl group, and several methyl groups. The structure is highly detailed with stereochemical indicators (wedges and dashes).</p>
XVI	 <p>Chemical structure of Compound XVI, a complex macrocyclic molecule. It features a central 12-membered ring with multiple stereocenters. Substituents include a 4-methylphenyl group, a dimethylamino group, a hydroxyl group, and several methyl groups. The structure is highly detailed with stereochemical indicators (wedges and dashes).</p>

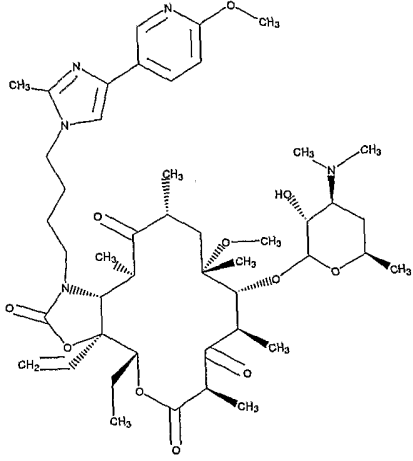
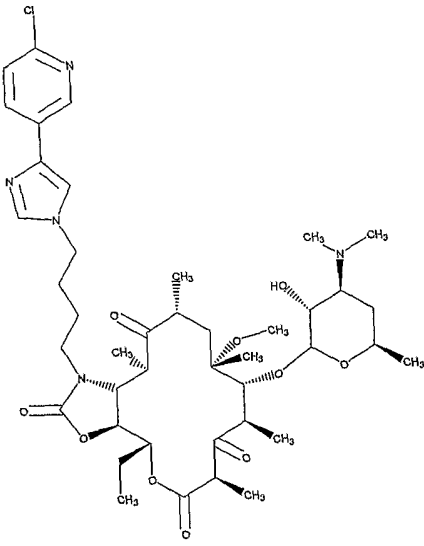
Compound No.	Structure
XVII	 <p>Chemical structure of Compound XVII. It features a complex polycyclic core with multiple stereocenters indicated by wedges and dashes. A side chain includes a pyridine ring substituted with a methoxy group (-OCH₃) and connected via a methylene bridge to a nitrogen atom. Another side chain contains a sugar moiety (a six-membered ring with an oxygen atom) substituted with a dimethylamino group (-N(CH₃)₂) and a hydroxyl group (-OH). The core structure includes several carbonyl groups and methyl substituents.</p>
XVIII	 <p>Chemical structure of Compound XVIII. It is very similar to Compound XVII, sharing the same complex polycyclic core and side chains. The primary difference is in the stereochemistry at one of the chiral centers on the left side of the core, where the substituent is shown with a different orientation (wedge/dash) compared to Compound XVII.</p>

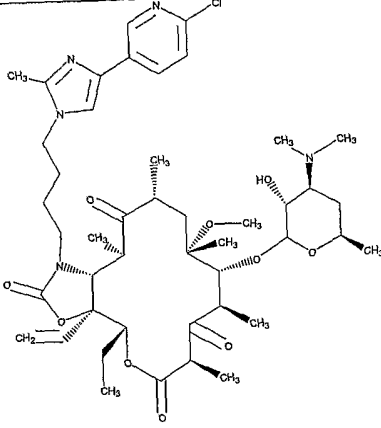
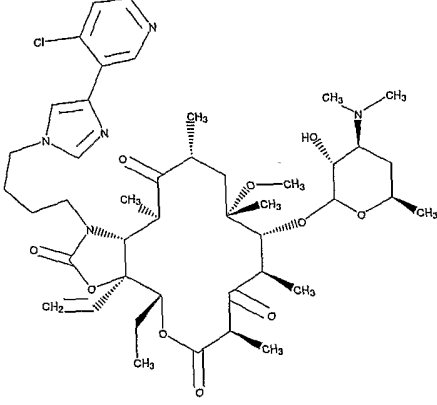
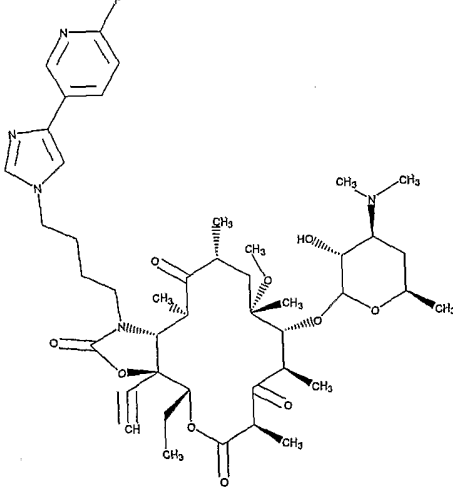
[illegible]

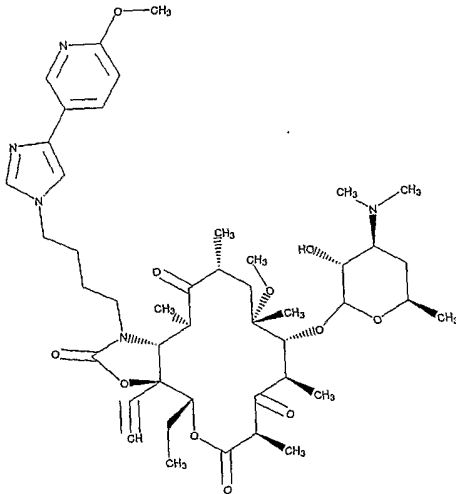
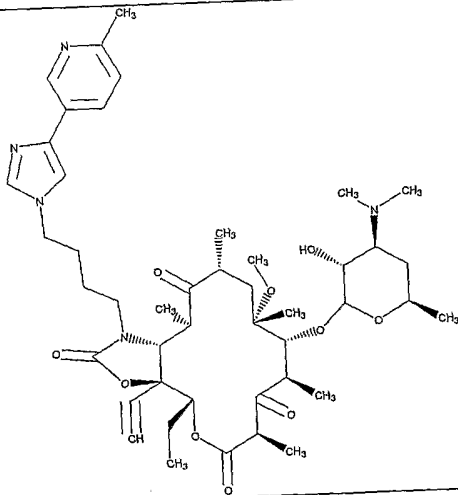
Compound No.	Structure
XXI	 <p>Chemical structure of compound XXI. It features a central 10-membered ring with a ketone group at the 1-position and a methyl group at the 2-position. A 4-chlorophenyl group is attached to the 3-position via a 1,2,3-triazole ring. A 4-methoxyphenyl group is attached to the 4-position via a 1,2,3-triazole ring. A 4-methoxyphenyl group is attached to the 5-position via a 1,2,3-triazole ring. A 4-methoxyphenyl group is attached to the 6-position via a 1,2,3-triazole ring. A 4-methoxyphenyl group is attached to the 7-position via a 1,2,3-triazole ring. A 4-methoxyphenyl group is attached to the 8-position via a 1,2,3-triazole ring. A 4-methoxyphenyl group is attached to the 9-position via a 1,2,3-triazole ring.</p>
XXII	 <p>Chemical structure of compound XXII. It features a central 10-membered ring with a ketone group at the 1-position and a methyl group at the 2-position. A 4-ethoxyphenyl group is attached to the 3-position via a 1,2,3-triazole ring. A 4-methoxyphenyl group is attached to the 4-position via a 1,2,3-triazole ring. A 4-methoxyphenyl group is attached to the 5-position via a 1,2,3-triazole ring. A 4-methoxyphenyl group is attached to the 6-position via a 1,2,3-triazole ring. A 4-methoxyphenyl group is attached to the 7-position via a 1,2,3-triazole ring. A 4-methoxyphenyl group is attached to the 8-position via a 1,2,3-triazole ring. A 4-methoxyphenyl group is attached to the 9-position via a 1,2,3-triazole ring.</p>

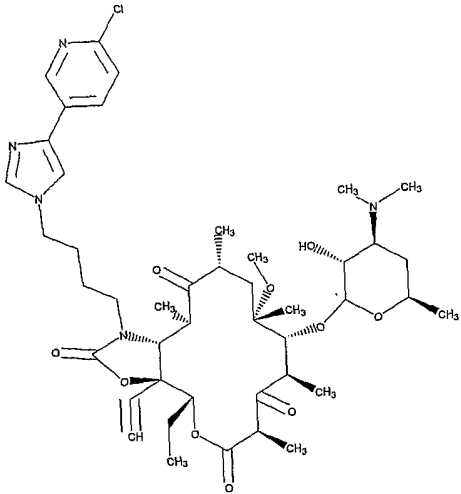
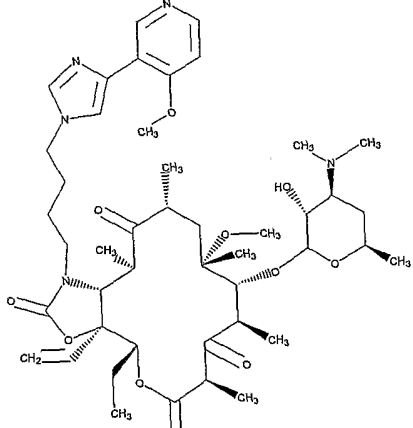
Compound No.	Structure
XXIII	 <p>Chemical structure of Compound XXIII. It features a complex polycyclic core with multiple stereocenters indicated by wedges and dashes. A side chain includes a pyridine ring substituted with a dimethylamino group (-N(CH₃)₂) and a methyl group. Another side chain contains a sugar moiety, specifically a 2,6-dimethyl-4-O-(dimethylamino)-D-glucopyranoside derivative. The structure also includes various oxygen-containing functional groups, including carbonyls and ethers.</p>
XXIV	 <p>Chemical structure of Compound XXIV. It is very similar to Compound XXIII, sharing the same complex polycyclic core and side chains. The primary difference lies in the stereochemistry at several chiral centers, which are indicated by different wedge and dash configurations compared to Compound XXIII. Specifically, the stereochemistry at the C-10, C-13, and C-14 positions (relative to the sugar moiety) appears to be inverted.</p>

Compound No.	Structure
XXV	 <p>Chemical structure of compound XXV, a complex macrocyclic molecule. It features a central 14-membered ring with multiple stereocenters. Substituents include a 4-methyl-5-(4-methyl-1H-imidazol-1-yl)phenyl group, a dimethylamino group, a hydroxyl group, and a methoxy group. The structure is drawn with stereochemistry indicated by wedges and dashes.</p>
XXVI	 <p>Chemical structure of compound XXVI, a complex macrocyclic molecule. It features a central 14-membered ring with multiple stereocenters. Substituents include a 4-methoxy-5-(4-methyl-1H-imidazol-1-yl)phenyl group, a dimethylamino group, a hydroxyl group, and a methoxy group. The structure is drawn with stereochemistry indicated by wedges and dashes.</p>

Compound No.	Structure
XXVII	 <p>Chemical structure of Compound XXVII. It features a complex polycyclic core with multiple stereocenters indicated by wedges and dashes. A side chain includes a 4-methoxyphenyl group attached to a 2-methyl-1H-imidazole ring, which is further connected to a 4-methyl-2H-pyran ring. The core structure includes several oxygen-containing functional groups, including a lactone and a cyclic acetal.</p>
XXVIII	 <p>Chemical structure of Compound XXVIII. It is similar to Compound XXVII but features a 4-chlorophenyl group instead of a 4-methoxyphenyl group. The rest of the structure, including the imidazole, pyran, and polycyclic core, remains the same.</p>

Compound No.	Structure
XXIX	
XXX	
XXXI	

Compound No.	Structure
XXXII	 <p>Chemical structure of Compound XXXII. It features a complex polycyclic core with multiple stereocenters indicated by wedges and dashes. A side chain includes a pyrazole ring connected to a 4-methoxyphenyl group. Another side chain is a 2,2-dimethyl-1,3-dioxane ring. The structure is highly detailed with various functional groups and stereochemical assignments.</p>
XXXIII	 <p>Chemical structure of Compound XXXIII. It is very similar to Compound XXXII, featuring the same complex polycyclic core and side chains (pyrazole-4-methoxyphenyl and 2,2-dimethyl-1,3-dioxane). The stereochemistry at several chiral centers is different from Compound XXXII, as indicated by the different wedge/dash configurations.</p>

Compound No.	Structure
XXXIV	 <p>Chemical structure of compound XXXIV. It features a complex polycyclic core with multiple stereocenters indicated by wedges and dashes. A side chain includes a pyrazole ring connected to a 4-chlorophenyl group. Another side chain includes a 2,6-dimethyl-4-(dimethylamino)pyran ring. The structure also contains several methyl groups and a hydroxyl group.</p>
XXXV	 <p>Chemical structure of compound XXXV. It is similar to compound XXXIV but with a different side chain. The side chain includes a pyrazole ring connected to a 4-methoxyphenyl group. The rest of the structure, including the polycyclic core and other side chains, is identical to compound XXXIV.</p>

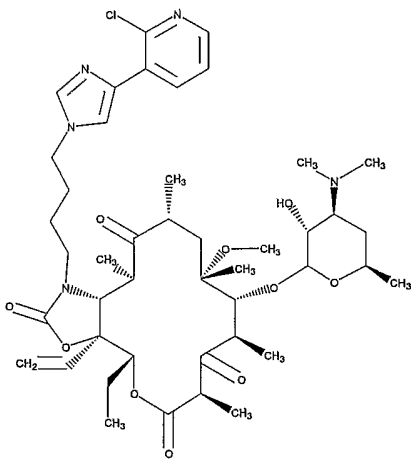
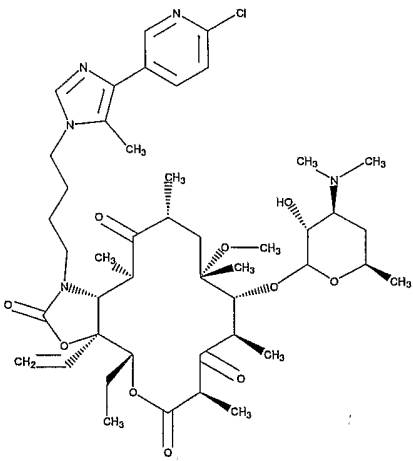
Compound No.	Structure
XXXVI	
XXXVII	

TABLE 10(A)
COMPOUND ACTIVITY

STRAIN ID	Telithromycin	XVI	XIII	XIV	XV	XVII	XVIII
A	0.1-0.2	0.2	0.4	0.2	0.4	0.2	0.2
B	>50	>50	>50	>50	>50	>50	>50
C	0.1-0.2	0.2	0.2	0.2	0.2	0.4	0.2
D	0.1-0.2	0.2	0.4	0.4	0.2	0.2	0.2
E	0.1-0.2	0.1	0.2	0.2	0.1	0.1	0.1
F	0.4-0.78	0.78	3.13	1.56	0.78	3.13	0.78
G	=0.05	=0.05	=0.05	=0.05	=0.05	=0.05	=0.05
H	3.13	6.25	6.25	6.25	3.13	6.25	6.25

STRAIN ID	Telithromycin	XVI	XIII	XIV	XV	XVII	XVIII
I	3.13-6.25	6.25	6.25	6.25	6.25	6.25	6.25
J	3.13-6.25	6.25	6.25	6.25	6.25	12.5	6.25
K	3.13-6.25	6.25	6.25	6.25	3.13	12.5	6.25
L	0.78-1.56	1.56	1.56	1.56	0.78	1.56	1.56
M	=0.05	=0.05	=0.05	=0.05	=0.05	=0.05	=0.05
N	=0.05	=0.05	=0.05	=0.05	=0.05	=0.05	=0.05
O	=0.05	=0.05	=0.05	=0.05	=0.05	=0.05	=0.05
P	0.2-0.78	0.78	0.78	0.78	0.4	0.78	0.78
Q	0.1-0.2	0.1	0.2	0.1	0.1	0.2	0.2
R	=0.1	=0.05	0.2	0.1	0.1	0.2	0.1

TABLE 10(B)
COMPOUND ACTIVITY

STRAIN ID	Telithromycin	XIX	XX	XXI	XXII	XXVI	XXVII
A	0.1-0.2	0.1	=0.05	0.1	0.4	0.2	0.2
B	>50	>50	>50	>50	>50	>50	>50
C	0.1-0.2	0.1	=0.05	0.1	0.4	0.1	0.2
D	0.1-0.2	0.1	=0.05	0.1	0.4	0.4	0.2
E	0.1-0.2	0.1	=0.05	=0.05	0.2	0.2	0.2
F	0.4-0.78	0.4	0.1	1.56	25	1.56	6.25
G	=0.05	=0.05	=0.05	=0.05	0.1	0.1	0.1
H	3.13	3.13	3.13	3.13	6.25	6.25	6.25
I	3.13-6.25	12.5	3.13	6.25	6.25	12.5	12.5
J	3.13-6.25	6.25	3.13	6.25	3.13	12.5	6.25
K	3.13-6.25	6.25	6.25	6.25	12.5	12.5	12.5
L	0.78-1.56	1.56	0.78	0.78	1.56	1.56	1.56
M	=0.05	=0.05	=0.05	=0.05	=0.05	=0.05	=0.05
N	=0.05	=0.05	=0.05	=0.05	=0.05	=0.05	=0.05
O	=0.05	=0.05	=0.05	=0.05	=0.05	=0.05	=0.05
P	0.2-0.78	0.4	0.2	0.78	0.78	1.56	1.56
Q	0.1-0.2	0.1	=0.05	0.2	0.78	0.2	0.2
R	=0.1	=0.05	=0.05	0.1	1.56	N/A	N/A

TABLE 10(C)
COMPOUND ACTIVITY

STRAIN ID	Telithromycin	XXVIII	XXIX	XXX	XXXI	XXXII	XXXIII
A	0.1-0.2	0.2	0.2	0.2	0.2	0.2	0.2
B	>50	>50	>50	>50	>50	>50	>50
C	0.1-0.2	0.1	0.1	0.2	0.1	0.1	0.2
D	0.1-0.2	0.2	0.2	0.1	0.2	0.2	0.2
E	0.1-0.2	=0.05	0.1	=0.05	0.1	0.1	0.1
F	0.4-0.78	0.4	3.13	0.4	0.78	1.56	6.25

STRAIN ID	Telithromycin	XXVIII	XXIX	XXX	XXXI	XXXII	XXXIII
G	=0.05	=0.05	=0.05	=0.05	=0.05	=0.05	=0.05
H	3.13	6.25	6.25	3.13	6.25	6.25	6.25
I	3.13-6.25	6.25	6.25	6.25	6.25	12.5	12.5
J	3.13-6.25	6.25	6.25	6.25	12.5	12.5	12.5
K	3.13-6.25	12.5	12.5	3.13	6.25	12.5	12.5
L	0.78-1.56	1.56	1.56	0.78	1.56	1.56	3.13
M	=0.05	=0.05	=0.05	=0.05	=0.05	=0.05	=0.05
N	=0.05	=0.05	=0.05	=0.05	=0.05	=0.05	=0.05
O	=0.05	=0.05	=0.05	=0.05	=0.05	=0.05	=0.05
P	0.2-0.78	0.78	0.78	0.4	0.4	0.78	1.56
Q	0.1-0.2	0.1	=0.05	=0.05	0.2	0.2	0.4
R	=0.1	N/A	N/A	N/A	N/A	N/A	N/A

TABLE 10(D)
COMPOUND ACTIVITY

STRAIN ID	Telithromycin	XXXIV	XXXV	XXXVI	XXXVII	XXXVIII	XXXIII
A	0.1-0.2	0.1	0.2	0.2	0.2	0.1	0.1
B	>50	>50	>50	>50	>50	>50	>50
C	0.1-0.2	0.1	0.1	0.1	0.2	0.1	0.2
D	0.1-0.2	0.1	0.1	0.2	0.2	0.4	0.1
E	0.1-0.2	=0.05	0.1	0.1	0.1	0.1	0.1
F	0.4-0.78	0.4	0.78	1.56	0.78	3.13	0.78
G	=0.05	=0.05	=0.05	=0.05	=0.05	=0.05	=0.05
H	3.13	3.13	6.25	3.13	6.25	3.13	3.13
I	3.13-6.25	6.25	6.25	6.25	12.5	6.25	6.25
J	3.13-6.25	6.25	6.25	6.25	6.25	12.5	6.25
K	3.13-6.25	6.25	6.25	6.25	6.25	12.5	6.25
L	0.78-1.56	0.78	1.56	1.56	1.56	1.56	0.78
M	=0.05	=0.05	=0.05	=0.05	=0.05	=0.05	=0.05
N	=0.05	=0.05	=0.05	=0.05	=0.05	=0.05	=0.05
O	=0.05	=0.05	=0.05	=0.05	=0.05	=0.05	=0.05
P	0.2-0.78	0.4	0.78	0.78	0.78	0.2	1.56
Q	0.1-0.2	0.1	0.2	0.1	0.2	0.2	0.2
R	=0.1	N/A	N/A	N/A	N/A	N/A	N/A

TABLE 10(E)
COMPOUND ACTIVITY

STRAIN ID	Telithromycin	XXIV	XXV
A	0.1-0.2	0.2	0.2
B	>50	>50	>50
C	0.1-0.2	0.2	0.2

STRAIN ID	Telithromycin	XXIV	XXV
D	0.1-0.2	0.2	0.2
E	0.1-0.2	0.1	0.1
F	0.4-0.78	0.78	3.13
G	=0.05	=0.05	=0.05
H	3.13	12.5	3.13
I	3.13-6.25	12.5	6.25
J	3.13-6.25	6.25	6.25
K	3.13-6.25	12.5	6.25
L	0.78-1.56	1.56	1.56
M	=0.05	=0.05	=0.05
N	=0.05	=0.05	=0.05
O	=0.05	=0.05	=0.05
P	0.2-0.78	1.56	1.56
Q	0.1-0.2	0.4	.04
R	=0.1	N/A	N/A

EXAMPLE 129 *IN VIVO* PHARMACOKINETIC STUDIES OF PYRIDYL SUBSTITUTED KETOLIDES

[00541] Animal Models. A total of 54 male Sprague-Dawley rats, weighing 200 grams in average, were evaluated for pharmacokinetic studies of representative pyridyl substituted ketolides. Rats were under overnight food restriction and received water *ad libitum*. Rats were acclimated for approximately 5 days before antibiotic administration.

[00542] Antibiotic Administration. Rats were given bolus administration through (IV) and oral (PO) routes. Representative pyridyl substituted ketolides and telithromycin, for comparison, were diluted in 0.85% saline to a concentration of 15.0 mg/ml, and the resulting pH was adjusted using 1N acetic acid until the compound was in solution. Approximately 200 microliters of the compound solution was administered to the rats. The target dose for IV and PO administration was 5 mg/kg and 15 mg/kg, respectively.

[00543] Sample Collection. Plasma and whole lung samples were collected from the rats. Plasma samples were obtained from blood samples by centrifugation at 3000 RPM for 10 min. Heparin was added in the plasma as an anticoagulant. Whole lung samples were homogenized in deionized water. Samples were stored at -80°C .

A total of 9 time points were collected in triplicate at 0.083, 0.25, 0.5, 1, 2, 4, 6, 8, and 24 hrs. Ketolide concentrations in plasma and lung were determined by well-established non-GLP LC-MS-MS methods. PK parameters were estimated from the raw bioanalytical data using WinNolin software (Version 4.0, Pharsight Corporation, CA). The results of this pharmacokinetic assay, shown below in Table 11, demonstrate the antibacterial activity of representative compounds of the invention in rat animal models. All representative compounds were compared to telithromycin.

TABLE 11 COMPARISON OF PK PARAMETERS OF REPRESENTATIVE KETOLIDES IN RAT ANIMAL MODEL

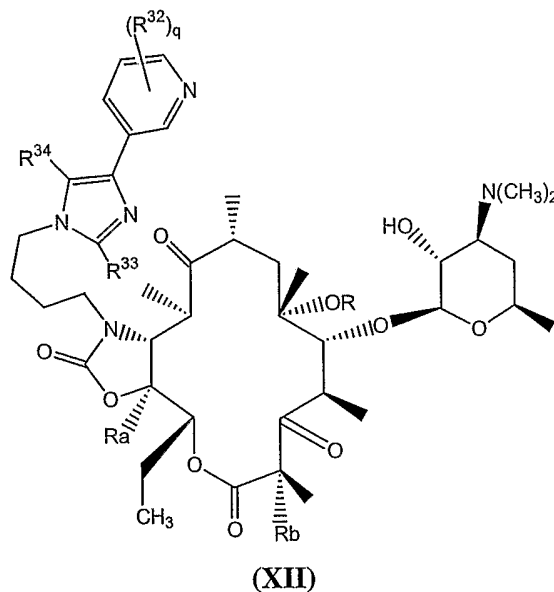
PK parameter	Dose	AUC, IV	L/P ratio, IV	CL	V _{ss}	t _{1/2} , IV Plasma	t _{1/2} , IV Lung	F, PO
Units	mg/kg	µg•h/ml	-	ml/min/kg	L/kg	h	h	%
Telithromycin	IV=5 PO=15	2.5	16	100	5	1.0	1.3	11
Compound XIV	IV=15 PO=15	3.3	83	70	13	2.3	3.6	43
Compound XVI	IV=5 PO=15	2.1	80	115	14	1.6	3.4	35
Compound XVIII	IV=5 PO=15	2.6	110	91	11	1.7	3.1	51
Compound XX	IV=5 PO=15	2.3	94	107	12	1.3	1.4	26
Compound XXX	IV=5 PO=15	2.1	75	121	8	1.0	1.2	21

[00544] While the preferred embodiment of the invention has been illustrated and described, it will be appreciated that various changes can be made therein without departing from the spirit and scope of the invention.

CLAIMS

What is claimed is:

1. A compound having the formula XII:



or a pharmaceutically acceptable salt, ester or prodrug thereof, wherein

A) R is selected from the group consisting of

- (1) hydrogen;
- (2) methyl substituted with a moiety selected from the group consisting of
 - (a) -CN,
 - (b) -F,
 - (c) -CO₂R¹⁰, wherein R¹⁰ is C₁-C₃-alkyl or aryl substituted with C₁-C₃-alkyl, or heteroaryl substituted with C₁-C₃-alkyl,
 - (d) -S(O)_nR¹⁰-, wherein n is 0, 1, or 2 and R¹⁰ is as previously defined,
 - (e) -NH-C(O)R¹⁰, wherein R¹⁰ is as previously defined,
 - (f) -NH-C(O)NR¹¹R¹², wherein R¹¹ and R¹² are independently selected from hydrogen, C₁-C₃-alkyl, C₁-C₃-alkyl substituted with aryl, substituted aryl, heteroaryl, and substituted heteroaryl,

- (g) aryl,
 - (h) substituted aryl,
 - (i) heteroaryl, and
 - (j) substituted heteroaryl;
- (3) C₁-C₁₂ alkyl;
- (4) C₂-C₁₂-alkyl substituted with one or more substituents selected from the group consisting of
- (a) halogen,
 - (b) hydroxy,
 - (c) C₁-C₃-alkoxy,
 - (d) C₁-C₃-alkoxy- C₁-C₃-alkoxy,
 - (e) oxo,
 - (f) -O-SO₂-(substituted C₁-C₆-alkyl),
 - (g) -N₃,
 - (h) -CHO,
 - (i) -NR¹³R¹⁴, wherein R¹³ and R¹⁴ are selected from the group consisting of
 - (i) hydrogen,
 - (ii) C₁-C₁₂-alkyl,
 - (iii) substituted C₁-C₁₂-alkyl,
 - (iv) C₂-C₁₂-alkenyl,
 - (v) substituted C₂-C₁₂-alkenyl,
 - (vi) C₂-C₁₂-alkynyl,
 - (vii) substituted C₂-C₁₂-alkynyl,
 - (viii) aryl,
 - (ix) C₃-C₈-cycloalkyl,
 - (x) substituted C₃-C₈-cycloalkyl,
 - (xi) substituted aryl,
 - (xii) C₃-C₁₂-heterocycloalkyl,
 - (xiii) substituted C₃-C₁₂-heterocycloalkyl,
 - (xiv) C₁-C₁₂-alkyl substituted with aryl,
 - (xv) C₁-C₁₂-alkyl substituted with substituted aryl,

- (xvi) C₁-C₁₂-alkyl substituted with C₃-C₁₂-heterocycloalkyl,
- (xvii) C₁-C₁₂-alkyl substituted with substituted C₃-C₁₂-heterocycloalkyl,
- (xviii) C₁-C₁₂-alkyl substituted with C₃-C₈-cycloalkyl,
- (xix) C₁-C₁₂-alkyl substituted with substituted C₃-C₈-cycloalkyl,
- (xx) heteroaryl,
- (xxi) substituted heteroaryl,
- (xxii) C₁-C₁₂-alkyl substituted with heteroaryl, and
- (xxiii) C₁-C₁₂-alkyl substituted with substituted heteroaryl;

or R¹³ and R¹⁴ are taken together with the atom to which they are attached to form a 3- to 10-membered heterocycloalkyl ring which may optionally be substituted with one or more substituents independently selected from the group consisting of

- (i) halogen,
 - (ii) hydroxy,
 - (iii) C₁-C₃-alkoxy,
 - (iv) C₁-C₃-alkoxy-C₁-C₃-alkoxy,
 - (v) oxo,
 - (vi) C₁-C₃-alkyl,
 - (vii) halo-C₁-C₃-alkyl, and
 - (viii) C₁-C₃-alkoxy-C₁-C₃-alkyl;
- (j) -CO₂R¹⁰, wherein R¹⁰ is as previously defined,
 - (k) -C(O)NR¹¹R¹², wherein R¹¹ and R¹² are as previously defined,
 - (l) =N-O-R¹⁰, wherein R¹⁰ is as previously defined,
 - (m) -CN,

- (n) $-O-S(O)_nR^{10}$ wherein n is 0, 1, or 2 and R^{10} is as previously defined,
- (o) aryl,
- (p) substituted aryl,
- (q) heteroaryl,
- (r) substituted heteroaryl,
- (s) C_3 - C_8 -cycloalkyl,
- (t) substituted C_3 - C_8 -cycloalkyl,
- (u) C_1 - C_{12} -alkyl substituted with heteroaryl,
- (v) C_3 - C_{12} -heterocycloalkyl,
- (w) substituted C_3 - C_{12} -heterocycloalkyl,
- (x) $-NH-C(O)R^{10}$, wherein R^{10} is as previously defined,
- (y) $-NH-C(O)NR^{11}R^{12}$, wherein R^{11} and R^{12} are as previously defined,
- (z) $=N-NR^{13}R^{14}$, wherein R^{13} and R^{14} are as previously defined,
- (aa) $=N-R^9$, wherein R^9 is selected from the group consisting of:
 - (i) C_1 - C_{12} -alkyl optionally substituted with a substituent selected from the group consisting of
 - (a) aryl,
 - (b) substituted aryl,
 - (c) heteroaryl, and
 - (d) substituted heteroaryl,
 - (ii) aryl,
 - (iii) substituted aryl,
 - (iv) heteroaryl,
 - (v) substituted heteroaryl, and
 - (vi) C_3 - C_{12} -heterocycloalkyl,
- (bb) $=N-NH-C(O)R^{10}$, wherein R^{10} is as previously defined, and

- (cc) $=N-NH-C(O)NR^{11}R^{12}$, wherein R^{11} and R^{12} are as previously defined;
- (5) C_3 -alkenyl substituted with a moiety selected from the group consisting of
- (a) hydrogen,
 - (b) halogen,
 - (c) $-CHO$,
 - (d) $-CO_2R^{10}$, wherein R^{10} is as previously defined,
 - (e) $-C(O)NR^{11}R^{12}$, wherein R^{11} and R^{12} are as previously defined,
 - (f) $-C(O)R^9$, wherein R^9 is as previously defined,
 - (g) $-CN$,
 - (h) aryl,
 - (i) substituted aryl,
 - (j) heteroaryl,
 - (k) substituted heteroaryl,
 - (l) $-C_3-C_8$ -cycloalkyl, and
 - (m) $-C_1-C_{12}$ -alkyl substituted with heteroaryl;
- (6) C_4-C_{10} -alkenyl;
- (7) C_4-C_{10} -alkenyl substituted with one or more substituents selected from the group consisting of
- (a) halogen,
 - (b) $-C_1-C_3$ -alkoxy,
 - (c) oxo,
 - (d) $-CHO$,
 - (e) $-CO_2R^{10}$, wherein R^{10} is as previously defined,
 - (f) $-C(O)NR^{11}R^{12}$, wherein R^{11} and R^{12} are as previously defined,
 - (g) $-NR^{13}R^{14}$, wherein R^{13} and R^{14} are as previously defined,
 - (h) $=N-O-R^{10}$, wherein R^{10} is as previously defined,
 - (i) $-CN$,

- (j) $-\text{O}-\text{S}(\text{O})_n\text{R}^{10}$, wherein n is 0, 1, or 2 and R^{10} is as previously defined,
- (k) aryl,
- (l) substituted aryl,
- (m) heteroaryl,
- (n) substituted heteroaryl,
- (o) $-\text{C}_3-\text{C}_8$ -cycloalkyl,
- (p) $-\text{C}_1-\text{C}_{12}$ -alkyl substituted with substituted heteroaryl,
- (q) $-\text{NH}-\text{C}(\text{O})\text{R}^{10}$, wherein R^{10} is as previously defined,
- (r) $-\text{NH}-\text{C}(\text{O})\text{NR}^{11}\text{R}^{12}$, wherein R^{11} and R^{12} are as previously defined,
- (s) $=\text{N}-\text{NR}^{13}\text{R}^{14}$, wherein R^{13} and R^{14} are as previously defined,
- (t) $=\text{N}-\text{R}^9$, wherein R^9 is as previously defined,
- (u) $=\text{N}-\text{NH}-\text{C}(\text{O})\text{R}^{10}$, wherein R^{10} is as previously defined, and
- (v) $=\text{N}-\text{NH}-\text{C}(\text{O})\text{NR}^{11}\text{R}^{12}$, wherein R^{11} and R^{12} are as previously defined;
- (8) C_3-C_{10} -alkynyl;
- (9) C_3-C_{10} -alkynyl substituted with one or more substituents selected from the group consisting of
 - (a) C_1-C_{12} -trialkylsilyl,
 - (b) aryl,
 - (c) substituted aryl,
 - (d) heteroaryl, and
 - (e) substituted heteroaryl; and
- (10) $\text{C}(\text{O})\text{NR}^7\text{R}^8$, wherein R^7 and R^8 are independently selected from hydrogen, C_1-C_{12} -alkyl, and substituted C_1-C_{12} -alkyl, or R^7 and R^8 are taken with the nitrogen atom to which they are connected to form a 3- to 7-membered ring which, when the ring is a 5- to 7-membered ring, may optionally contain a hetero function selected from the group consisting of $-\text{O}-$, $-\text{NH}$,

-N(C₁-C₆-alkyl)-, -N(aryl)-, -N(aryl-C₁-C₆-alkyl)-, -N(substituted aryl-C₁-C₆-alkyl)-, -N(heteroaryl)-, -N(heteroaryl-C₁-C₆-alkyl)-, -N(substituted heteroaryl-C₁-C₆-alkyl)-, and -S- or -S(O)_n- wherein n is 1 or 2;

B) Ra is selected from the group consisting of

- (1) hydrogen;
 - (2) C₁ alkyl further substituted with one or more substituents selected from the group consisting of
 - (a) hydroxyl,
 - (b) halogen,
 - (c) thiol, which can be further substituted with an C₁-C₁₂-alkyl or substituted C₁-C₁₂-alkyl group,
 - (d) C₁-C₁₂-alkyl, which can be further substituted by halogen, hydroxyl, C₁-C₁₂-alkoxy, or amino,
 - (e) C₁-C₃-alkoxy,
 - (f) C₁-C₃-thioalkoxy,
 - (g) amino,
 - (h) C₁-C₁₂-alkylamino,
 - (i) C₁-C₁₂-dialkylamino,
 - (j) -CN,
 - (k) -NO₂,
 - (l) -CONH₂,
 - (m) -COOH,
 - (n) -CO₂R¹⁰, wherein R¹⁰ is as previously defined,
 - (o) -N₃,
 - (z) =N-O-R¹⁰, wherein R¹⁰ is as previously defined,
 - (aa) =N-R⁹, wherein R⁹ is as previously defined,
 - (bb) =N-NR¹³R¹⁴, wherein R¹³ and R¹⁴ are as previously defined,
 - (cc) =N-NH-C(O)R¹⁰, wherein R¹⁰ is as previously defined,
- and

- (dd) $=N-NH-C(O)NR^{11}R^{12}$, wherein R^{11} and R^{12} are as previously defined;
- (3) C_2-C_4 -alkenyl, which can be further substituted with C_1-C_{12} -alkyl and one or more halogen groups;
- (4) C_2-C_4 -alkynyl, which can be further substituted with C_1-C_{12} -alkyl and one or more halogen groups;
- (5) aryl, which can be further substituted with C_1-C_{12} -alkyl and one or more halogen groups;
- (6) -CHO;
- (7) -CO₂H;
- (8) -CN;
- (9) -CO₂R¹⁰, wherein R¹⁰ is as previously defined;
- (10) -C(O)NR¹¹R¹², wherein R¹¹ and R¹² are as previously defined;
- (11) -C(O)R⁹, wherein R⁹ is as previously defined; and
- (12) thioester;
- C) Rb is hydrogen, halogen, C_1-C_{12} alkyl, substituted C_1-C_{12} -alkyl, or C_1-C_{12} -alkyl further substituted with one or more halogen groups;
- D) Each R³² is independently selected from the group consisting of a free, salified, esterified and amidified
- (1) carboxyl, hydroxyl, halogen, -NO₂, -CN, C_1-C_{12} -alkyl, C_3-C_{12} -cycloalkyl, C_2-C_{12} -alkenyl, C_2-C_{12} -alkynyl, O-alkyl, O-alkenyl, O-alkynyl, S-alkyl, S-alkenyl, S-alkynyl, N-alkyl, N-alkenyl, and N-alkynyl of up to 12 carbon atoms optionally substituted by one or more halogens;
- (2) -NR²¹(R²²),
wherein R²¹ and R²² are individually hydrogen or C_1-C_{12} -alkyl;
- (3) -C(O)R²³,
wherein R²³ is C_1-C_{12} -alkyl; and
- (4) optionally substituted heteroaryl, O-aryl, S-aryl, and O-substituted- C_1-C_{12} alkyl, or S-substituted- C_1-C_{12} alkyl;

- E) q is 0, 1, 2, 3, or 4; and
- F) R^{33} and R^{34} are independently selected from the group consisting of hydrogen, halogen, C_1 - C_{12} alkyl, and substituted C_1 - C_{12} -alkyl; with the proviso that when q is 0, then R^{33} and R^{34} are not both hydrogen; with the proviso that when R_a is ethyl, and R^{33} and R^{34} are hydrogen, then R^{32} is not 6-fluoro; and with the proviso that when R_a is $-CH=CH_2$, and R^{33} and R^{34} are hydrogen, then R^{32} is not 6-methyl.

2. The compound of claim 1, wherein

- A) R is methyl;
- B) R_a is selected from the group consisting of hydrogen, $-CH_2CH_3$, $-CH=CH_2$, and $-C\equiv CH$.
- C) R_b is hydrogen or halogen;
- D) Each R^{32} is independently selected from the group consisting of halogen, C_1 - C_{12} -alkyl, C_1 - C_{12} -alkoxy, C_1 - C_{12} -alkylalkoxy, and N-substituted- C_1 - C_{12} -alkyl; and
- E) R^{33} and R^{34} are independently selected from the group consisting of hydrogen or C_1 - C_{12} -alkyl.

3. The compound of claim 1, wherein R is methyl.

4. The compound of claim 1, wherein R_a is $-CH_2CH_3$.

5. The compound of claim 1, wherein R_a is $-CH=CH_2$.

6. The compound of claim 1, wherein R_a is $-C\equiv CH$.

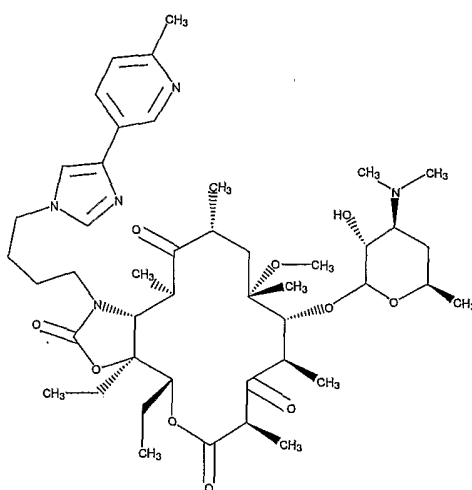
7. The compound of claim 1, wherein R_b is hydrogen.

8. The compound of claim 1, wherein R_b is fluorine.

9. The compound of claim 1, wherein each R^{32} is independently selected from the group consisting of halogen, C_1 - C_{12} -alkyl, C_1 - C_{12} -alkoxy, C_1 - C_{12} -alkylalkoxy, amino, and $-NR^{21}(R^{22})$.
10. The compound of claim 9, wherein at least one of R^{32} is 2-chloro, 6-chloro, 2-fluoro, or 6-fluoro.
11. The compound of claim 9, wherein at least one of R^{32} is methyl.
12. The compound of claim 10, wherein at least one of R^{32} is 5-methyl or 6-methyl.
13. The compound of claim 9, wherein at least one of R^{32} is methoxy or ethoxy.
14. The compound of claim 13, wherein at least one of R^{32} is 4-methoxy, 6-methoxy, 4-ethoxy, or 6-ethoxy.
15. The compound of claim 9, wherein at least one of R^{32} is amino, methylamino, or dimethylamino.
16. The compound of claim 15, wherein at least one of R^{32} is 6-amino, 6-methylamino, or 6-dimethylamino.
17. The compound of claim 1, wherein R^{33} and R^{34} are independently selected from the group consisting of hydrogen and C_1 - C_{12} -alkyl.
18. The compound of claim 17, wherein R^{33} is methyl.
19. The compound of claim 17, wherein R^{34} is methyl.
20. The compound of claim 1 wherein q is 1, R^{33} is hydrogen, R^{34} is hydrogen, and R^{32} is 6-methyl; or

q is 1, R³³ is hydrogen, R³⁴ is hydrogen, and R³² is 6-fluoro; or
 q is 1, R³³ is hydrogen, R³⁴ is hydrogen, and R³² is 6-chloro; or
 q is 1, R³³ is hydrogen, R³⁴ is hydrogen, and R³² is 6-methoxy; or
 q is 1, R³³ is hydrogen, R³⁴ is hydrogen, and R³² is 6-ethoxy; or
 q is 1, R³³ is hydrogen, R³⁴ is hydrogen, and R³² is 6-amino; or
 q is 1, R³³ is hydrogen, R³⁴ is hydrogen, and R³² is 6-methylamino; or
 q is 1, R³³ is hydrogen, R³⁴ is hydrogen, and R³² is 6-dimethylamino; or
 q is 1, R³³ is hydrogen, R³⁴ is hydrogen, and R³² is 4-chloro; or
 q is 1, R³³ is hydrogen, R³⁴ is hydrogen, and R³² is 4-methoxy; or
 q is 1, R³³ is hydrogen, R³⁴ is hydrogen, and R³² is 2-chloro; or
 q is 1, R³³ is hydrogen, R³⁴ is hydrogen, and R³² is 2-methoxy; or
 q is 2, R³³ is hydrogen, R³⁴ is hydrogen, one of R³² is 5-methyl, and the other of R³² is 6-chloro; or
 q is 1, R³³ is methyl, R³⁴ is hydrogen, and R³² is 6-methoxy; or
 q is 1, R³³ is methyl, R³⁴ is hydrogen, and R³² is 6-chloro; or
 q is 1, R³³ is hydrogen, R³⁴ is methyl, and R³² is 6-methoxy; or
 q is 1, R³³ is hydrogen, R³⁴ is methyl, and R³² is 6-chloro.

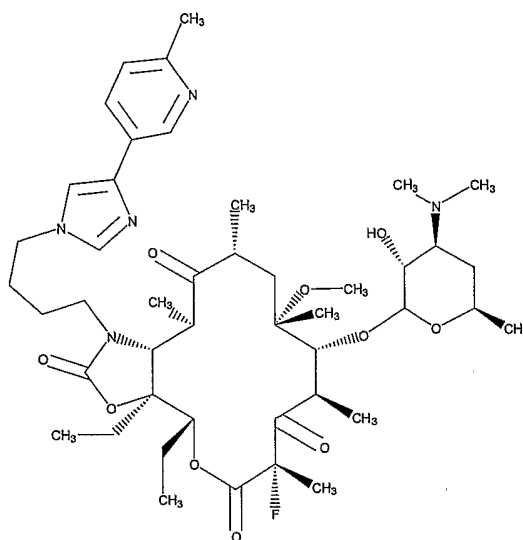
21. The compound of claim 1 having the formula (XIII):



(XIII)

or a pharmaceutically acceptable salt, ester or prodrug thereof.

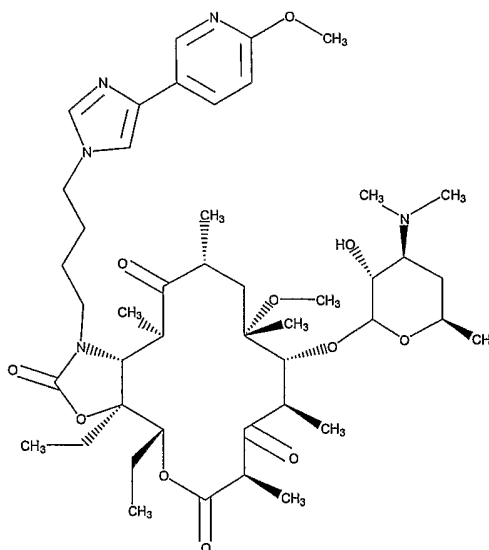
22. The compound of claim 1 having the formula (XIV):



(XIV)

or a pharmaceutically acceptable salt, ester or prodrug thereof.

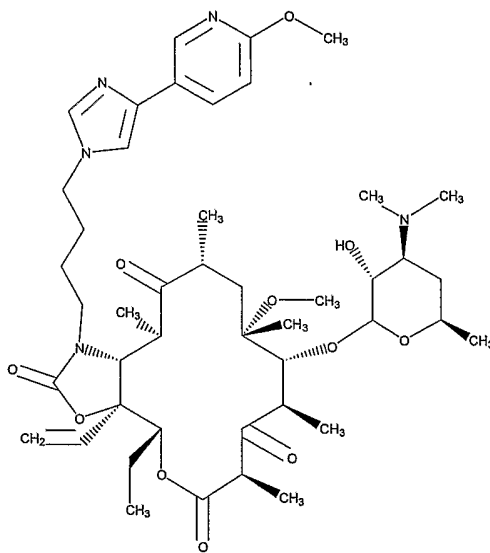
23. The compound of claim 1 having the formula (XVII):



(XVII)

or a pharmaceutically acceptable salt, ester or prodrug thereof.

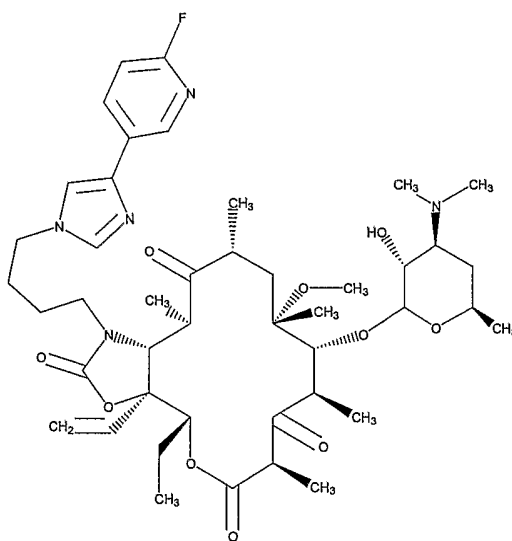
24. The compound of claim 1 having the formula (XVIII):



(XVIII)

or a pharmaceutically acceptable salt, ester or prodrug thereof.

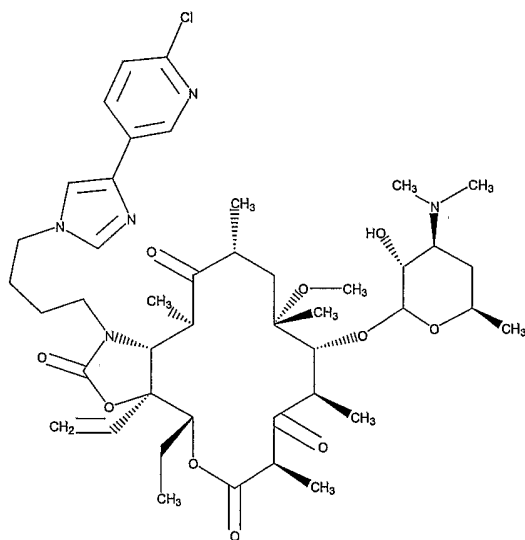
25. The compound of claim 1 having the formula (XIX):



(XIX)

or a pharmaceutically acceptable salt, ester or prodrug thereof.

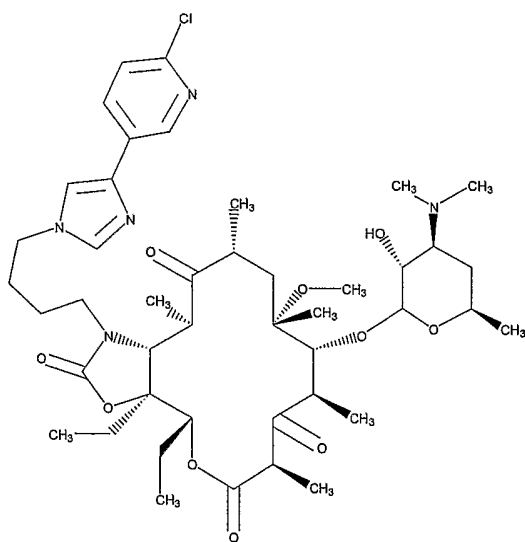
26. The compound of claim 1 having the formula (XX):



(XX)

or a pharmaceutically acceptable salt, ester or prodrug thereof.

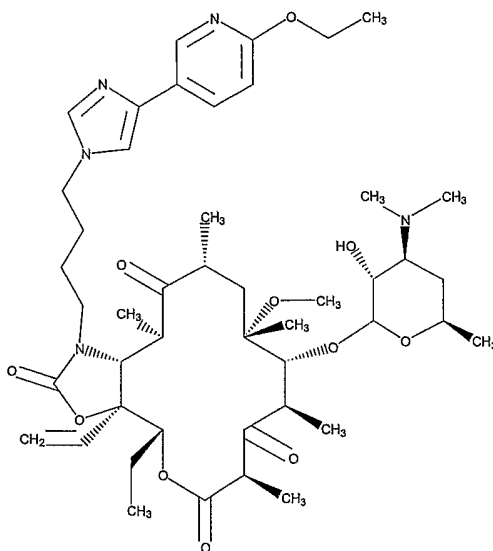
27. The compound of claim 1 having the formula (XXI):



(XXI)

or a pharmaceutically acceptable salt, ester or prodrug thereof.

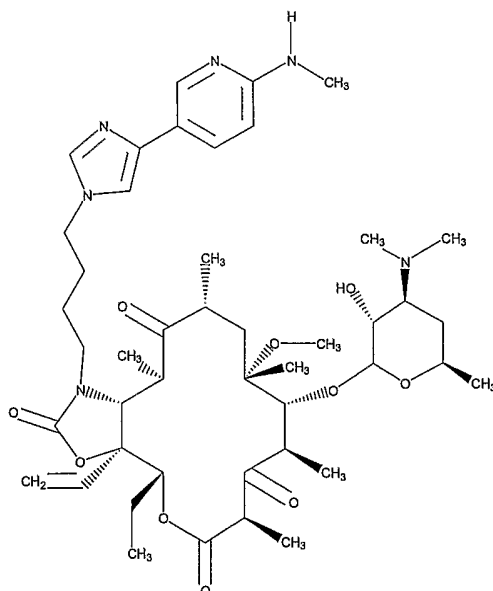
28. The compound of claim 1 having the formula (XXII):



(XXII)

or a pharmaceutically acceptable salt, ester or prodrug thereof.

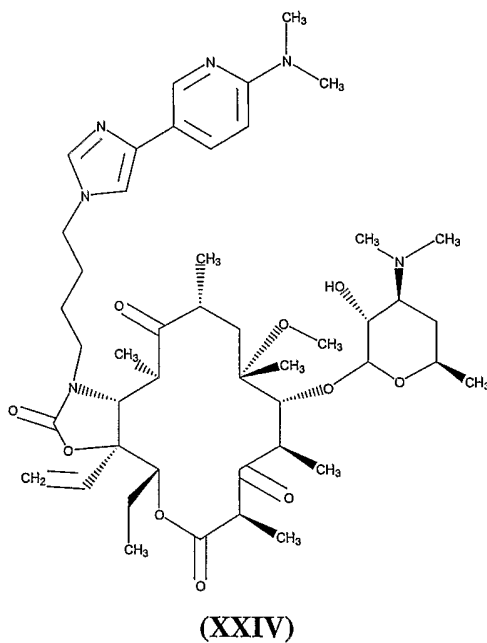
29. The compound of claim 1 having the formula (XXIII):



(XXIII)

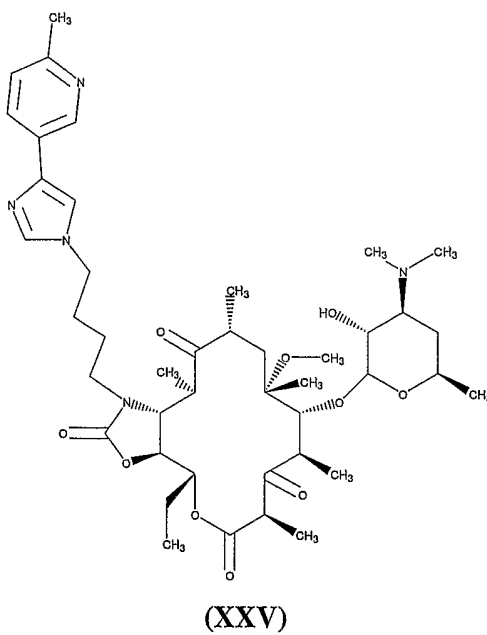
or a pharmaceutically acceptable salt, ester or prodrug thereof.

30. The compound of claim 1 having the formula (XXIV):



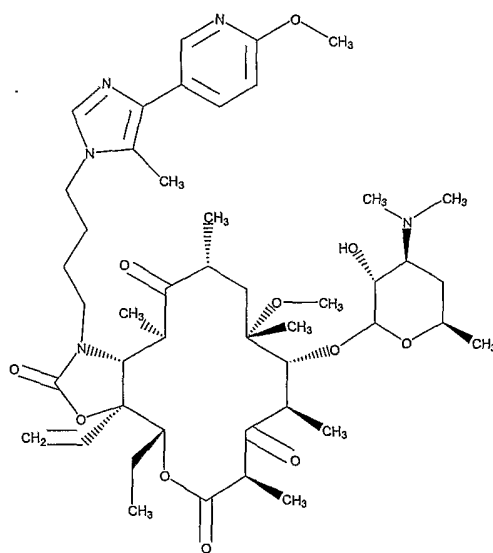
or a pharmaceutically acceptable salt, ester or prodrug thereof.

31. The compound of claim 1 having the formula (XXV):



or a pharmaceutically acceptable salt, ester or prodrug thereof.

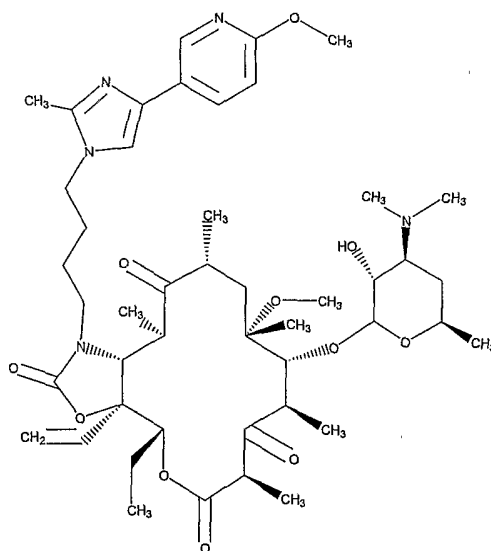
32. The compound of claim 1 having the formula (XXVI):



(XXVI)

or a pharmaceutically acceptable salt, ester or prodrug thereof.

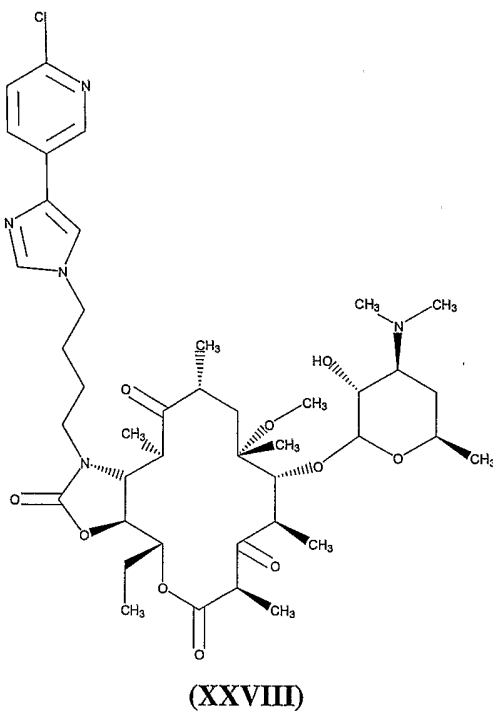
33. The compound of claim 1 having the formula (XXVII):



(XXVII)

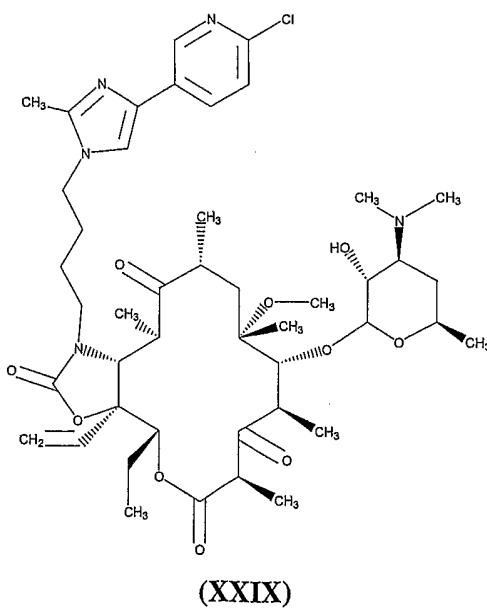
or a pharmaceutically acceptable salt, ester or prodrug thereof.

34. The compound of claim 1 having the formula (XXVIII):



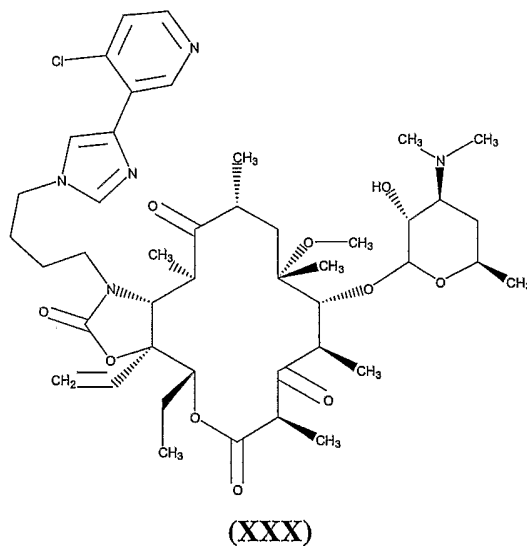
or a pharmaceutically acceptable salt, ester or prodrug thereof.

35. The compound of claim 1 having the formula (XXIX):



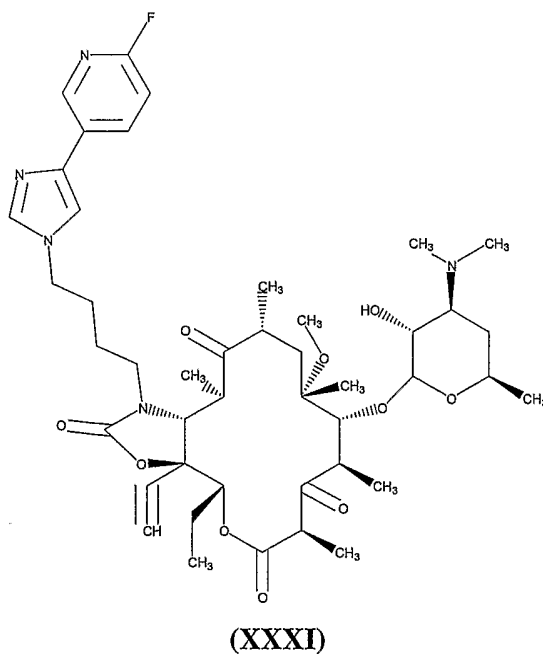
or a pharmaceutically acceptable salt, ester or prodrug thereof.

36. The compound of claim 1 having the formula (XXX):



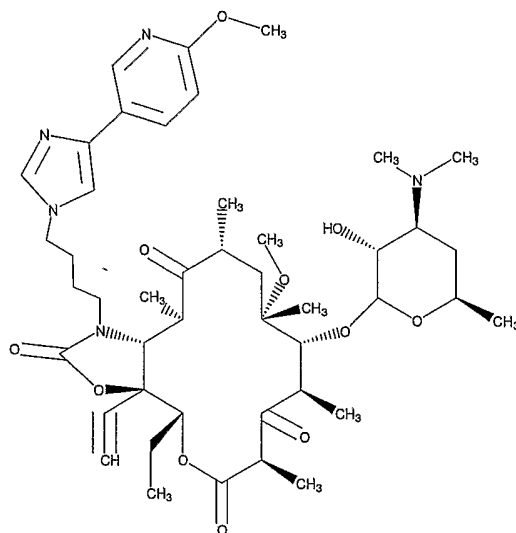
or a pharmaceutically acceptable salt, ester or prodrug thereof.

37. The compound of claim 1 having the formula (XXXI):



or a pharmaceutically acceptable salt, ester or prodrug thereof.

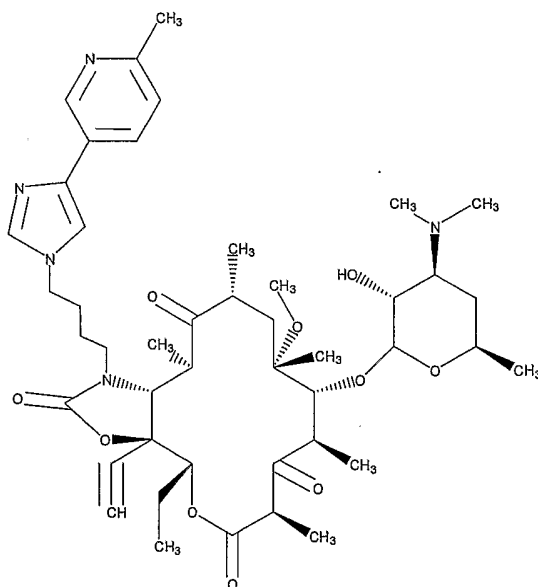
38. The compound of claim 1 having the formula (XXXII):



(XXXII)

or a pharmaceutically acceptable salt, ester or prodrug thereof.

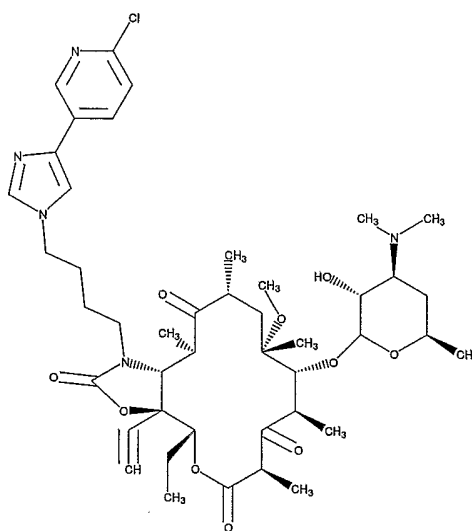
39. The compound of claim 1 having the formula (XXXIII):



(XXXIII)

or a pharmaceutically acceptable salt, ester or prodrug thereof.

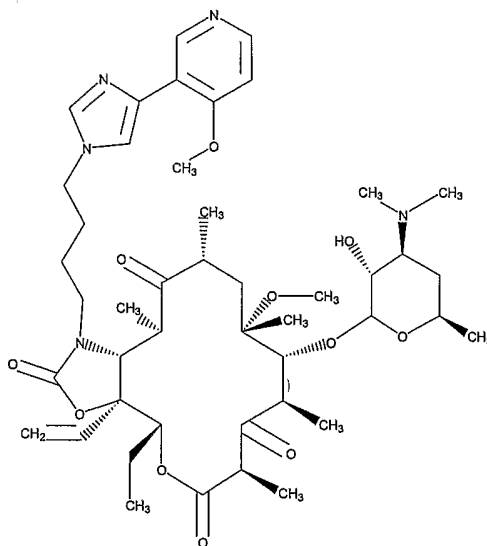
40. The compound of claim 1 having the formula (XXXIV):



(XXXIV)

or a pharmaceutically acceptable salt, ester or prodrug thereof.

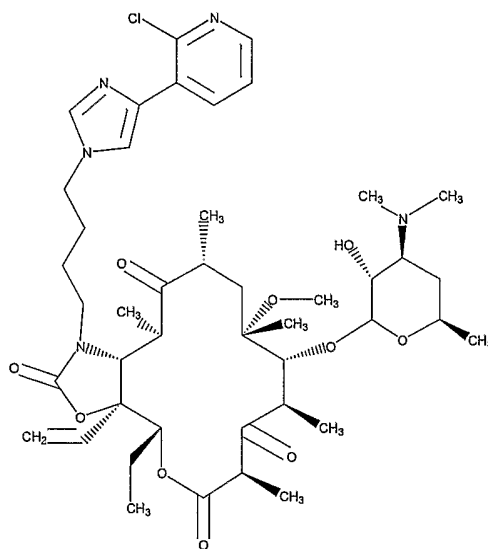
41. The compound of claim 1 having the formula (XXXV):



(XXXV)

or a pharmaceutically acceptable salt, ester or prodrug thereof.

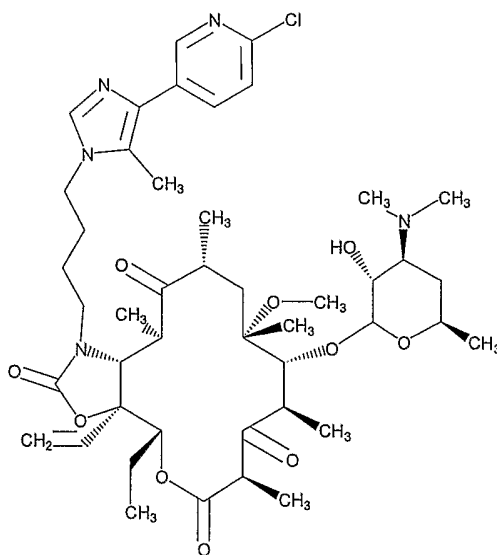
42. The compound of claim 1 having the formula (XXXVI):



(XXXVI)

or a pharmaceutically acceptable salt, ester or prodrug thereof.

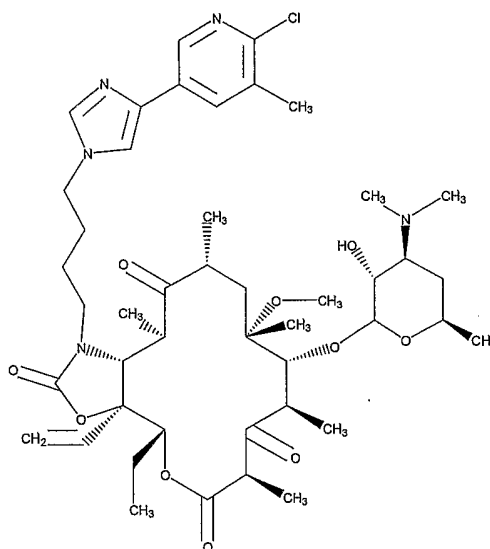
43. The compound of claim 1 having the formula (XXXVII):



(XXXVII)

or a pharmaceutically acceptable salt, ester or prodrug thereof.

44. The compound of claim 1 having the formula (XXXVIII):



(XXXVIII)

or a pharmaceutically acceptable salt, ester or prodrug thereof.

45. A pharmaceutical composition comprising a therapeutically effective amount of a compound any one of claims 1, 2, 20, 21, 22, 23, 24, 25, 26, 27, 28, 29, 30, 31, 32, 33, 34, 35, 36, 37, 38, 39, 40, 41, 42, 43, or 44 and a pharmaceutically acceptable carrier.

46. A method of treating bacterial infection in a patient in need thereof comprising administering to said patient a therapeutically effecting amount of a pharmaceutical composition comprising a compound any one of claims 1, 2, 20, 21, 22, 23, 24, 25, 26, 27, 28, 29, 30, 31, 32, 33, 34, 35, 36, 37, 38, 39, 40, 41, 42, 43, or 44 and a pharmaceutically acceptable carrier.

47. Use of a compound of any one of claims 1, 2, 20, 21, 22, 23, 24, 25, 26, 27, 28, 29, 30, 31, 32, 33, 34, 35, 36, 37, 38, 39, 40, 41, 42, 43, or 44 in the manufacture of a medicament for the treatment or prophylaxis of bacterial infections.