



US00D487550S

(12) **United States Design Patent**
Jeup

(10) **Patent No.:** **US D487,550 S**

(45) **Date of Patent:** **** Mar. 16, 2004**

- (54) **SURFACE FOR AN ARTICLE OF MANUFACTURE**
- (75) Inventor: **Joseph Jeup**, Hudsonville, MI (US)
- (73) Assignee: **Jeup, Inc.**, Jenison, MI (US)
- (**) Term: **14 Years**
- (21) Appl. No.: **29/167,677**
- (22) Filed: **Sep. 19, 2002**
- (51) **LOC (7) Cl.** **06-06**
- (52) **U.S. Cl.** **D6/492; D6/509**
- (58) **Field of Search** D6/332, 329, 396-398, D6/400, 418, 432, 447, 491, 492, 509, 511, 505; D25/150, 157, 163; 312/348.4, 204

(56) **References Cited**
U.S. PATENT DOCUMENTS

| | | | | | | | |
|-----------|---|---|---------|----------------|-------|---------|---|
| 2,248,233 | A | * | 7/1941 | Heritage | | D25/163 | X |
| 2,941,930 | A | * | 6/1960 | Mostovych | | D25/163 | X |
| D195,335 | S | * | 6/1963 | Speaker | | D25/163 | |
| D208,856 | S | * | 10/1967 | Hauer | | D25/157 | |
| 3,608,261 | A | * | 9/1971 | French et al. | | D25/150 | X |
| D244,736 | S | * | 6/1977 | Palka | | D6/492 | |
| D370,580 | S | * | 6/1996 | Keller et al. | | D6/492 | |
| D371,028 | S | * | 6/1996 | Keller et al. | | D6/505 | |
| D474,632 | S | * | 5/2003 | Flowers et al. | | D6/511 | |
| D478,229 | S | * | 8/2003 | Jeup | | D6/505 | |

* cited by examiner

Primary Examiner—Cathron C. Brooks

(74) *Attorney, Agent, or Firm*—Young & Basile, P.C.; Amanda Conti Duhaime

(57) **CLAIM**

The ornamental design for a surface for an article of manufacture, as shown and described.

DESCRIPTION

FIG. 1 is a perspective view of a first embodiment of a surface of an article of manufacture constituting my invention, the surface embodying the ornamental design resulting from arrangement of the article of FIGS. 11-14 to form a panel for an armoire;

FIG. 2 is a front view thereof;

FIG. 3 is a right side profile thereof;

FIG. 4 is a top view of a second embodiment of the surface of the article of manufacture constituting my invention, the surface embodying the ornamental design resulting from arrangement of the article of FIGS. 11-14 to form a panel for a buffet cabinet;

FIG. 5 is a front view of FIG. 4;

FIG. 6 is a right side profile of FIG. 4;

FIG. 7 is a top view of a third embodiment of the surface of the article of manufacture constituting my invention, the surface embodying the ornamental design resulting from arrangement of the article of FIGS. 11-14 to form a panel for a chest of drawers;

FIG. 8 is front view of FIG. 7;

FIG. 9 is a right side profile of FIG. 7;

FIG. 10 is a partial isometric sectional view of the surface of the article of manufacture illustrated in FIGS. 1-9 wherein the article of manufacture is the panel formed by arranging the article of FIGS. 11-14 in side-by-side relationship with repetitive peaks and valleys of adjacent articles offset in a longitudinal direction from one another;

FIG. 11 is a partial front view of a portion of the surface of an article of manufacture, wherein the design embodied in the surface is a repetitive pattern of peaks and valleys along a longitudinal axis;

FIG. 12 is a side view of FIG. 11;

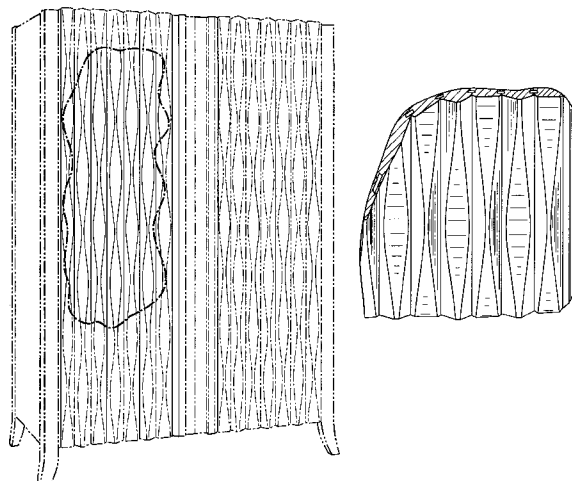
FIG. 13 is a cross-sectional view of FIG. 11, taken along the line 13-13; and,

FIG. 14 is a cross-sectional view of FIG. 11 taken along the line 14-14.

The broken lines shown are for illustrative purposes only and form no part of the claimed design.

The wavy broken lines shown in FIGS. 1, 2, 5 and 8 define the boundary of the claimed design and form no part of the claimed design.

1 Claim, 5 Drawing Sheets



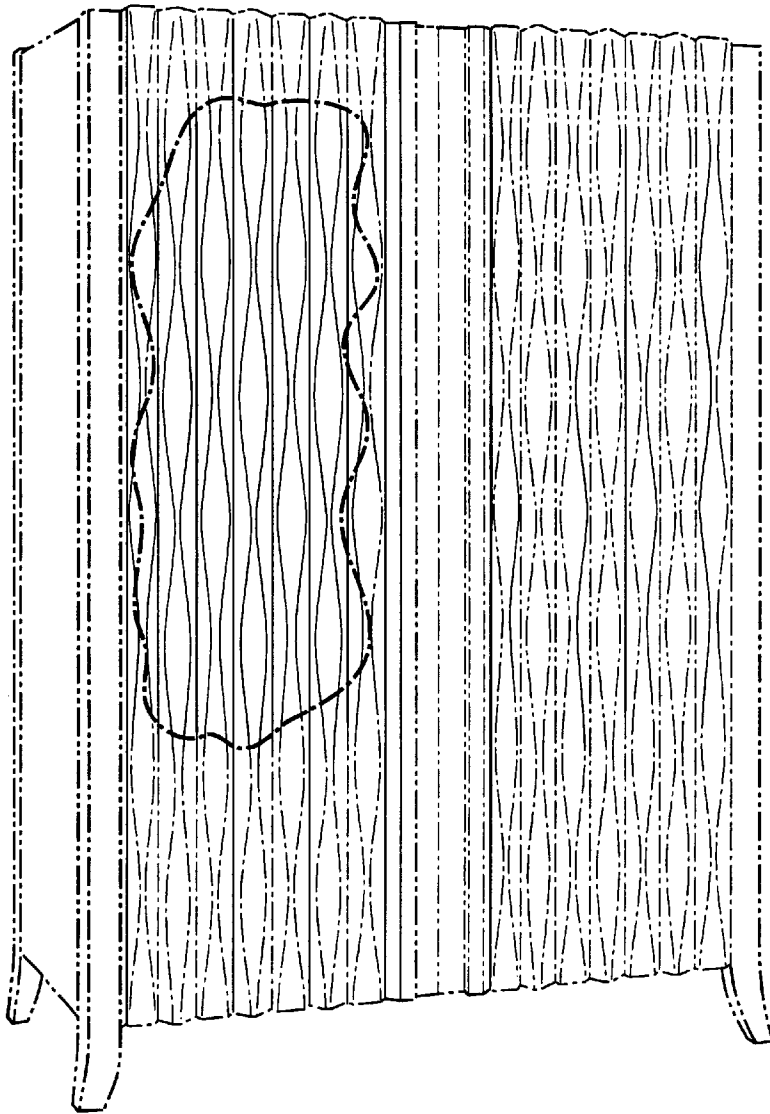


FIG - 1

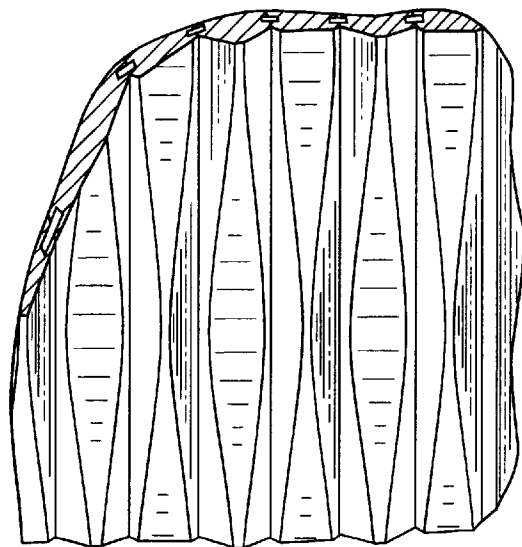


FIG - 10

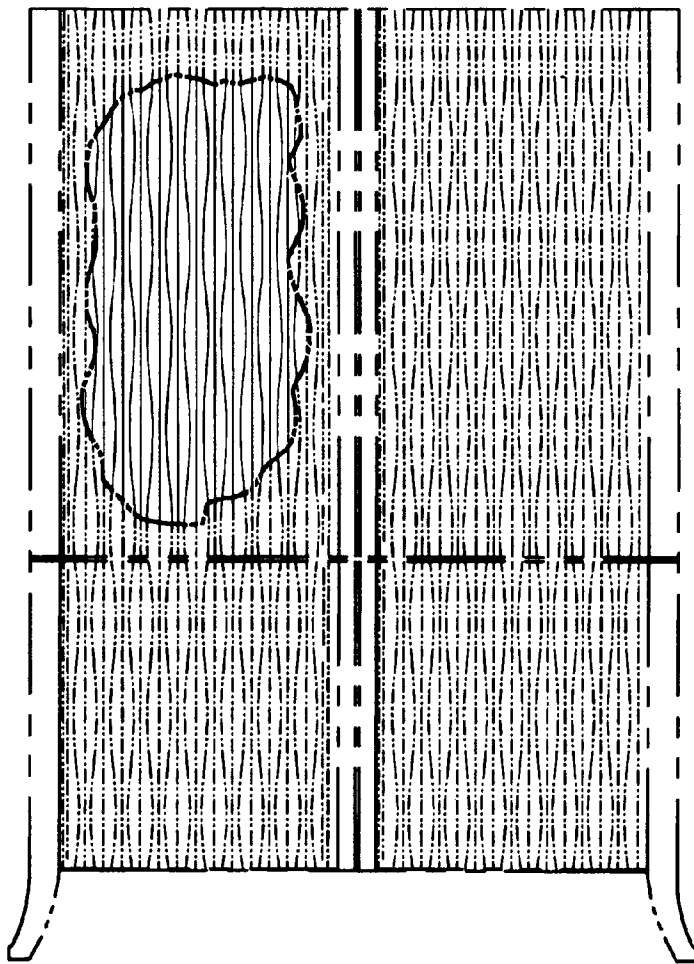


FIG - 2

FIG - 3

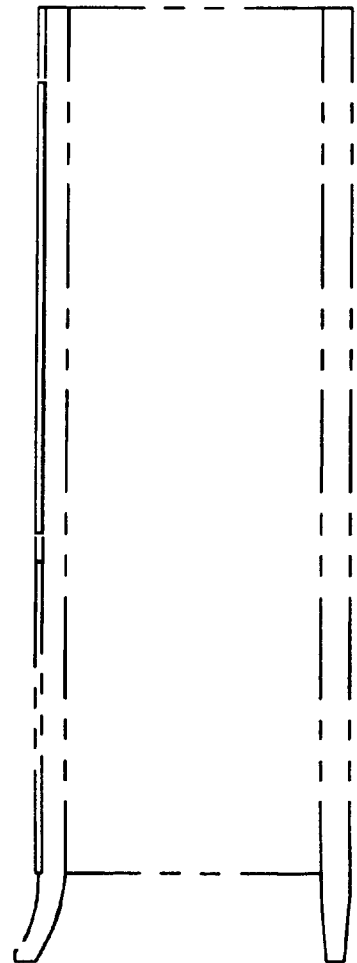


FIG - 4



FIG - 5

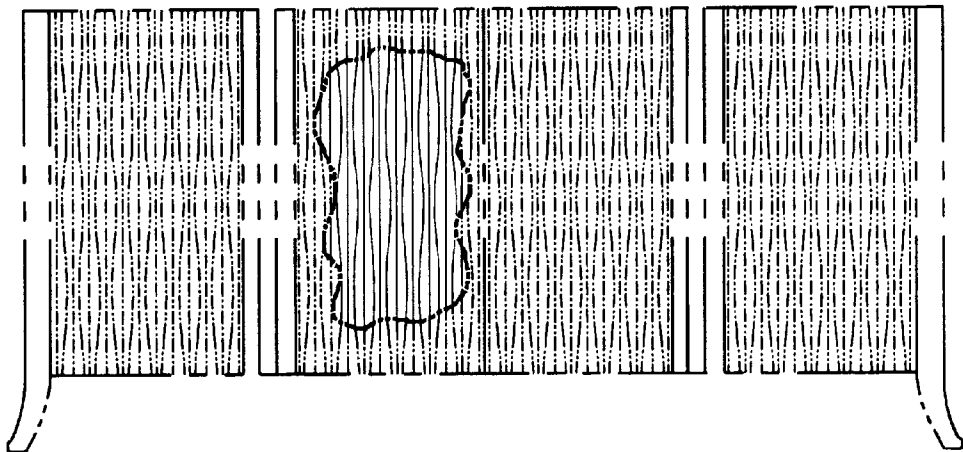


FIG - 6

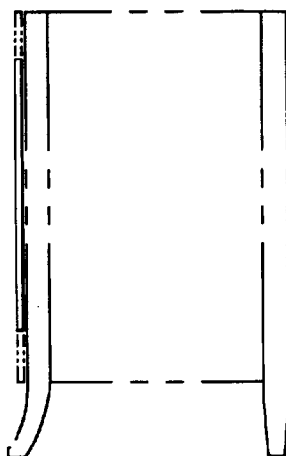


FIG - 7




FIG - 8

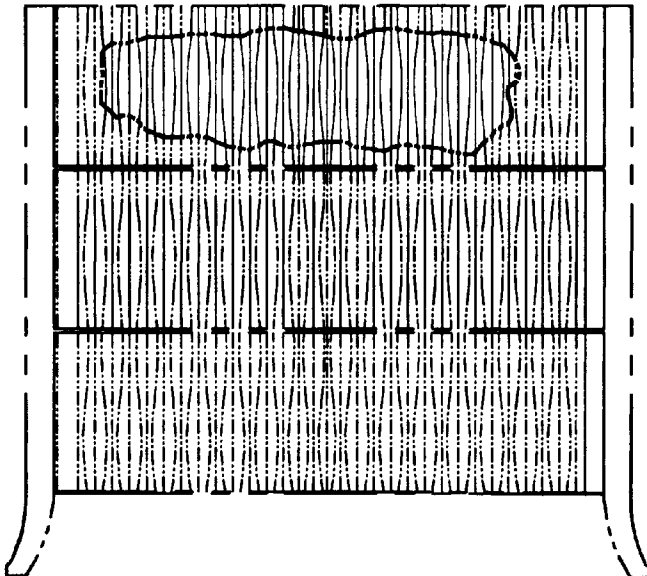
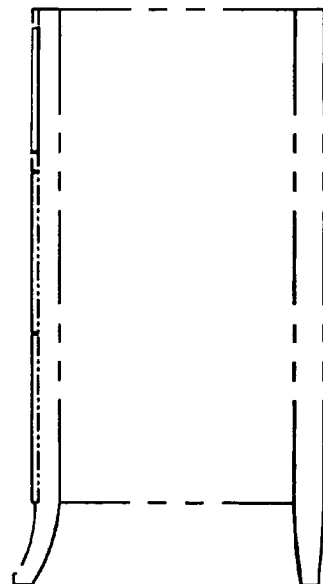


FIG - 9



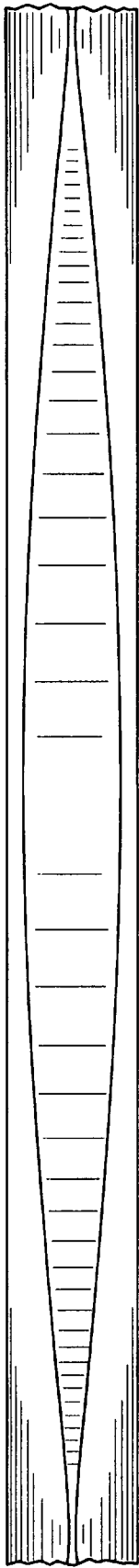


FIG - 11



FIG - 12

FIG - 13

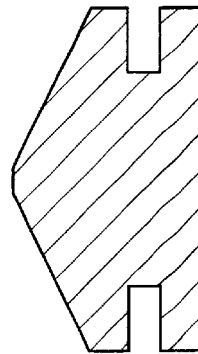


FIG - 14

