



US00D845498S

(12) **United States Design Patent**
Johnson

(10) **Patent No.:** **US D845,498 S**

(45) **Date of Patent:** **** Apr. 9, 2019**

(54) **TESSELLATED MESSAGE ROLLER**

DESCRIPTION

(71) Applicant: **Ronald B. Johnson**, Honokaa, HI (US)

FIG. 1 is a perspective view of a first embodiment of a tessellated message roller;

(72) Inventor: **Ronald B. Johnson**, Honokaa, HI (US)

FIG. 2 is a right side elevation view of the tessellated message roller of FIG. 1, the left side elevation view being a mirror image thereof;

(**) Term: **15 Years**

FIG. 3 is top plan view of the tessellated message roller of FIG. 1, the bottom plan view being a mirror image thereof; FIG. 4 is a front elevation view of the tessellated message roller of FIG. 1, the rear elevation view being a mirror image thereof;

(21) Appl. No.: **29/588,051**

FIG. 5 is a perspective view of a second embodiment of a tessellated message roller having a first length;

(22) Filed: **Dec. 16, 2016**

FIG. 6 is a right side elevation view of the tessellated message roller of FIG. 5, the left side elevation view being identical thereto;

(51) **LOC (11) Cl.** **28-03**

(52) **U.S. Cl.**

USPC **D24/211**

(58) **Field of Classification Search**

USPC D24/200, 211, 212, 213, 214, 215;
601/19, 22, 40, 46, 52, 63, 99, 110–113,
(Continued)

FIG. 7 is a top plan view of the tessellated message roller of FIG. 5, the bottom plan view being identical thereto;

(56) **References Cited**

U.S. PATENT DOCUMENTS

655,490 A 8/1900 Hollem 601/135
D35,855 S 4/1902 Bailey
(Continued)

FIG. 8 is a front elevation view of the tessellated message roller of FIG. 5, the rear elevation view being identical thereto;

FOREIGN PATENT DOCUMENTS

JP 3118557 U 2/2006

FIG. 9 is a perspective view of a third embodiment of a tessellated message roller having a second length;

FIG. 10 is a right side elevation view of the tessellated message roller of FIG. 9, the left side elevation view being identical thereto;

OTHER PUBLICATIONS

Muscleroll—Biowellnessolutions.com—2008.
Power Systems 2009 Product Catalog—p. 73.

Primary Examiner — Sandra S Snapp

(74) *Attorney, Agent, or Firm* — Booth Udall Fuller, PLC

FIG. 11 is a top plan view of the tessellated message roller of FIG. 9, the bottom plan view being identical thereof; and, FIG. 12 is a front elevation view of the tessellated message roller of FIG. 9, the rear elevation view being identical thereto.

The broken lines depict portions of the tessellated message roller and form no part of the claimed design. The tessellated message roller in FIGS. 1-3 is shown with a symbolic break in its length. The appearance of any portion of the article between the break lines forms no part of the claimed design.

(57) **CLAIM**

The ornamental design for a tessellated message roller, as shown and described.

1 Claim, 12 Drawing Sheets



(58) **Field of Classification Search**
 USPC 601/118-120, 125, DIG. 12, DIG. 14,
 601/DIG. 15, DIG. 16, DIG. 17
 CPC A61H 1/00; A61H 2015/0007; A61H
 2015/0014; A61H 2015/0042; A61H
 15/00; A61H 11/00; A61H 21/00; A61H
 37/00
 See application file for complete search history.

(56) **References Cited**

U.S. PATENT DOCUMENTS

1,726,560 A 9/1929 Hassler 601/136
 1,811,764 A 6/1931 Sherwood
 2,273,710 A 2/1942 Klaes 601/119
 2,286,324 A 6/1942 Wentz
 2,546,095 A 3/1951 Walter
 3,037,500 A 6/1962 Daugherty
 3,548,814 A 12/1970 Montgomery et al.
 4,067,324 A 1/1978 Greenawalt
 D249,551 S 9/1978 Greenawalt
 4,167,940 A 9/1979 Ruf
 4,210,135 A 7/1980 Deuser
 D256,841 S 9/1980 Corbett et al.
 4,345,387 A 8/1982 Daswick 36/43
 4,378,007 A 3/1983 Kachadourian
 D285,117 S 8/1986 Snyder
 4,846,159 A 7/1989 Anzai
 4,907,355 A 3/1990 Allen et al. 36/131
 4,945,900 A 8/1990 Masuda
 4,955,914 A 9/1990 Caniglia et al.
 5,143,056 A * 9/1992 Yih-Jong A61H 15/00
 601/118
 D345,610 S 3/1994 Shih
 D357,952 S 5/1995 Chen
 D361,132 S * 8/1995 Lee D24/200
 D369,414 S 4/1996 Lee
 D371,202 S 6/1996 Zajas et al.
 D382,972 S 8/1997 Huang
 5,735,804 A 4/1998 Chan 601/136
 5,824,013 A 10/1998 Allen 606/240

5,947,666 A 9/1999 Huang
 D417,319 S 11/1999 Weiss
 6,056,709 A 5/2000 Hashimoto
 D471,636 S 3/2003 Yu
 D475,464 S 6/2003 Chen
 D477,414 S 7/2003 Chen
 D478,947 S 8/2003 Lu
 6,764,454 B2 7/2004 Tu
 6,764,456 B1 7/2004 Doherty 601/121
 D497,457 S 10/2004 Willinger
 7,007,978 B1 3/2006 Purdom
 D527,830 S 9/2006 Chien
 7,108,646 B1 9/2006 Quick 482/148
 D573,262 S 7/2008 Soucy
 D598,562 S 8/2009 Chen
 D613,349 S 4/2010 Metti
 7,918,774 B2 4/2011 Dye 482/132
 D637,244 S * 5/2011 Davis D21/662
 D660,450 S * 5/2012 Johnson D24/215
 D670,817 S * 11/2012 Narevsky D24/211
 D693,934 S * 11/2013 Lin D24/215
 D713,050 S * 9/2014 Kao A61H 15/00
 D24/211
 9,005,146 B2 * 4/2015 Phillips A61H 15/0092
 482/132
 D788,313 S * 5/2017 Lawrie D24/211
 9,668,933 B1 * 6/2017 Johnson A61H 15/00
 9,855,185 B2 * 1/2018 Chen A61H 15/00
 D822,772 S * 7/2018 Jorgenson D21/662
 D833,027 S * 11/2018 Viner D24/211
 2002/0103415 A1 8/2002 Manska
 2005/0033205 A1 2/2005 Komkin
 2005/0049532 A1 3/2005 Lee
 2005/0131320 A1 6/2005 Lee 601/119
 2007/0072952 A1 3/2007 Kusakawa et al. 521/134
 2007/0129654 A1 6/2007 Anderson 601/119
 2008/0090707 A1 4/2008 Dye 482/132
 2008/0103421 A1 5/2008 Nicholson
 2009/0112137 A1 4/2009 Lamore
 2011/0245741 A1 10/2011 L'Homme
 2011/0313333 A1 12/2011 Nicholson
 2012/0065557 A1 3/2012 Phillips 601/99

* cited by examiner

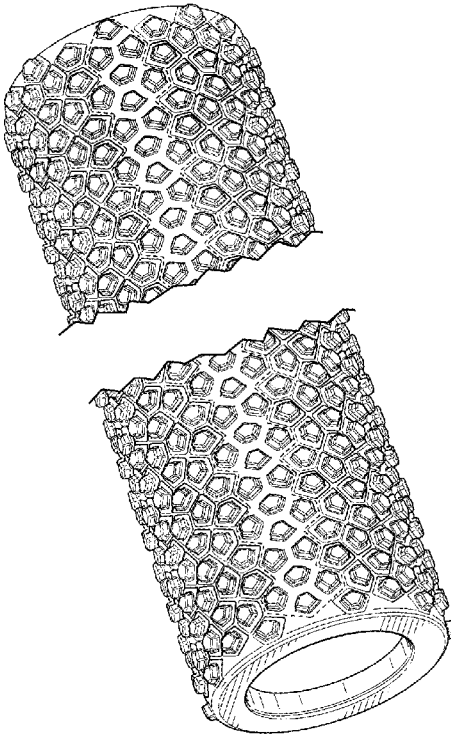


FIG. 1

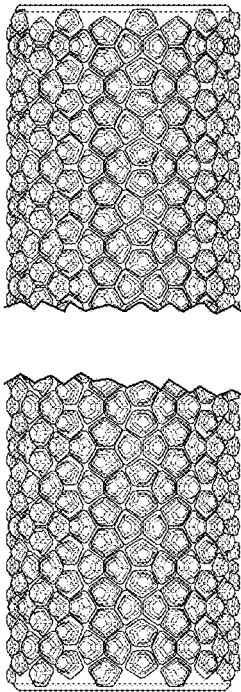


FIG. 2




FIG. 3

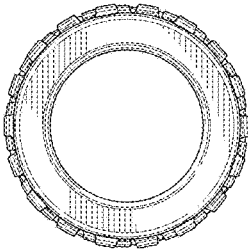


FIG. 4




FIG. 5




FIG. 6




FIG. 7

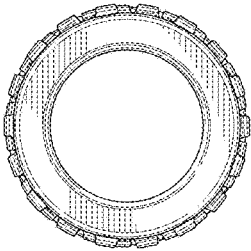


FIG. 8




FIG. 9




FIG. 10




FIG. 11

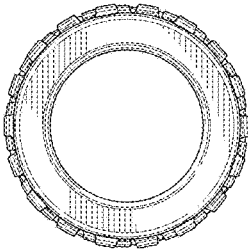


FIG. 12