



US00D488207S

(12) **United States Design Patent** (10) **Patent No.:** **US D488,207 S**
Marshall (45) **Date of Patent:** **** Apr. 6, 2004**

(54) **SHOWER HEAD**
(75) Inventor: **Bryan Marshall, Balmain (AU)**
(73) Assignee: **Dorf Clark Industries Limited, Brisbane (AU)**
(**) Term: **14 Years**
(21) Appl. No.: **29/152,905**
(22) Filed: **Oct. 26, 2001**
(30) **Foreign Application Priority Data**
Apr. 26, 2001 (AU) 1364/2001
(51) **LOC (7) Cl.** **23-01**
(52) **U.S. Cl.** **D23/213; D23/229**
(58) **Field of Search** D23/213, 229, D23/230; 4/570, 615; 239/548, 536, 556, 554, 587.1, 587.2, 587.5
(56) **References Cited**
U.S. PATENT DOCUMENTS
2,288,590 A * 7/1942 McClure et al. 239/556

D259,054 S * 4/1981 Petersons D23/213
D267,812 S * 2/1983 Haug D23/213
D468,394 S * 1/2003 Cummings D23/213

* cited by examiner

Primary Examiner—Robin V. Taylor

(74) *Attorney, Agent, or Firm*—Gordon & Jacobson, P.C.

(57) **CLAIM**

The ornamental design for a shower head, as shown and described.

DESCRIPTION

FIG. 1 is a perspective view of a shower head, showing my new design;
FIG. 2 is a top plan view thereof;
FIG. 3 is a left side elevational view thereof; and,
FIG. 4 is a bottom plan view thereof.
The broken line showing is for illustrative purposes only and forms no part of the claimed design.
No claim is being made to the configuration of the water flow holes as part of the design.

1 Claim, 2 Drawing Sheets






FIG. 1

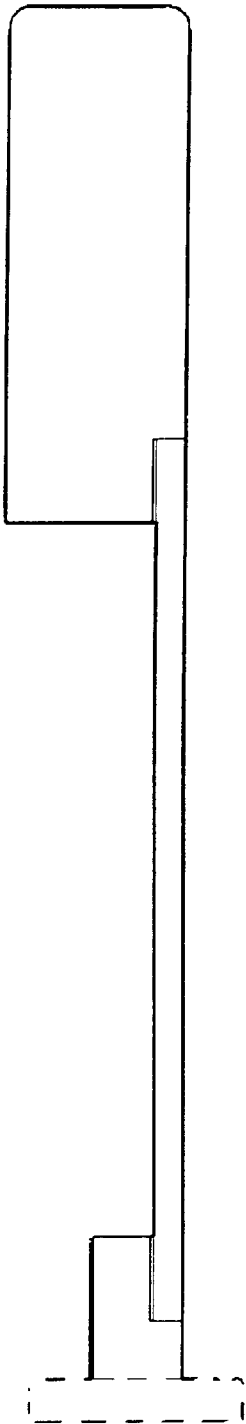


FIG. 2

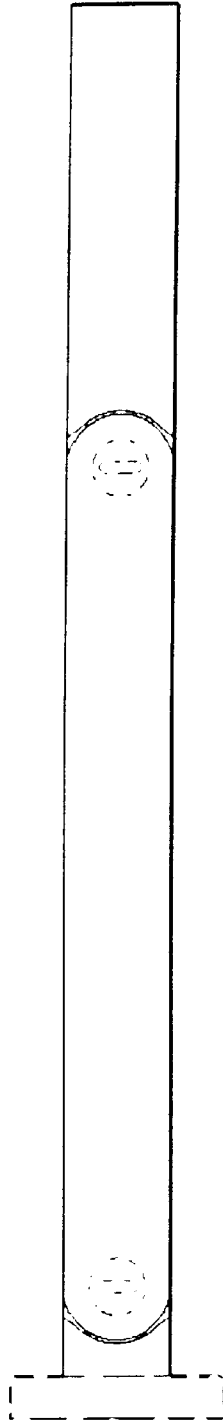


FIG. 3

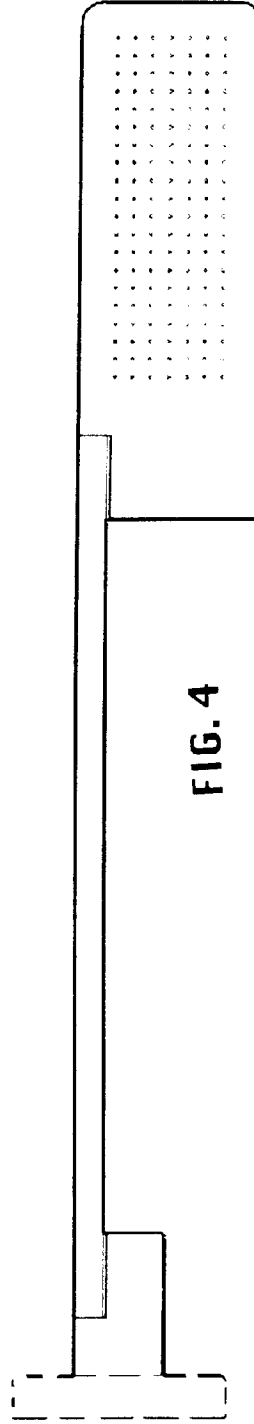


FIG. 4