

(12) STANDARD PATENT
(19) AUSTRALIAN PATENT OFFICE

(11) Application No. **AU 2021401137 B2**

(54) Title
PHARMACEUTICAL COMPOSITION OF GLP-1/GLP-2 DUAL AGONISTS

(51) International Patent Classification(s)
A61K 9/00 (2006.01) **A61K 47/12** (2006.01)
A61K 38/00 (2006.01) **A61K 47/18** (2017.01)
A61K 47/02 (2006.01) **A61K 47/26** (2006.01)
A61K 47/10 (2017.01)

(21) Application No: **2021401137** (22) Date of Filing: **2021.12.16**

(87) WIPO No: **WO22/129312**

(30) Priority Data

(31) Number	(32) Date	(33) Country
20214558.7	2020.12.16	EP

(43) Publication Date: **2022.06.23**

(44) Accepted Journal Date: **2024.09.05**

(71) Applicant(s)
ZEALAND PHARMA A/S

(72) Inventor(s)
VILLADSEN, Jesper Skodborg;GIEHM, Lise

(74) Agent / Attorney
Madderns Pty Ltd, GPO Box 2752, Adelaide, SA, 5001, AU

(56) Related Art
WO 2018/104561 A1
WO 2015/095406 A1
KR 20200080331 A

(12) INTERNATIONAL APPLICATION PUBLISHED UNDER THE PATENT COOPERATION TREATY (PCT)

(19) World Intellectual Property

Organization

International Bureau

(43) International Publication Date

23 June 2022 (23.06.2022)



(10) International Publication Number

WO 2022/129312 A1

(51) International Patent Classification:

A61K 9/00 (2006.01) A61K 47/12 (2006.01)

A61K 38/00 (2006.01) A61K 47/18 (2017.01)

A61K 47/02 (2006.01) A61K 47/26 (2006.01)

A61K 47/10 (2017.01)

(21) International Application Number:

PCT/EP2021/086148

(22) International Filing Date:

16 December 2021 (16.12.2021)

(25) Filing Language:

English

(26) Publication Language:

English

(30) Priority Data:

20214558.7 16 December 2020 (16.12.2020) EP

(71) Applicant: **ZEALAND PHARMA A/S** [DK/DK]; Sydmarken 11, 2860 Søborg (DK).

(72) Inventors: **VILLADSEN, Jesper Skodborg**; c/o Zealand Pharma A/S, Sydmarken 11, 2860 Søborg (DK). **GIEHM, Lise**; c/o Zealand Pharma A/S, 11 Sydmarken, 2860 Søborg (DK).

(74) Agent: **MILTON, Tamara**; D Young & Co LLP, 120 Holborn, London EC1N 2DY (GB).

(81) Designated States (unless otherwise indicated, for every kind of national protection available): AE, AG, AL, AM, AO, AT, AU, AZ, BA, BB, BG, BH, BN, BR, BW, BY, BZ, CA, CH, CL, CN, CO, CR, CU, CZ, DE, DJ, DK, DM, DO, DZ, EC, EE, EG, ES, FI, GB, GD, GE, GH, GM, GT, HN, HR, HU, ID, IL, IN, IR, IS, IT, JO, JP, KE, KG, KH, KN, KP, KR, KW, KZ, LA, LC, LK, LR, LS, LU, LY, MA, MD, ME, MG, MK, MN, MW, MX, MY, MZ, NA, NG, NI, NO, NZ, OM, PA, PE, PG, PH, PL, PT, QA, RO, RS, RU, RW, SA, SC, SD, SE, SG, SK, SL, ST, SV, SY, TH, TJ, TM, TN, TR, TT, TZ, UA, UG, US, UZ, VC, VN, WS, ZA, ZM, ZW.

(84) Designated States (unless otherwise indicated, for every kind of regional protection available): ARIPO (BW, GH, GM, KE, LR, LS, MW, MZ, NA, RW, SD, SL, ST, SZ, TZ, UG, ZM, ZW), Eurasian (AM, AZ, BY, KG, KZ, RU, TJ, TM), European (AL, AT, BE, BG, CH, CY, CZ, DE, DK, EE, ES, FI, FR, GB, GR, HR, HU, IE, IS, IT, LT, LU, LV, MC, MK, MT, NL, NO, PL, PT, RO, RS, SE, SI, SK, SM, TR), OAPI (BF, BJ, CF, CG, CI, CM, GA, GN, GQ, GW, KM, ML, MR, NE, SN, TD, TG).

Published:

- with international search report (Art. 21(3))
- with sequence listing part of description (Rule 5.2(a))

(54) Title: PHARMACEUTICAL COMPOSITION OF GLP-1/GLP-2 DUAL AGONISTS

(57) Abstract: The present invention relates to pharmaceutical compositions comprising particular preservatives.



WO 2022/129312 A1

PHARMACEUTICAL COMPOSITION OF GLP-1/GLP-2 DUAL AGONISTS

TECHNICAL FIELD

The present invention relates to pharmaceutical compositions comprising particular preservatives. The pharmaceutical compositions according to the invention are particularly stable, and have an advantageous shelf-life.

BACKGROUND OF THE INVENTION

Peptides are an important segment of the pharmaceutical industry. Although there have been tremendous advances in production of the active pharmaceutical ingredient (API), production of peptide-based drug products is still a significant challenge. Challenges in connection with peptide formulation development are often over-looked or neglected.

In general, peptides are defined as polypeptides of less than 50 amino residues and are often lacking organised tertiary or globular structure. Some adopt secondary structures, although this tends to be limited, for example a single turn of an α -helix. While their smaller size makes them easier to deliver across biological barriers than larger proteins, their formulation can be problematic.

Some of the formulation challenges relating to peptides in particular include: chemical instability; adopting multiple conformers; their tendency to self-associate; and a complex physical instability, such as gel formation, amyloid formation and/or precipitation.

The most common challenge is chemical degradation of peptides and proteins, through degradation mechanisms such as isomerization, racemization, hydrolysis, deamidation and oxidation. The amino acid sequence of a given peptide defines to what extent it is affected by deamidation and/or oxidation reactions. Oxidation rates of specific residues, such as Met residues, correlate with the degree of solvent exposure. As peptides do not possess a globular structure that can sequester reactive groups, the side chains of nearly all of the residues in a peptide are fully solvent exposed, allowing maximal contact with reactive oxygen species. Deamidation involves hydrolysis of the amide sidechain of amino acid residues, such as Asn and Gln. Further, the high degree of peptide chain flexibility leads to high rates of deamidation, compared to more complex proteins. It is however important to note that the nature of the amino acid following the deamidation, e.g. the one following Asn, also impacts deamidation rates. A peptides lack of steric bulk and the ability to hydrogen bond to the Asn side chain may even speed up the reaction further. Typically, Asn-Gly, Asn-Ala, Asn-Ser and Asn-Asp amino acid combinations display reaction rates that scientists have to factor in and test to ensure stable pharmaceutical compositions. The greatest control

over hydrolytic reactions, including deamidation, is exerted by stable and reliable pH and buffer systems. Such stable and reliable pH and buffer systems will however be affected by additional excipients added to the composition.

5 Excipients are added to pharmaceutical compositions to enhance or maintain active ingredient solubility (solubilisers) and/or stability (buffers, antioxidants, chelating agents, cryo- and lyoprotectants). Excipients are in many instances important in parenteral formulations to assure safety (antimicrobial preservatives), minimise pain and irritation upon injection (tonicity agents), and control or prolong drug delivery (polymers). These are all examples of positive or synergistic interactions between excipients and medicinal products.

10 However, any excipient added to the composition has the potential to produce negative effects such as loss of peptide solubility, activity, and/or chemical/physical stability, increased self-aggregation or fibrillation, which in turn may render the medicinal product unsafe for administration.

Preservatives may be added to pharmaceutical compositions to kill microorganism contaminants that may be introduced into the composition, such as when multiple aliquots are used or withdrawn from a container holding multiple doses of a medicament.

15 Pharmaceutical compositions can be sealed and stored in sterile conditions without preservatives being present, but when the container holding the composition is used, any accidental introduction of microorganisms can render the contents unsuitable for further medical use. Therefore, it is important to effectively preserve the pharmaceutical contents, especially when the composition is stored in a large volume for several administrations. If a container holding a large volume of an unpreserved pharmaceutical composition is used, the lack of a preservative may mean the majority of the contents are wasted. Preservatives advantageously enable storage of pharmaceutical compositions , such as for many months

20 or years, at low temperatures (e.g. refrigerated at around 5 °C), or storage for shorter periods, such as a few days or weeks, at higher temperatures, such as room temperature, periods even after part of the composition is used.

However, despite the advantages of using preservatives, the inclusion of a preservative in a pharmaceutical composition may be problematic as the preservative may interact

30 detrimentally with other components of the composition, in particular the active component. Such interactions can lead to a reduced preservative effect, or a reduced or complete lack of medical efficacy of the pharmaceutical composition. For example, the preservative may cause chemical instability of the active. In the case of a peptide active, a preservative may participate in or promote degradative reactions such as deamidation, racemization,

35 isomerization, hydrolysis or oxidation of the peptide, resulting in loss of pharmacological

activity of the peptide. Alternatively or additionally, a preservative may be detrimental to the physical stability of a peptide active, enhancing aggregation of the peptide into inactive covalent oligomers and/or causing the peptide to precipitate out of solution. Not only does such loss of physical stability reduce the medical potency of the peptide, but also formation of particulate matter has practical and safety implications if the composition is delivered by injection.

Given the great sequence variety, and thus different chemical structures, of peptides, it is inherently unpredictable whether a given substance will act as an effective preservative for a particular therapeutic peptide composition without negatively affecting the peptide in the ways described above.

The present invention concerns pharmaceutical compositions comprising selected peptides disclosed in WO2018/104561 (e.g. compound 18 of WO2018/104561), which describes the compounds and their uses in detail.

SUMMARY OF THE INVENTION

This application provides compositions comprising one or more GLP-1/GLP-2 dual agonist and one or more preservative in a buffer. In some aspects, the compositions are isotonic parenteral pharmaceutical compositions suitable for administration to human subjects.

The GLP-1/GLP-2 dual agonist is a peptide. Particular preservatives have been identified that can be used in a composition comprising a specific GLP-1/GLP-2 dual agonist peptide and a particular buffer without substantially impacting the chemical or physical stability of the peptide. It has been surprisingly found that particular preservatives have little to no effect on chemical stability and oligomerisation of the peptide in phosphate buffer.

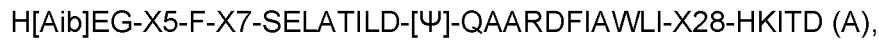
The compositions of the invention therefore benefit from the advantages associated with preservatives, namely that contamination with microorganisms is prevented or reduced.

Of particular advantage, the preservative effect in the composition of the invention allows the composition to be provided in a multi-dose administration setup. The composition of the invention can be provided in a device that is used to administer sequential therapeutic doses of the composition at intervals over an extended period. The preservative effect prevents growth of microorganisms in the composition over this period, whilst chemical and physical stability of the peptide is maintained. This has the practical benefit of needing to load the device only once, instead of preparing a new dose for each administration.

In one aspect the pharmaceutical compositions according to the invention are for, or suitable for, administration in a multi-dose device.

In some aspects, the invention provides a composition comprising:

(a) one or more GLP-1/GLP-2 dual agonist comprising general formula A:



5 wherein X5 is T or S; X7 is T or S; X28 is Q, E, A, H, Y, L, K, R or S and at least one of X5 and X7 is T,

wherein $[\Psi]$ indicates an L or D lysine residue in which an albumin binding moiety is conjugated to the GLP-1/GLP-2 dual agonist, and

wherein said albumin binding moiety is $[\text{K}([17\text{-carboxy-heptadecanoyl}]\text{-isoGlu})]$;

(b) one or more preservative,

10 wherein the one or more preservative comprises or is benzoate, benzalkonium chloride and/or benzyl alcohol; and

(c) phosphate buffer.

In some aspects, particular and specific compositions, such as isotonic parenteral compositions, are described in detail in the description of the invention.

15 The chemical stability at time point Y of GLP-1/GLP-2 dual agonist in any of the tested compositions disclosed herein can be expressed as the relative purity X^Y of the GLP-1/GLP-2 dual agonist and is determined by measuring the absolute purity X' of the GLP-1/GLP-2 dual agonist and normalising it to the absolute purity X^0 of the GLP-1/GLP-2 dual agonist at day zero (day 0), wherein said absolute purities are determined by HPLC at a given time point Y
20 by identifying the purity of peak corresponding to the GLP-1/GLP-2 dual agonist.

It was surprisingly found that the disclosed GLP-1/GLP-2 dual agonists in compositions comprising phosphate buffer and particular preservatives have chemical stability and degree of oligomerisation which is at least as good as (i.e. comparable to) chemical stability and degree of oligomerisation in compositions that do not comprise any preservative.

25 The invention also provides the composition according to the invention for use in:

(i) increasing intestinal mass, improving intestinal function, increasing intestinal blood flow, or repairing intestinal damage or dysfunction, in a subject in need thereof; or

(ii) the prophylaxis or treatment of malabsorption, ulcers, short-bowel syndrome, cul-de-sac syndrome, inflammatory bowel disease, irritable bowel syndrome, pouchitis, celiac sprue,

tropical sprue, hypogammaglobulinemic sprue, mucositis induced by chemotherapy or radiation therapy, diarrhoea induced by chemotherapy or radiation therapy, low grade inflammation, metabolic endotoxemia, necrotising enterocolitis, primary biliary cirrhosis, hepatitis, fatty liver disease, or gastrointestinal side-effects of inflammatory conditions, in a
5 subject in need thereof; or

(iii) reducing or inhibiting weight gain, reducing gastric emptying or intestinal transit, reducing food intake, reducing appetite, or promoting weight loss, in a subject in need thereof; or

(iv) the prophylaxis or treatment of obesity, morbid obesity, obesity-linked gallbladder disease, obesity-induced sleep apnoea, inadequate glucose control, glucose tolerance,
10 dyslipidaemia, diabetes, pre-diabetes, metabolic syndrome or hypertension, in a subject in need thereof.

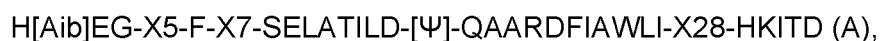
The invention further provides a method for preserving a composition comprising the one or more GLP-1/GLP-2 dual agonist of the invention and phosphate buffer, wherein the method comprises adding one or more preservative to the composition, wherein the wherein the one
15 or more preservative comprises or is benzoate, benzalkonium chloride and/or benzyl alcohol.

The invention additionally provides use of a preservative for preserving a composition comprising the one or more GLP-1/GLP-2 dual agonist of the invention and phosphate buffer, wherein the preservative comprises or is benzoate, benzalkonium chloride and/or benzyl alcohol.

20 DESCRIPTION OF THE INVENTION

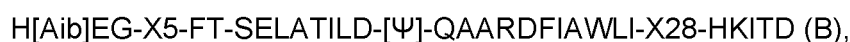
Compounds

The composition of this invention comprises one or more GLP-1/GLP-2 dual agonist comprising general formula A:



25 wherein X5 is T or S; X7 is T or S; X28 is Q, E, A, H, Y, L, K, R or S and at least one of X5 and X7 is T, wherein $[\Psi]$ indicates an L or D lysine residue in which an albumin binding moiety is conjugated to the GLP-1/GLP-2 dual agonist, and wherein said albumin binding moiety is $[\text{K}([17\text{-carboxy-heptadecanoyl}]\text{-isoGlu})]$.

In some aspects, the one or more GLP-1/GLP-2 dual agonist comprising general formula A is
30 of the general formula B:



wherein X5 is T or S and X28 is Q, E, A, H, Y, L, K, R or S, wherein [Ψ] indicates an L or D lysine residue in which the albumin binding moiety is conjugated to the GLP-1/GLP-2 dual agonist, and wherein said albumin binding moiety is [K([17-carboxy-heptadecanoyl]-isoGlu)].

5 In some aspects, the one or more GLP-1/GLP-2 dual agonist comprising general formula A or B comprises the sequence: H[Aib]EGSFTSELATILD[Ψ]QAARDFIAWLIQHKITD (SEQ ID NO: 1). In some aspects, the one or more GLP-1/GLP-2 dual agonist comprising general formula A or B consists of the sequence: H[Aib]EGSFTSELATILD[Ψ]QAARDFIAWLIQHKITD (SEQ ID NO: 1).

10 In some aspects, the one or more GLP-1/GLP-2 dual agonist comprising general formula A is: Hy-H[Aib]EGSFTSELATILD[K([17-carboxy-heptadecanoyl]-isoGlu)]QAARDFIAWLIQHKITD-OH (CPD1OH), or any pharmaceutical acceptable salt thereof. In some aspects, the pharmaceutically acceptable salt of CPD1OH is a sodium salt, a chloride salt or an acetate salt, preferably a chloride salt.

15 In some aspects, the one or more GLP-1/GLP-2 dual agonist comprising general formula A is: Hy-H[Aib]EGSFTSELATILD[K([17-carboxy-heptadecanoyl]-isoGlu)]QAARDFIAWLIQHKITD-NH₂ (CPD1NH₂), or any pharmaceutical acceptable salt thereof. In some aspects, the pharmaceutically acceptable salt of CPD1NH₂ is a sodium salt, a chloride salt or an acetate salt, preferably a chloride salt.

20 In a preferred aspect the one or more GLP-1/GLP-2 dual agonist is CPD1OH or any pharmaceutical acceptable salt thereof. In some aspects, the pharmaceutically acceptable salt of CPD1OH is a sodium salt, a chloride salt or an acetate salt, preferably a chloride salt.

25 The term GLP-1/GLP-2 dual agonist as used herein refers to a peptide which has activity on the GLP-1 receptor and the GLP-2 receptor. A GLP-1/GLP-2 dual agonist comprising formula A or B may be a peptide of SEQ ID NO:1 or a peptide wherein one or more amino acids have been modified relative to SEQ ID NO: 1. Such agonists and/or peptides may further comprise one or more side chains, which have been covalently attached to the GLP-1/GLP-2 dual agonist. The term "side chain" may also be referred to as a "substituent".

30 The term "salts" as used herein refers to an ionic compound that can be formed by the neutralisation reaction of an acid and a base. Salts are composed of related numbers of cations (positively charged ions) and anions (negative ions) so that the product is electrically neutral (without a net charge). These component ions can be inorganic, such as chloride (Cl⁻), or organic, such as acetate (CH₃CO²⁻); and can be monatomic, such as fluoride (F⁻), or polyatomic, such as sulfate (SO₄²⁻). The terms "pharmaceutically acceptable salt of CPD1" or "salt of CPD1" as used herein describe salts of the compound comprising SEQ ID NO: 1.

“Hy-H[Aib]EGSFTSELATILD[K([17-carboxy-heptadecanoyl]-isoGlu)]QAARDFIAWLIQHKITD-OH. [acid]” as used herein identifies a salt of Hy-H[Aib]EGSFTSELATILD[K([17-carboxy-heptadecanoyl]-isoGlu)]QAARDFIAWLIQHKITD-OH, wherein [acid] refers to the acid, which in a neutralisation reaction forms the salt of said compound, e.g. Hy-H[Aib]EGSFTSELATILD[K([17-carboxy-heptadecanoyl]-isoGlu)]QAARDFIAWLIQHKITD-OH. [HCl] will thus refer to a chloride salt. “Pharmaceutically acceptable salt” as used herein refers to salts that are safe and effective for use in mammals and that possess the desired biological activity. Pharmaceutically acceptable salts include salts of acidic or basic groups present in CPD1. For a review on pharmaceutically acceptable salts, see Berge *et al.*, 66 J. Pharm. Sci. 1-19 (1977), incorporated herein by reference.

Table 1 – Selected GLP-1/GLP-2 dual agonist comprised in the composition of this invention

SEQ ID	CPD	CPD form	Compound
1	1	1OH	Hy-H[Aib]EGSFTSELATILD[K([17-carboxy-heptadecanoyl]-isoGlu)]QAARDFIAWLIQHKITD-OH or any acceptable pharmaceutical salt thereof.
1	1	1NH ₂	Hy-H[Aib]EGSFTSELATILD[K([17-carboxy-heptadecanoyl]-isoGlu)]QAARDFIAWLIQHKITD-NH ₂ or any acceptable pharmaceutical salt thereof.

The abbreviation CPD1 refers to any form of the compound comprising SEQ ID NO: 1. However CPD1OH solely refers to the compound comprising SEQ ID NO: 1, wherein said compound is in its -OH form (free acid). CPD1NH₂ refers to the -NH₂ form (amidated form) of the compound. Both CPD1OH and CPD1NH₂ can be converted into a pharmaceutical acceptable salt to provide a drug substance in powder form.

Table 2 – Amino acid sequence comprised in one or more GLP-1/GLP-2 dual agonist of the present invention

SEQ ID	Sequence	Variables
1	H[Aib]EGSFTSELATILD[Ψ]QAARDFIAWLIQHKITD	None
2 (Formula A)	H[Aib]EG-X5-F-X7-SELATILD-[Ψ]-QAARDFIAWLI-X28-HKITD	X5 is T, S; X7 is T or S; X28 is Q, E, A, H, Y, L, K, R or S;
3 (Formula B)	H[Aib]EG-X5-FT-SELATILD-[Ψ]-QAARDFIAWLI-X28-HKITD	X5 is T, S; X28 is Q, E, A, H, Y, L, K, R or S

The "albumin binding moiety" promotes the circulation of the GLP-1/GLP-2 dual agonist within the blood stream, and also has the effect of prolonging the time of action of the GLP-1/GLP-2 dual agonist. The albumin binding moiety binds the GLP-1/GLP-2 dual agonist to the albumin present in the blood and due to the fact that the GLP-1/GLP-2 dual agonist is only slowly released from albumin the action of the GLP-1/GLP-2 dual agonist is prolonged. The term "albumin binding moiety" may also be referred to as "side chain" or "substituent".

When used herein the term "natural amino acid" is an amino acid (with the usual three letter codes and one letter codes in parenthesis) selected from the group consisting of: Glycine (Gly & G), proline (Pro & P), alanine (Ala & A), valine (Val & V), leucine (Leu & L), isoleucine (Ile & I), methionine (Met & M), cysteine (Cys & C), phenylalanine (Phe & F), tyrosine (Tyr & Y), tryptophan (Trp & W), histidine (His & H), lysine (Lys & K), arginine (Arg & R), glutamine (Gln & Q), asparagine (Asn & N), glutamic acid (Glu & E), aspartic acid (Asp & D), serine (Ser & S) and threonine (Thr & T). If not otherwise indicated amino acids indicated with a single letter code in CAPITAL letters indicate the L-isoform, if however, the amino acid is indicated with a lower case letter, this amino acid is used/applied as it's D-form, e.g. K (i.e. L-lysine), k (i.e. D-lysine).

The abbreviation "Hy-" in connection with the compounds disclosed herein refers to hydrogen. The abbreviation is chosen to be indicated as "Hy" to avoid the hydrogen to be confused with the Histidine (H) in the beginning of the sequence.

Throughout the present description and claims, the generally accepted three-letter codes for other "α-amino acids" are used, such as sarcosine (Sar), norleucine (Nle), α-aminoisobutyric acid (Aib), 2,3-diaminopropanoic acid (Dap), 2,4-diaminobutanoic acid (Dab) and 2,5-diaminopentanoic acid (ornithine; Orn). Such other α-amino acids may be shown in square brackets "[]" (e.g. "[Aib]") when used in a general formula or sequence in the present specification, especially when the rest of the formula or sequence is shown using the single letter code.

Concentration of compound

In some aspects, a composition of this invention, such as an isotonic parenteral pharmaceutical composition of this invention, comprises at least about 1 mg/mL of the GLP-1/GLP-2 dual agonist, such as at least about 2 mg/mL of the GLP-1/GLP-2 dual agonist. In some aspects, a composition of this invention, such as an isotonic parenteral pharmaceutical composition of this invention, comprises from at least about 1 mg/mL to about 33 mg/mL of the GLP-1/GLP-2 dual agonist, such as from at least about 2 mg/mL to about 33 mg/mL of the GLP-1/GLP-2 dual agonist. In some aspects, a composition of this invention, such as an

isotonic parenteral pharmaceutical composition of this invention, comprises from at least about 1 mg/mL to about 25 mg/mL of the GLP-1/GLP-2 dual agonist, such as from at least about 2 mg/mL to about 25 mg/mL of the GLP-1/GLP-2 dual agonist, such as from at least about 4 mg/mL to about 25 mg/mL of the GLP-1/GLP-2 dual agonist, such as from at least
5 about 6 mg/mL to about 25 mg/mL of the GLP-1/GLP-2 dual agonist, such as from at least about 8 mg/mL to about 25 mg/mL of the GLP-1/GLP-2 dual agonist, such as from at least about 10 mg/mL to about 25 mg/mL of the GLP-1/GLP-2 dual agonist.

In some aspects, a composition of this invention, such as an isotonic parenteral pharmaceutical composition of this invention, comprises about 1 mg/mL GLP-1/GLP-2 dual
10 agonist. In some aspects, a composition of this invention, such as an isotonic parenteral pharmaceutical composition of this invention, comprises about 2 mg/mL GLP-1/GLP-2 dual agonist. In some aspects, a composition of this invention, such as an isotonic parenteral pharmaceutical composition of this invention, comprises about 4 mg/mL GLP-1/GLP-2 dual
15 agonist. In some aspects, a composition of this invention, such as an isotonic parenteral pharmaceutical composition of this invention, comprises about 6 mg/mL GLP-1/GLP-2 dual agonist. In some aspects, a composition of this invention, such as an isotonic parenteral pharmaceutical composition of this invention, comprises about 8 mg/mL GLP-1/GLP-2 dual
20 agonist. In some aspects, a composition of this invention, such as an isotonic parenteral pharmaceutical composition of this invention, comprises about 10 mg/mL GLP-1/GLP-2 dual agonist. In some aspects, a composition of this invention, such as an isotonic parenteral pharmaceutical composition of this invention, comprises about 15 mg/mL GLP-1/GLP-2 dual
25 agonist. In some aspects, a composition of this invention, such as an isotonic parenteral pharmaceutical composition of this invention, comprises about 20 mg/mL GLP-1/GLP-2 dual agonist. In some aspects, a composition of this invention, such as an isotonic parenteral pharmaceutical composition of this invention, comprises about 25 mg/mL GLP-1/GLP-2 dual
30 agonist. In some aspects, a composition of this invention, such as an isotonic parenteral pharmaceutical composition of this invention, comprises about 33 mg/mL GLP-1/GLP-2 dual agonist.

Preferably, a composition of this invention comprises from about 6 mg/mL to about 25 mg/mL
30 GLP-1/GLP-2 dual agonist. More preferably a composition of this invention comprises from about 2 mg/mL to about 10 mg/mL GLP-1/GLP-2 dual agonist, more preferably about 10 mg/mL GLP-1/GLP-2 dual agonist. Most preferably, a composition of this invention comprises about 15 mg/mL GLP-1/GLP-2 dual agonist.

Synthesis of dual agonists

It is preferred to synthesise dual agonists of the invention by means of solid-phase or liquid-phase peptide synthesis methodology. In this context, reference may be made to WO 98/11125 and, among many others, Fields, G.B. *et al.*, 2002, "Principles and practice of solid-phase peptide synthesis". In: Synthetic Peptides (2nd Edition), and the Examples herein. In accordance with the present invention, a dual agonist of the invention may be synthesised or produced in a number of ways, including for example, a method which comprises:

- (a) synthesising the dual agonist by means of solid-phase or liquid-phase peptide synthesis methodology and recovering the synthesised dual agonist thus obtained; or
- (b) expressing a precursor peptide sequence from a nucleic acid construct that encodes the precursor peptide, recovering the expression product, and modifying the precursor peptide to yield a compound of the invention.

The precursor peptide may be modified by introduction of one or more non-proteinogenic amino acids, e.g. Aib, Orn, Dap, or Dab, introduction of an albumin binding moiety or introduction of the appropriate terminal groups -OH or -NH₂, etc.

Expression is typically performed from a nucleic acid encoding the precursor peptide, which may be performed in a cell or a cell-free expression system comprising such a nucleic acid.

Preservatives

The composition of this invention, such as an isotonic parenteral pharmaceutical composition of this invention, comprises one or more preservative. In some aspects, the one or more preservative comprises or is benzoate, benzalkonium chloride and/or benzyl alcohol. Each one of these specific preservatives constitutes an alternative embodiment of the invention. In some aspects, the preservative is benzoate, benzalkonium chloride or benzyl alcohol. In some aspects, the preservative is benzoate or benzalkonium chloride. In some aspects, the preservative is benzoate or benzyl alcohol. In some aspects, the preservative is benzalkonium chloride or benzyl alcohol.

In some aspects the composition of this invention, such as an isotonic parenteral pharmaceutical composition of this invention, comprises a preservative, wherein the preservative comprises or is benzoate, benzalkonium chloride and/or benzyl alcohol.

In some aspects the composition of this invention, such as an isotonic parenteral pharmaceutical composition of this invention, comprises one preservative, wherein the preservative comprises or is benzoate, benzalkonium chloride or benzyl alcohol.

5 In some aspects the composition of this invention, such as an isotonic parenteral pharmaceutical composition of this invention, comprises more than one preservative, wherein the preservative comprises or is benzoate, benzalkonium chloride and/or benzyl alcohol.

10 In some aspects the composition of this invention, such as an isotonic parenteral pharmaceutical composition of this invention, comprises two or three preservatives, wherein the preservatives comprise or are benzoate, benzalkonium chloride and/or benzyl alcohol.

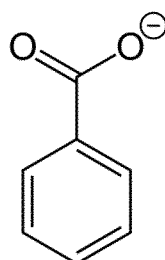
In some aspects the composition of this invention comprises two preservatives, wherein the preservatives comprise or are benzoate and benzalkonium chloride. In some aspects the composition of this invention comprises two preservatives, wherein the preservatives comprise or are benzoate and benzyl alcohol. In some aspects the composition of this invention comprises two preservatives, wherein the preservatives comprise or are benzalkonium chloride and benzyl alcohol.

In some aspects the composition of this invention comprises three preservatives, wherein the preservatives comprise or are benzoate, benzalkonium chloride and benzyl alcohol.

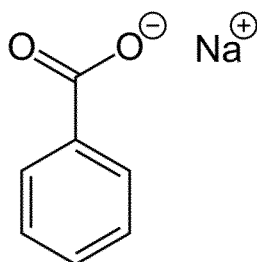
Benzoate

20 In some aspects, the composition of this invention, such as an isotonic parenteral pharmaceutical composition of this invention, comprises one or more preservative, wherein the one or more preservative comprises benzoate. In some aspects, the one or more preservative is benzoate. In some aspects, the composition of this invention, such as an isotonic parenteral pharmaceutical composition of this invention, comprises a preservative which is benzoate. In some aspects, the composition of this invention comprises benzoate.

25 Benzoate is the conjugate base of benzoic acid, having the chemical formula $C_6H_5COO^-$ and the following structural formula:



In some aspects of the invention, the benzoate is sodium benzoate. Sodium benzoate is the sodium salt of benzoic acid, having the chemical formula C_6H_5COONa and the following structural formula:



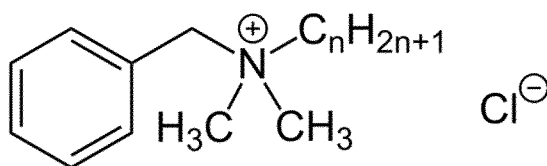
- 5 In some aspects, the benzoate is present in the composition of the invention at a concentration of from about 1 mg/mL to about 9 mg/mL. In some aspects, the benzoate is present in the composition of the invention at a concentration of about 5 mg/mL.

Benzalkonium chloride

- In some aspects, the composition of this invention, such as an isotonic parenteral pharmaceutical composition of this invention, comprises one or more preservative, wherein the one or more preservative comprises benzalkonium chloride. In some aspects, the one or more preservative is benzalkonium chloride. In some aspects, the composition of this invention, such as an isotonic parenteral pharmaceutical composition of this invention, comprises a preservative which is benzalkonium chloride. In some aspects, the composition of this invention comprises benzalkonium chloride.

Benzalkonium chloride is also known as alkyldimethylbenzylammonium chloride.

Benzalkonium chloride has the following structural formula:



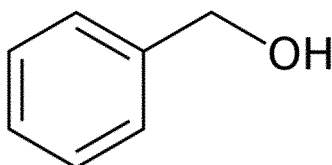
$$n = 8, 10, 12, 14, 16, 18$$

- 20 In some aspects, the benzalkonium chloride is present in the composition of the invention at a concentration of from about 0.1 mg/mL to about 0.3 mg/mL. In some aspects, the benzalkonium chloride is present in the composition of the invention at a concentration of about 0.2 mg/mL.

Benzyl alcohol

In some aspects, the composition of this invention, such as an isotonic parenteral pharmaceutical composition of this invention, comprises one or more preservative, wherein the one or more preservative comprises benzyl alcohol. In some aspects, the one or more preservative is benzyl alcohol. In some aspects, the composition of this invention, such as an isotonic parenteral pharmaceutical composition of this invention, comprises a preservative which is benzyl alcohol. In some aspects, the composition of this invention, such as an isotonic parenteral pharmaceutical composition of this invention, comprises benzyl alcohol.

Benzyl alcohol is an organic compound also known as phenylmethanol, phenylcarbinol or benzenemethanol. Benzyl alcohol has the chemical formula $C_6H_5CH_2OH$ and the following structural formula:



In some aspects, the benzyl alcohol is present in the composition of the invention at a concentration of from about 0.2 mg/mL to about 20 mg/mL. In some aspects, the benzyl alcohol is present in the composition of the invention at a concentration of from about 1 mg/mL to about 9 mg/mL. In some aspects, the benzyl alcohol is present in the composition of the invention at a concentration of about 0.2 mg/mL. In some aspects, the benzyl alcohol is present in the composition of the invention at a concentration of about 1 mg/mL. In some aspects, the benzyl alcohol is present in the composition of the invention at a concentration of about 9 mg/mL. Preferably, the benzyl alcohol is present in the composition of the invention at a concentration of about 20 mg/mL.

Phosphate buffer and pH

The composition of the invention, such as an isotonic parenteral pharmaceutical composition of the invention, comprises a phosphate buffer.

In some aspects, the phosphate buffer is present in the composition, such as an isotonic parenteral pharmaceutical composition, at a final concentration of about 5 mM to about 50 mM, such as about 5 mM to about 40 mM, such as about 5 mM to about 30 mM. Preferably, the phosphate buffer is present in the composition at a final concentration of about 5 mM to about 20 mM. In some aspects, the phosphate buffer is present in the composition at a final concentration of about 5 mM. In some aspects, the phosphate buffer is present in the

composition at a final concentration of about 50 mM. Most preferably, the phosphate buffer is present in the composition at a final concentration of about 20 mM.

In some aspects, the phosphate buffer is a sodium phosphate buffer. In some aspects, the phosphate buffer is disodium phosphate (Na_2HPO_4) or sodium dihydrogen phosphate (5 NaH_2PO_4), or a combination thereof.

In one aspect disodium phosphate is present in the composition at a final concentration of about 15 mM to about 19 mM, preferably between 18 mM and 19 mM.

In one aspect sodium dihydrogen phosphate is present in the isotonic parenteral pharmaceutical composition at a final concentration of about 1 mM to about 3 mM, preferably 10 between 1 mM and 2 mM.

In one aspect the disodium phosphate and sodium dihydrogen phosphate buffer components together are at a final concentration of about 5 mM to about 50 mM, preferably about 10 mM to about 40 mM, more preferably about 15 mM to about 30 mM. In a most preferred aspect the disodium phosphate and sodium dihydrogen phosphate buffer components together are 15 at a final concentration of about 20 mM.

In some aspects, the pH of a composition, such as an isotonic parenteral pharmaceutical composition, of this invention, is between about pH 6.0 and about pH 8.5, for example between about pH 6.0 and about pH 8.4, between about pH 6.0 and about pH 8.3, between about pH 6.0 and about pH 8.2, between about pH 6.0 and about pH 8.1 or between about 20 pH 6.0 and about pH 8.0. In some aspects, the pH is a pH of from about pH 6.5 to about pH 8.5. In one aspect the pH is preferably between about pH 7.0 to about pH 8.0. In some aspects, said pH of a composition, such as an isotonic parenteral pharmaceutical composition, of this invention, is between about pH 7.0 to about pH 8.0. In some aspects, said pH of a composition, such as an isotonic parenteral pharmaceutical composition, of this 25 invention, is about pH 7.0. In some aspects, said pH of a composition, such as an isotonic parenteral pharmaceutical composition, of this invention, is about pH 8.0. In some aspects, said pH of a composition of this invention is about pH 8.2. In some aspects, said pH of a composition of this invention is about pH 6.0. In some aspects, said pH of a composition of this invention is between about pH 7.0 and about pH 8.2, preferably about pH 7.5 or about 30 pH 8.2. In some aspects, said pH of a composition of this invention is between about pH 7.0 and about pH 8.2, preferably about pH 7.6 or about 8.0. In some aspects, said pH of a composition of this invention is between about pH 7.0 and about pH 8.2, preferably about pH 7.6 or about pH 7.7. In some aspects, said pH of a composition of this invention is between about pH 7.0 and about pH 8.2, preferably about pH 7.6. In some aspects, said pH of a

composition of this invention is between about pH 7.0 and about pH 8.2, preferably about pH 8.0. In some aspects, said pH of a composition of this invention is between about pH 7.0 and about pH 8.2, preferably about pH 7.0. In a preferred aspect the pH is about 8.0.

5 In some aspects, in the composition of the invention the pH is adjusted with either NaOH or HCl as needed.

Tonicity and tonicity agents

In some aspects, the composition of this invention is an isotonic parenteral pharmaceutical composition.

10 In some aspects, the composition of this invention comprising one or more GLP-1/GLP-2 dual agonist comprising formula A or B is isotonic. In some aspects, the composition of this invention comprising one or more GLP-1/GLP-2 dual agonist comprising SEQ ID NO: 1 is isotonic.

15 In some embodiments, the osmolality of the compositions of this invention is about 300 ± 120 mOsmol/kg. In some embodiments, the osmolality of the compositions of this invention is about 290 ± 70 mOsmol/kg. In some embodiments, the osmolality of the compositions of this invention is about 230 mOsmol/kg to about 370 mOsmol/kg. In some embodiments, the osmolality of the compositions of this invention is about 280 mOsmol/kg to about 320 mOsmol/kg. In some embodiments the osmolality of the compositions of this invention is about 290 mOsmol/kg to about 320 mOsmol/kg.

20 In some aspects, the composition of this invention, such as an isotonic parenteral pharmaceutical composition of this invention, comprises one or more tonicity agent.

25 The term "tonicity agent" refers to excipients added to the composition according to the invention in order to achieve isotonicity relative to bodily fluids. A range of ionic and non-ionic tonicity agents are used in pharmaceutical compositions. Non-ionic tonicity agents may be selected from dextrose, propylene glycol, glyceryl, mannitol, such as D-mannitol and sorbitol. Ionic tonicity agents may include, alkali metals or earth metal halides, such as CaCl_2 , KBr, KCl, LiCl, NaCl, NaBr, NaCl, Na_2SO_4 . In one aspect the tonicity agent may be selected from mannitol, NaCl and propylene glycol.

30 "Ionic compounds" are two or more ions held together by attraction. An example of an ionic compound is table salt. It consists of positive sodium ions and negative chloride ions. They have high melting and boiling points and are hard or brittle. They can also be dissolved in water. The definition for a "non-ionic compound" is that the chemical bonds in this compound are non-ionic. They usually have chemical bonds that share electron density.

In some aspects, the one or more tonicity agent comprises or is mannitol. Preferably, the one or more tonicity agent is D-mannitol. In some aspects, the mannitol, such as D-mannitol, is present in the composition of the invention at a concentration of from about 130 mM to about 330 mM, preferably from about 150 mM to about 300 mM, preferably 190 mM to about 240 mM. In some aspects, the mannitol, such as D-mannitol, is present in the composition of the invention at about 230 mM.

In some aspects, the one or more tonicity agent comprises or is NaCl. In some aspects, the NaCl is present in the composition of the invention at a concentration of from about 50 mM to about 450 mM, preferably from about 65 mM to about 165 mM. Preferably, the NaCl is present at a concentration of about 125 mM.

The term "isotonic" as used herein, refers to the tonicity relative to body fluids at the site of injection, i.e. *i.v.* or *s.c.*. Thus, the term "isotonic" is used to describe that the pharmaceutical composition has the same tonicity as body fluids at the injection site, such as red blood cells and/or blood plasma. Compositions with an osmolality of about 300 mOsmol/kg, such as about 280-320 mOsmol/kg or about 290-320 mOsmol/kg are considered as isotonic.

Isotonicity is important for parenteral pharmaceutical compositions, because a "hypotonic" solution causes a cell to swell, whereas a "hypertonic" solution causes a cell to shrink. Although it is related to osmolality, tonicity also takes into consideration the ability of the solute to cross the cell membrane.

20 **Compositions of the invention**

In some aspects, a composition of this invention, such as an isotonic parenteral pharmaceutical composition of this invention, comprises a solvent. In some aspects, the solvent is water.

In some aspects, a composition of this invention, such as an isotonic parenteral pharmaceutical composition of this invention, comprises a tonicity agent and a solvent.

In some aspects, a composition of this invention, such as an isotonic parenteral pharmaceutical composition of this invention, comprises a GLP-1/GLP-2 dual agonist comprising an amino acid sequence of formula A, benzalkonium chloride, benzoate or benzyl alcohol, and phosphate buffer.

In some aspects, a composition of this invention, such as an isotonic parenteral pharmaceutical composition of this invention, comprises a GLP-1/GLP-2 dual agonist comprising an amino acid sequence of formula A, benzoate and phosphate buffer.

In some aspects, a composition of this invention, such as an isotonic parenteral pharmaceutical composition of this invention, comprises a GLP-1/GLP-2 dual agonist comprising an amino acid sequence of formula A, benzalkonium chloride and phosphate buffer.

- 5 In some aspects, a composition of this invention, such as an isotonic parenteral pharmaceutical composition of this invention, comprises a GLP-1/GLP-2 dual agonist comprising an amino acid sequence of formula A, benzyl alcohol and phosphate buffer.

- In some aspects, a composition of this invention, such as an isotonic parenteral pharmaceutical composition of this invention, comprises a GLP-1/GLP-2 dual agonist
10 comprising an amino acid sequence of formula A, benzoate, phosphate buffer, and mannitol, such as D-mannitol.

- In some aspects, a composition of this invention, such as an isotonic parenteral pharmaceutical composition of this invention, comprises a GLP-1/GLP-2 dual agonist comprising an amino acid sequence of formula A, benzalkonium chloride, phosphate buffer,
15 and mannitol, such as D-mannitol.

In some aspects, a composition of this invention, such as an isotonic parenteral pharmaceutical composition of this invention, comprises a GLP-1/GLP-2 dual agonist comprising an amino acid sequence of formula A, benzyl alcohol, phosphate buffer, and mannitol, such as D-mannitol.

- 20 In some aspects, in a composition of this invention, such as an isotonic parenteral pharmaceutical composition of this invention, the GLP-1/GLP-2 dual agonist comprises an amino acid sequence of formula A, the preservative is benzalkonium chloride at a final concentration of from about 0.1 mg/mL to about 0.3 mg/mL, preferably about 0.2 mg/mL, or the preservative is benzyl alcohol at a final concentration of from about 0.2 mg/mL to about
25 20 mg/mL, or the preservative is benzoate at a final concentration of from about 1 mg/mL to about 9 mg/mL, preferably about 5 mg/mL, and the phosphate buffer is at a final concentration of about 5 mM to about 50 mM, preferably about 20 mM.

- In some aspects, in a composition of this invention, such as an isotonic parenteral pharmaceutical composition of this invention, the GLP-1/GLP-2 dual agonist comprises an
30 amino acid sequence of formula A, the preservative is benzoate at a final concentration of from about 1 mg/mL to about 9 mg/mL, preferably about 5 mg/mL, and the phosphate buffer is at a final concentration of about 5 mM to about 50 mM, preferably about 20 mM.

In some aspects, in a composition of this invention, such as an isotonic parenteral pharmaceutical composition of this invention, the GLP-1/GLP-2 dual agonist comprises an amino acid sequence of formula A, the preservative is benzalkonium chloride at a final concentration of from about 0.1 mg/mL to about 0.3 mg/mL, preferably about 0.2 mg/mL, and
5 the phosphate buffer is at a final concentration of about 5 mM to about 50 mM, preferably about 20 mM.

In some aspects, in a composition of this invention, such as an isotonic parenteral pharmaceutical composition of this invention, the GLP-1/GLP-2 dual agonist comprises an amino acid sequence of formula A, the preservative is benzyl alcohol at a final concentration
10 of from about 0.2 mg/mL to about 20 mg/mL, and the phosphate buffer is at a final concentration of about 5 mM to about 50 mM, preferably about 20 mM.

In some aspects, in a composition of this invention, such as an isotonic parenteral pharmaceutical composition of this invention, the GLP-1/GLP-2 dual agonist comprises an amino acid sequence of formula A at a concentration of from at least 1 mg/mL to about 33
15 mg/mL, preferably from about 1 mg/mL to about 25 mg/mL, preferably from about 2 mg/mL to about 25 mg/mL, the preservative is benzalkonium chloride at a final concentration of from about 0.1 mg/mL to about 0.3 mg/mL, preferably about 0.2 mg/mL, or the preservative is benzoate at a final concentration of from about 1 mg/mL to about 9 mg/mL, preferably about
20 5 mg/mL, or the preservative is benzyl alcohol at a final concentration of from about 0.2 mg/mL to about 20 mg/mL, and the phosphate buffer is at a final concentration of about 5 mM to about 50 mM, preferably about 20 mM.

In some aspects, in a composition of this invention, such as an isotonic parenteral pharmaceutical composition of this invention, the GLP-1/GLP-2 dual agonist comprises an amino acid sequence of formula A at a concentration of from at least 1 mg/mL to about 33
25 mg/mL, preferably from about 1 mg/mL to about 25 mg/mL, preferably from about 2 mg/mL to about 25 mg/mL, the preservative is benzoate at a final concentration of from about 1 mg/mL to about 9 mg/mL, preferably about 5 mg/mL, and the phosphate buffer is at a final concentration of about 5 mM to about 50 mM, preferably about 20 mM.

In some aspects, in a composition of this invention, such as an isotonic parenteral
30 pharmaceutical composition of this invention, the GLP-1/GLP-2 dual agonist comprises an amino acid sequence of formula A at a concentration of from at least 1 mg/mL to about 33 mg/mL, preferably from about 1 mg/mL to about 25 mg/mL, preferably from about 2 mg/mL to about 25 mg/mL, the preservative is benzalkonium chloride at a final concentration of from about 0.1 mg/mL to about 0.3 mg/mL, preferably about 0.2 mg/mL, and the phosphate buffer
35 is at a final concentration of about 5 mM to about 50 mM, preferably about 20 mM.

In some aspects, in a composition of this invention, such as an isotonic parenteral pharmaceutical composition of this invention, the GLP-1/GLP-2 dual agonist comprises an amino acid sequence of formula A at a concentration of from at least 1 mg/mL to about 33 mg/mL, preferably from about 1 mg/mL to about 25 mg/mL, preferably from about 2 mg/mL to about 25 mg/mL, the preservative is benzyl alcohol at a final concentration of from about 0.2 mg/mL to about 20 mg/mL, and the phosphate buffer is at a final concentration of about 5 mM to about 50 mM, preferably about 20 mM.

In some aspects, in a composition of this invention, such as an isotonic parenteral pharmaceutical composition of this invention, the GLP-1/GLP-2 dual agonist comprises an amino acid sequence of formula A, the preservative is benzoate at a final concentration of from about 1 mg/mL to about 9 mg/mL, preferably about 5 mg/mL, the phosphate buffer is at a final concentration of about 5 mM to about 50 mM, preferably about 20 mM, the tonicity agent is mannitol, such as D-mannitol, at a final concentration of from about 130 mM to about 330 mM, preferably about 150 mM to about 300 mM, preferably about 190 mM to about 240 mM, preferably about 230 mM.

In some aspects, in a composition of this invention, such as an isotonic parenteral pharmaceutical composition of this invention, the GLP-1/GLP-2 dual agonist comprises an amino acid sequence of formula A, the preservative is benzalkonium chloride at a final concentration of from about 0.1 mg/mL to about 0.3 mg/mL, preferably about 0.2 mg/mL, the phosphate buffer is at a final concentration of about 5 mM to about 50 mM, preferably about 20 mM, the tonicity agent is mannitol, such as D-mannitol, at a final concentration of from about 130 mM to about 330 mM, preferably about 150 mM to about 300 mM, preferably about 190 mM to about 240 mM, preferably about 230 mM.

In some aspects, in a composition of this invention, such as an isotonic parenteral pharmaceutical composition of this invention, the GLP-1/GLP-2 dual agonist comprises an amino acid sequence of formula A, the preservative is benzyl alcohol at a final concentration of from about 0.2 mg/mL to about 20 mg/mL, the phosphate buffer is at a final concentration of about 5 mM to about 50 mM, preferably about 20 mM, the tonicity agent is mannitol, such as D-mannitol, at a final concentration of from about 130 mM to about 330 mM, preferably about 150 mM to about 300 mM, preferably about 190 mM to about 240 mM, preferably about 230 mM.

In some aspects, in a composition of this invention, such as an isotonic parenteral pharmaceutical composition of this invention, the GLP-1/GLP-2 dual agonist comprises an amino acid sequence of formula A, the preservative is benzalkonium chloride at a final concentration of from about 0.1 mg/mL to about 0.3 mg/mL, preferably about 0.2 mg/mL, or

the preservative is benzoate at a final concentration of from about 1 mg/mL to about 9 mg/mL, preferably about 5 mg/mL, or the preservative is benzyl alcohol at a final concentration of from about 0.2 mg/mL to about 20 mg/mL, the phosphate buffer is at a final concentration of about 5 mM to about 50 mM, preferably about 20 mM, the tonicity agent is mannitol, such as D-mannitol, at a final concentration of from about 130 mM to about 330 mM, preferably about 150 mM to about 300 mM, preferably about 190 mM to about 240 mM, preferably about 230 mM.

In some aspects, in a composition of this invention, such as an isotonic parenteral pharmaceutical composition of this invention, the GLP-1/GLP-2 dual agonist is CPD1OH or a pharmaceutically acceptable salt thereof, the preservative is benzoate at a final concentration of from about 1 mg/mL to about 9 mg/mL, preferably about 5 mg/mL, the phosphate buffer is at a final concentration of about 5 mM to about 50 mM, preferably about 20 mM, the tonicity agent is mannitol, such as D-mannitol, at a final concentration of from about 130 mM to about 330 mM, preferably about 150 mM to about 300 mM, preferably about 190 mM to about 240 mM, preferably about 230 mM.

In some aspects, in a composition of this invention, such as an isotonic parenteral pharmaceutical composition of this invention, the GLP-1/GLP-2 dual agonist is CPD1OH or a pharmaceutically acceptable salt thereof, the preservative is benzalkonium chloride at a final concentration of from about 0.1 mg/mL to about 0.3 mg/mL, preferably about 0.2 mg/mL, the phosphate buffer is at a final concentration of about 5 mM to about 50 mM, preferably about 20 mM, the tonicity agent is mannitol, such as D-mannitol, at a final concentration of from about 130 mM to about 330 mM, preferably about 150 mM to about 300 mM, preferably about 190 mM to about 240 mM, preferably about 230 mM.

In some aspects, in a composition of this invention, such as an isotonic parenteral pharmaceutical composition of this invention, the GLP-1/GLP-2 dual agonist is CPD1OH or a pharmaceutically acceptable salt thereof, the preservative is benzyl alcohol at a final concentration of from about 0.2 mg/mL to about 20 mg/mL, the phosphate buffer is at a final concentration of about 5 mM to about 50 mM, preferably about 20 mM, the tonicity agent is mannitol, such as D-mannitol, at a final concentration of from about 130 mM to about 330 mM, preferably about 150 mM to about 300 mM, preferably about 190 mM to about 240 mM, preferably about 230 mM.

In some aspects, in a composition of this invention, such as an isotonic parenteral pharmaceutical composition of this invention, the GLP-1/GLP-2 dual agonist is CPD1OH or a pharmaceutically acceptable salt thereof, preferably at a concentration of from at least 1 mg/mL to about 33 mg/mL, preferably from about 1 mg/mL to about 25 mg/mL, preferably

from about 2 mg/mL to about 25 mg/mL, the preservative is benzoate at a final concentration of from about 1 mg/mL to about 9 mg/mL, preferably about 5 mg/mL, the phosphate buffer is at a final concentration of about 5 mM to about 50 mM, preferably about 20 mM, the tonicity agent is mannitol, such as D-mannitol, at a final concentration of from about 130 mM to about 330 mM, preferably about 150 mM to about 300 mM, preferably about 190 mM to about 240 mM, preferably about 230 mM.

In some aspects, in a composition of this invention, such as an isotonic parenteral pharmaceutical composition of this invention, the GLP-1/GLP-2 dual agonist is CPD1OH or a pharmaceutically acceptable salt thereof, preferably at a concentration of from at least 1 mg/mL to about 33 mg/mL, preferably from about 1 mg/mL to about 25 mg/mL, preferably from about 2 mg/mL to about 25 mg/mL, the preservative is benzalkonium chloride at a final concentration of from about 0.1 mg/mL to about 0.3 mg/mL, preferably about 0.2 mg/mL, the phosphate buffer is at a final concentration of about 5 mM to about 50 mM, preferably about 20 mM, the tonicity agent is mannitol, such as D-mannitol, at a final concentration of from about 130 mM to about 330 mM, preferably about 150 mM to about 300 mM, preferably about 190 mM to about 240 mM, preferably about 230 mM.

In some aspects, in a composition of this invention, such as an isotonic parenteral pharmaceutical composition of this invention, the GLP-1/GLP-2 dual agonist is CPD1OH or a pharmaceutically acceptable salt thereof, preferably at a concentration of from at least 1 mg/mL to about 33 mg/mL, preferably from about 1 mg/mL to about 25 mg/mL, preferably from about 2 mg/mL to about 25 mg/mL, the preservative is benzyl alcohol at a final concentration of from about 0.2 mg/mL to about 20 mg/mL, the phosphate buffer is at a final concentration of about 5 mM to about 50 mM, preferably about 20 mM, the tonicity agent is mannitol, such as D-mannitol, at a final concentration of from about 130 mM to about 330 mM, preferably about 150 mM to about 300 mM, preferably about 190 mM to about 240 mM, preferably about 230 mM.

In some aspects, in a composition of this invention, such as an isotonic parenteral pharmaceutical composition of this invention, the GLP-1/GLP-2 dual agonist is CPD1OH or a pharmaceutically acceptable salt thereof, the preservative is benzoate at a final concentration of about 5 mg/mL, the phosphate buffer is at a final concentration of about 20 mM, the tonicity agent is mannitol, such as D-mannitol.

In some aspects, in a composition of this invention, such as an isotonic parenteral pharmaceutical composition of this invention, the GLP-1/GLP-2 dual agonist is CPD1OH or a pharmaceutically acceptable salt thereof, the preservative is benzalkonium chloride at a final

concentration of about 0.2 mg/mL, the phosphate buffer is at a final concentration of about 20 mM, the tonicity agent is mannitol, such as D-mannitol.

In some aspects, in a composition of this invention, such as an isotonic parenteral pharmaceutical composition of this invention, the GLP-1/GLP-2 dual agonist is CPD1OH or a
5 pharmaceutically acceptable salt thereof, the preservative is benzyl alcohol at a final concentration of about 0.2 mg/mL, the phosphate buffer at a final concentration of about 20 mM, the tonicity agent is mannitol, such as D-mannitol, at a final concentration of about 230 mM.

In some aspects, the composition of this invention can comprise the preservative benzyl
10 alcohol or benzalkonium chloride as described herein.

Indications

In some aspects, a pharmaceutical composition of this invention is administered to human subjects in the need of prophylaxis or treatment of intestinal damage and dysfunction, regulation of body weight, and prophylaxis or treatment of metabolic dysfunction.

15 In some aspects, a pharmaceutical composition of this invention is administered to human subjects in the need of prophylaxis or treatment of malabsorption, ulcers (e.g. peptic ulcers, Zollinger-Ellison Syndrome, drug-induced ulcers, and ulcers related to infections or other pathogens), short-bowel syndrome, cul-de-sac syndrome, inflammatory bowel disease (Crohns disease and ulcerative colitis), irritable bowel syndrome (IBS), pouchitis, celiac
20 sprue (for example arising from gluten induced enteropathy or celiac disease), tropical sprue, hypogammaglobulinemic sprue, mucositis induced by chemotherapy or radiation therapy, diarrhoea induced by chemotherapy or radiation therapy, low grade inflammation, metabolic endotoxemia, necrotising enterocolitis, primary biliary cirrhosis, hepatitis, fatty liver disease (including parental nutrition associated gut atrophy, PNALD (Parenteral Nutrition-Associated
25 Liver Disease), NAFLD (Non-Alcoholic Fatty Liver Disease) and NASH (Non-Alcoholic Steatohepatitis)), or gastrointestinal side-effects of inflammatory conditions such as pancreatitis or graft versus host disease (GVHD).

In some aspects, a pharmaceutical composition of this invention is administered to human subjects in the need of prophylaxis or treatment of obesity, morbid obesity, obesity-linked
30 gallbladder disease, obesity-induced sleep apnoea, inadequate glucose control, glucose tolerance, dyslipidaemia (e.g. elevated LDL levels or reduced HDL/LDL ratio), diabetes (e.g. Type 2 diabetes, gestational diabetes), pre-diabetes, metabolic syndrome or hypertension.

In some aspects, a pharmaceutical composition of this invention is administered to human subjects to facilitate biological effects selected from the group consisting of: increasing intestinal mass, improving intestinal function (especially intestinal barrier function), increasing intestinal blood flow, repairing intestinal damage or dysfunction in a subject in need thereof.

- 5 In some aspects, a pharmaceutical composition of this invention is administered to human subjects in the need of prophylaxis or treatment of intestinal dysfunction or damage caused by or associated with GVHD, as well as prophylaxis or treatment of side effects such as diarrhoea caused by or associated with GVHD.

- 10 In some aspects, a pharmaceutical composition of this invention is administered to human subjects in the need prophylaxis or treatment of obesity, morbid obesity, obesity-linked gallbladder disease and obesity-induced sleep apnoea.

- In some aspects, a pharmaceutical composition of this invention is administered to human subjects in the need of improving glucose tolerance and/or glucose control. In some aspects, a pharmaceutical composition of this invention is administered to human subjects in the need
15 of modulating (e.g. improving) circulating cholesterol levels, being capable of lowering circulating triglyceride or LDL levels, and increasing HDL/LDL ratio.

Administration

- In some aspects, a pharmaceutical composition of this invention is an aqueous composition. In some aspects, a pharmaceutical composition of this invention is suitable for parenteral
20 administration performed by subcutaneous (*s.c.*), intramuscular (*i.m.*) or intravenous (*i.v.*) injection by means of a syringe, optionally a pen-like syringe. In some aspects, a pharmaceutical composition of this invention is suitable for *s.c.* injection into human subjects. In some aspects, a pharmaceutical composition of this invention is suitable for *i.v.* injection
into human subjects.

- 25 In some aspects, the isotonic parenteral pharmaceutical composition of this invention is suitable for a single dose administration. In some aspects the isotonic parenteral pharmaceutical composition of is injection is suitable for injection in a single use device. In some aspects, the single use device is selected from an injector pen or single use syringe. In some aspects, the isotonic parenteral pharmaceutical composition of this invention is for or
30 suitable for a multi dose administration.

In some aspects the isotonic parenteral pharmaceutical composition of this invention is administered by *s.c.* injection into human subjects in a volume allowing for a total amount of from about 1 mg to about 25 mg of GLP-1/GLP-2 dual agonist to be delivered to the subject.

In some aspects the isotonic parenteral pharmaceutical composition of this invention is administered by s.c. injection into human subjects in a volume allowing for a total amount of about 1 mg or more of GLP-1/GLP-2 dual agonist to be delivered to the subject. In some aspects the isotonic parenteral pharmaceutical composition of this invention is administered by s.c. injection into human subjects in a volume allowing for a total amount of about 2 mg or more of GLP-1/GLP-2 dual agonist to be delivered to the subject, preferably in a volume allowing for a total amount of about 2 mg to about 10 mg of GLP-1/GLP-2 dual agonist to be delivered to the subject. In some aspects the isotonic parenteral pharmaceutical composition of this invention is administered by s.c. injection into human subjects in a volume allowing for a total amount of about 1 mg or more of GLP-1/GLP-2 dual agonist to be delivered to the subject. In some aspects the isotonic parenteral pharmaceutical composition of this invention is administered by s.c. injection into human subjects in a volume allowing for a total amount of about 2 mg or more of GLP-1/GLP-2 dual agonist to be delivered to the subject. In some aspects the isotonic parenteral pharmaceutical composition of this invention is administered by s.c. injection into human subjects in a volume allowing for a total amount of about 3 mg or more of GLP-1/GLP-2 dual agonist to be delivered to the subject. In some aspects the isotonic parenteral pharmaceutical composition of this invention is administered by s.c. injection into human subjects in a volume allowing for a total amount of about 4 mg or more of GLP-1/GLP-2 dual agonist to be delivered to the subject. In some aspects the isotonic parenteral pharmaceutical composition of this invention is administered by s.c. injection into human subjects in a volume allowing for a total amount of about 5 mg or more of GLP-1/GLP-2 dual agonist to be delivered to the subject. In some aspects the isotonic parenteral pharmaceutical composition of this invention is administered by s.c. injection into human subjects in a volume allowing for a total amount of about 6 mg or more of GLP-1/GLP-2 dual agonist to be delivered to the subject. In some aspects the isotonic parenteral pharmaceutical composition of this invention is administered by s.c. injection into human subjects in a volume allowing for a total amount of about 9 mg or more of GLP-1/GLP-2 dual agonist to be delivered to the subject. In some aspects the isotonic parenteral pharmaceutical composition of this invention is administered by s.c. injection into human subjects in a volume allowing for a total amount of about 10 mg or more of GLP-1/GLP-2 dual agonist to be delivered to the subject. In some aspects the isotonic parenteral pharmaceutical composition of this invention is administered by s.c. injection into human subjects in a volume allowing for a total amount of about 11, 12, 13, 14, 15, 16, 17, 18, 19, 20, 21, 22, 23, 24, or 25 mg or more of GLP-1/GLP-2 dual agonist to be delivered to the subject.

Biological activity

In some aspects, peptides comprised in pharmaceutical compositions of this invention are peptides according to formula A and SEQ ID NO: 1 which have previously been described in patent application WO2018104561, which describes the compounds, their preparation and purification and biologic activity (Table 5, WO2018104561). Example 2 in WO2018104561 includes data on *in vitro* potency on the GLP-1 and GLP-2 receptor.

Chemical stability: purity

The compositions of this invention, such as isotonic parenteral pharmaceutical compositions of this invention, provide good chemical stability. In other words, in compositions of this invention, the GLP-1/GLP-2 dual agonist remains chemically stable during storage. Chemical stability may be comparable relative to an equivalent composition which does not comprise the preservative according to the invention as described herein.

In some aspects, the composition of this invention has good relative purity. Relative purity may be comparable relative to an equivalent composition which does not comprise the preservative according to the invention as described herein.

Where the "chemical stability" of a composition of this invention is referred to herein, this means the chemical stability of the GLP-1/GLP-2 dual agonist comprised in the composition. In some aspects, chemical stability of the GLP-1/GLP-2 dual agonist is determined using ASSAY I described herein.

The chemical stability at time point Y of the GLP-1/GLP-2 dual agonist in any of the tested compositions disclosed herein can be expressed as the relative purity X^Y of the GLP-1/GLP-2 dual agonist and is determined by measuring the absolute purity X' of the GLP-1/GLP-2 dual agonist and normalising it to the absolute purity X^0 of the GLP-1/GLP-2 dual agonist at day zero (day 0), wherein said absolute purities are determined by HPLC at a given time point Y by identifying the purity of peak corresponding to the GLP-1/GLP-2 dual agonist.

Thus, at day zero (day 0), the absolute purity X' is the same as the absolute purity X^0 and thus chemical stability of a GLP-1/GLP-2 dual agonist in the tested composition, expressed as the relative purity $X^Y = 100\%$, wherein $Y = \text{day } 0$.

Relative purity can be calculated the following way:

$$X^Y = (X'/X^0) * 100$$

wherein X is the relative purity at a given time point Y , X^0 is the absolute purity on day 0 and X' is the absolute purity on the given time point Y ,

wherein the absolute purity X^0 or X' of the GLP-1/GLP-2 dual agonist in the tested composition are determined by HPLC, identifying the purity of peak corresponding to the
5 GLP-1/GLP-2 dual agonist.

Relative purity at a given time point may be calculated by multiplying the purity slope by the number of weeks of storage, and subtracting the modulus of this value from 100%.

In some aspects, the pharmaceutical compositions of this invention lead to a relative purity of said one or more GLP-1/GLP-2 dual agonist, such as CPD1 or any pharmaceutically
10 acceptable salt thereof, of at least about 85%, 86%, 87%, 88%, 89%, 90%, 91%, 92%, 93%, 94%, 95%, 96%, 97%, 98% or 99%, for example after at least 2 weeks storage, for example at 40°C. In some aspects, the pharmaceutical compositions of this invention lead to a relative purity of said one or more GLP-1/GLP-2 dual agonist, such as CPD1 or any pharmaceutically
15 acceptable salt thereof, of at least about 85%, 86%, 87%, 88%, 89%, 90%, 91%, 92%, 93%, 94%, 95%, 96%, 97%, 98% or 99%, for example after at least 26 weeks storage, for example at 25°C. In some aspects, the pharmaceutical compositions of this invention lead to a relative purity of said one or more GLP-1/GLP-2 dual agonist, such as CPD1 or any pharmaceutically
20 acceptable salt thereof, of at least about 85%, 86%, 87%, 88%, 89%, 90%, 91%, 92%, 93%, 94%, 95%, 96%, 97%, 98% or 99%, for example after at least 52 weeks storage, for example at 5°C.

Chemical stability: Oligomerisation

Peptides in solution can aggregate to form therapeutically inactive covalently linked oligomers. Peptide oligomerisation may be measured using size exclusion chromatography (SEC), such as described in ASSAY II herein.

25 It was surprisingly found that GLP-1/GLP-2 dual agonists in compositions comprising particular preservatives oligomerise less if the composition comprises phosphate buffer rather than tris buffer.

Relative total non-oligomerised peptide at a given time point may be calculated by multiplying the oligomer slope by the number of weeks of storage, and subtracting the modulus of this
30 value from 100%.

In some aspects, the pharmaceutical compositions of this invention lead to a relative total non-oligomerised peptide (monomer) of said one or more GLP-1/GLP-2 dual agonist, such as CPD1 or any pharmaceutically acceptable salt thereof, of at least about 85%, 86%, 87%,

88%, 89%, 90%, 91%, 92%, 93%, 94%, 95%, 96%, 97%, 98% or 99%, for example after at least 2 weeks storage, for example at 40°C. In some aspects, the pharmaceutical compositions of this invention lead to a relative total non-oligomerised peptide of said one or more GLP-1/GLP-2 dual agonist, such as CPD1 or any pharmaceutically acceptable salt thereof, of at least about 85%, 86%, 87%, 88%, 89%, 90%, 91%, 92%, 93%, 94%, 95%, 96%, 97%, 98% or 99%, for example after at least 26 weeks storage, for example at 25°C. In some aspects, the pharmaceutical compositions of this invention lead to a relative total non-oligomerised peptide of said one or more GLP-1/GLP-2 dual agonist, such as CPD1 or any pharmaceutically acceptable salt thereof, of at least about 85%, 86%, 87%, 88%, 89%, 90%, 91%, 92%, 93%, 94%, 95%, 96%, 97%, 98% or 99%, for example after at least 52 weeks storage, for example at 5°C.

Various analytical techniques for measuring peptide stability are available in the art and are reviewed in *Peptide and Protein Drug Delivery*, 247-301, Vincent Lee Ed., Marcel Dekker, Inc., New York, N.Y., Pubs. (1991) and Jones, A. *Adv. Drug Delivery Rev.* 10: 29-90 (1993), for example.

LIST OF ABBREVIATIONS

Abbreviation	Explanation
<i>i.v.</i>	Intravenous
<i>s.c.</i>	Subcutaneous
HPLC	High-performance liquid chromatography
ND	Not determined
N.P.	No particulates
part/cont	Particles per container
RP-HPLC	Reverse Phase High-performance liquid chromatography
CPD	Compound
SEQ ID NO	Sequence identification number

TERMS & DEFINITIONS

When using terms such as "about" and "approximately" in relation to numerical values, the skilled person should immediately recognise that any effect or result, which may be associated with the given values can be obtained within a certain tolerance from the particular values. The term "about" as used herein thus means in reasonable vicinity of the stated numerical value, such as plus or minus 10%. When the term "about" is used about the chemical stability in this patent application, the reasonable vicinity will be below 2%, such as 0.5% or 0.75%, 1% or 1.5%.

The term "solvent" as used herein is meant to be a substance that dissolves a solute (a chemically distinct liquid, solid or gas), resulting in a solution. A solvent is usually a liquid but

can also be a solid, a gas, or a supercritical fluid. Solvents are generally classified by the polarity, and considered either polar or non-polar, as indicated by the dielectric constant. Generally, solvents with dielectric constants greater than about 5 are considered "polar" and those with dielectric constants less than 5 are considered "non-polar".

5 It will be understood that the terms "comprise" and "include" and any of their derivatives (e.g. comprises, comprising, includes, including) as used in this specification, and the claims that follow, is to be taken to be inclusive of features to which the term refers, and is not meant to exclude the presence of any additional features unless otherwise stated or implied.

NON-LIMITING ASPECTS OF THE INVENTION

0 The following part of the description comprises particular, non-limiting aspects of the invention. The aspects described below may be combined with any of the aspects of the invention described above and below and herein

1. A composition comprising:

(a) one or more GLP-1/GLP-2 dual agonist comprising general formula A:

5 H[Aib]EG-X5-F-X7-SELATILD-[Ψ]-QAARDFIAWLI-X28-HKITD (A),

wherein X5 is T or S; X7 is T or S; X28 is Q, E, A, H, Y, L, K, R or S; and at least one of X5 and X7 is T,

wherein [Ψ] indicates an L or D lysine residue in which an albumin binding moiety is conjugated to the GLP-1/GLP-2 dual agonist, and

0 wherein said albumin binding moiety is [K([17-carboxy-heptadecanoyl]-isoGlu)];

(b) one or more preservative, wherein the one or more preservative is or comprises benzoate, benzalkonium chloride and/or benzyl alcohol; and

(c) phosphate buffer.

2. The composition according to aspect 1, wherein the composition is an isotonic parenteral
25 pharmaceutical composition.

3. The composition according to any one of the preceding aspect, wherein the one or more preservative comprises or is benzoate, preferably wherein the benzoate is present at a concentration of from about 1 mg/mL to about 9 mg/mL, more preferably wherein the benzoate is present at a concentration of about 5 mg/mL.

30 4. The composition according to any one of the preceding aspects, wherein the one or more preservative comprises or is benzalkonium chloride, preferably wherein the benzalkonium chloride is present at a concentration of from about 0.1 mg/mL to about 0.3 mg/mL, more preferably wherein the benzalkonium chloride is present at a concentration of about 0.2 mg/mL.

5. The composition according to any one of the preceding aspects, wherein the one or more preservative comprises or is benzyl alcohol, preferably wherein the benzyl alcohol is present at a concentration of from about 0.2 mg/mL to about 20 mg/mL, more preferably wherein the benzalkonium chloride is present at a concentration of from about 1 mg/mL to about 9 mg/mL.
6. The composition according to any one of the preceding aspects, wherein the phosphate buffer is present at a concentration of from about 5 mM to about 50 mM, preferably wherein the phosphate buffer is present at a concentration of from about 5 mM to about 20 mM, more preferably wherein the phosphate buffer is present at a concentration of about 20 mM.
7. The composition according to any one of the preceding aspects, wherein the phosphate buffer is a sodium phosphate buffer, preferably wherein the sodium phosphate buffer is selected from disodium phosphate or sodium dihydrogen phosphate, or a combination thereof.
8. The composition according to any one of the preceding aspects, wherein the composition has a pH of from about pH 6.0 to about pH 8.5, such as from about pH 6.5 to about pH 8.5, such as from about pH 6.0 to about pH 8.2, preferably a pH of from about pH 7.0 to about pH 8.0, more preferably a pH of about pH 8.0.
9. The composition according to any one of the preceding aspects, wherein the one or more GLP-1/GLP-2 dual agonist is of the general formula B:
H[Aib]EG-X5-FT-SELATILD-[Ψ]-QAARDFIAWLI-X28-HKITD (B),
wherein X5 is T or S; X28 is Q, E, A, H, Y, L, K, R or S and
wherein [Ψ] indicates an L or D lysine residue in which the albumin binding moiety is conjugated to the GLP-1/GLP-2 dual agonist and
wherein said albumin binding moiety is [K([17-carboxy-heptadecanoyl]-isoGlu)].
10. The composition according any one of the preceding aspects, wherein the one or more GLP-1/GLP-2 dual agonist comprises the sequence:
H[Aib]EGSFTSELATILD[Ψ]QAARDFIAWLIQHKITD (SEQ ID NO: 1).
11. The composition according to any one of the preceding aspects, wherein the one or more GLP-1/GLP-2 dual agonist is:
Hy-H[Aib]EGSFTSELATILD[K([17-carboxy-heptadecanoyl]-isoGlu)]QAARDFIAWLIQHKITD-OH (CPD1OH); or

Hy-H[Aib]EGSFTSELATILD[K([17-carboxy-heptadecanoyl]-
isoGlu)]QAARDFIAWLIQHKITD-NH₂ (CPD1NH₂),

or a pharmaceutically acceptable salt of CPD1OH or CPD1NH₂, preferably a chloride salt of CPD1OH or CPD1NH₂.

5

12. The composition according to any one of the preceding aspects, wherein the GLP-1/GLP-2 dual agonist is present at a concentration of at least about 1 mg/mL, preferably a concentration of from about 1 mg/mL to about 33 mg/mL, such as a concentration of from about 2 mg/mL to about 33 mg/mL, such as a concentration of from about 1 mg/mL to about 25 mg/mL, such as a concentration of from about 6 mg/mL to about 25 mg/mL.

10

13. The composition according to aspect 12, wherein the GLP-1/GLP-2 dual agonist is present at a concentration of about 2 mg/mL.

15

14. The composition according to aspect 12, wherein the GLP-1/GLP-2 dual agonist is present at a concentration of about 10 mg/mL.

15. The composition according to aspect 12, wherein the GLP-1/GLP-2 dual agonist is present at a concentration of about 15 mg/mL.

20

16. The composition according to any one of the preceding aspects, wherein the composition further comprises one or more tonicity agent.

25

17. The composition according to aspect 16, wherein the one or more tonicity agent comprises or is mannitol, preferably D-mannitol.

18. The composition according to aspect 17, wherein the mannitol is present at a concentration of from about 130 mM to about 330 mM, preferably from about 150 mM to about 300 mM, preferably about 230 mM.

30

19. The composition according to aspect 16, wherein the one or more tonicity agent comprises or is NaCl, preferably wherein the NaCl is present at a concentration of from about 50 mM to about 450 mM, preferably from about 65 mM to about 165 mM, preferably about 125 mM.

35

20. The composition according to any one of the preceding aspects, wherein the osmolality of the composition is about 230 mOsmol/kg to about 370 mOsmol/kg.

21. The composition according to any one of the preceding aspects, wherein the composition further comprises a solvent, preferably water.
- 5 22. The composition according to any one of the preceding aspects, wherein the one or more preservative is benzalkonium chloride at a concentration of from about 0.1 mg/mL to about 0.3 mg/mL, preferably about 0.2 mg/mL, or wherein the one or more preservative is benzyl alcohol at a concentration of from about 0.2 mg/mL to about 20 mg/mL, preferably about 20 mg/mL, and wherein the phosphate buffer is at a concentration of about 5 mM to about 50
10 mM, preferably about 20 mM.
23. The composition according to any one of the preceding aspects, wherein the one or more preservative is benzoate at a concentration of from about 1 mg/mL to about 9 mg/mL,
15 preferably about 5 mg/mL, and wherein the phosphate buffer is at a concentration of about 5 mM to about 50 mM, preferably about 20 mM.
24. The composition according to any one of the preceding aspects, wherein the one or more preservative is benzalkonium chloride at a concentration of from about 0.1 mg/mL to about
20 0.3 mg/mL, preferably about 0.2 mg/mL, and wherein the phosphate buffer is at a concentration of about 5 mM to about 50 mM, preferably about 20 mM.
25. The composition according to any one of the preceding aspects, wherein the one or more preservative is benzyl alcohol at a concentration of from about 0.2 mg/mL to about 20
25 mg/mL, preferably about 20 mg/mL, and wherein the phosphate buffer is at a concentration of about 5 mM to about 50 mM, preferably about 20 mM.
26. The composition according to any one of the preceding aspects, wherein the one or more GLP-1/GLP-2 dual agonist is CPD1OH or CPD1NH₂, preferably CPD1OH, or a chloride salt
30 of CPD1OH or CPD1NH₂, preferably a chloride salt of CPD1OH, at a concentration of from about 1 mg/mL to about 33 mg/mL, preferably from about 1 mg/mL to about 25 mg/mL, preferably from about 6 mg/mL to about 25 mg/mL, wherein the one or more preservative is benzoate at a concentration of from about 1 mg/mL to about 9 mg/mL, preferably about 5 mg/mL, wherein the phosphate buffer is at a concentration of about 5 mM to about 50 mM,
35 preferably about 20 mM, and wherein the composition further comprises mannitol, preferably D-mannitol, at a concentration of about 230 mM, water, and sodium hydroxide and/or hydrochloric acid for pH adjustment to a pH of about pH 8.0.

27. The composition according to any one of the preceding aspects, wherein the one or more GLP-1/GLP-2 dual agonist is CPD1OH or CPD1NH₂, preferably CPD1OH, or a chloride salt of CPD1OH or CPD1NH₂, preferably a chloride salt of CPD1OH, at a concentration of from about 1 mg/mL to about 33 mg/mL, preferably from about 1 mg/mL to about 25 mg/mL, preferably from about 6 mg/mL to about 25 mg/mL, wherein the one or more preservative is benzalkonium chloride at a concentration of from about 0.1 mg/mL to about 0.3 mg/mL, preferably about 0.2 mg/mL, wherein the phosphate buffer is at a concentration of about 5 mM to about 50 mM, preferably about 20 mM, and wherein the composition further comprises mannitol, preferably D-mannitol, at a concentration of about 230 mM, water, and sodium hydroxide and/or hydrochloric acid for pH adjustment to a pH of about pH 8.0.

28. The composition according to any one of the preceding aspects, wherein the one or more GLP-1/GLP-2 dual agonist is CPD1OH or CPD1NH₂, preferably CPD1OH, or a chloride salt of CPD1OH or CPD1NH₂, preferably a chloride salt of CPD1OH, at a concentration of from about 1 mg/mL to about 33 mg/mL, preferably from about 1 mg/mL to about 25 mg/mL, preferably from about 6 mg/mL to about 25 mg/mL, wherein the one or more preservative is benzyl alcohol at a concentration of from about 1 mg/mL to about 9 mg/mL, wherein the phosphate buffer is at a concentration of about 5 mM to about 50 mM, preferably about 20 mM, and wherein the composition further comprises mannitol, preferably D-mannitol, at a concentration of about 230 mM, water, and sodium hydroxide and/or hydrochloric acid for pH adjustment to a pH of about pH 8.0.

29. The composition according to any one of the preceding aspects, wherein the composition is suitable for subcutaneous (*s.c.*) or intravenous (*i.v.*) injection into human subjects.

30. The composition according to any one of the preceding aspects, for use in:

- (i) increasing intestinal mass, improving intestinal function, increasing intestinal blood flow, or repairing intestinal damage or dysfunction, in a subject in need thereof; or
- (ii) the prophylaxis or treatment of malabsorption, ulcers, short-bowel syndrome, cul-de-sac syndrome, inflammatory bowel disease, irritable bowel syndrome, pouchitis, celiac sprue, tropical sprue, hypogammaglobulinemic sprue, mucositis induced by chemotherapy or radiation therapy, diarrhoea induced by chemotherapy or radiation therapy, low grade inflammation, metabolic endotoxemia, necrotising enterocolitis, primary biliary cirrhosis, hepatitis, fatty liver disease, or gastrointestinal side-effects of inflammatory conditions, in a subject in need thereof; or

(iii) reducing or inhibiting weight gain, reducing gastric emptying or intestinal transit, reducing food intake, reducing appetite, or promoting weight loss, in a subject in need thereof; or

(iv) the prophylaxis or treatment of obesity, morbid obesity, obesity-linked gallbladder disease, obesity-induced sleep apnoea, inadequate glucose control, glucose tolerance, dyslipidaemia, diabetes, pre-diabetes, metabolic syndrome or hypertension, in a subject in need thereof.

31. A method for preserving a composition comprising one or more GLP-1/GLP-2 dual agonist comprising general formula A:

10 H[Aib]EG-X5-F-X7-SELATILD-[Ψ]-QAARDFIAWLI-X28-HKITD (A),
wherein X5 is T or S; X7 is T or S; X28 is Q, E, A, H, Y, L, K, R or S; and at least one of X5 and X7 is T, and
wherein [Ψ] indicates an L or D lysine residue in which an albumin binding moiety is conjugated to the GLP-1/GLP-2 dual agonist, and
15 wherein the albumin binding moiety is [K([17-carboxy-heptadecanoyl]-isoGlu)];
wherein the composition comprises phosphate buffer; and
wherein the method comprises adding one or more preservative to the composition, wherein the wherein the one or more preservative comprises or is benzoate, benzalkonium chloride and/or benzyl alcohol.

20

32. Use of a preservative for preserving a composition comprising one or more GLP-1/GLP-2 dual agonist comprising general formula A:

H[Aib]EG-X5-F-X7-SELATILD-[Ψ]-QAARDFIAWLI-X28-HKITD (A),
wherein X5 is T or S; X7 is T or S; X28 is Q, E, A, H, Y, L, K, R or S; and at least one of X5
25 and X7 is T, and
wherein [Ψ] indicates an L or D lysine residue in which an albumin binding moiety is conjugated to the GLP-1/GLP-2 dual agonist, and
wherein said albumin binding moiety is [K([17-carboxy-heptadecanoyl]-isoGlu)];
wherein the composition comprises phosphate buffer; and
30 wherein the preservative comprises or is benzoate, benzalkonium chloride and/or benzyl alcohol.

GENERAL METHODS USED

METHOD I – Methods for preparation of GLP-1/GLP-2 dual agonists

The GLP-1/GLP-2 dual agonists were synthesised as described in Example 1 and under General Peptide Synthesis in patent application WO2018/104561.

- 5 CPD1 (corresponding to compound 18 in WO2018/104561) was synthesised using a Solid Phase Peptide Synthesis (SPPS) approach and standard Fmoc coupling methodologies. After completed synthesis, the peptide sequence was deprotected and cleaved from the solid support, and the crude peptide was purified using preparative reverse phase HPLC. The peptide was converted to an acceptable salt form (HCl, acetate or Na) and lyophilised to
10 provide the final CPD1 drug substance.

METHOD II – Method for preparation & analysis of pharmaceutical compositions

Sample solutions for laboratory scale

- The GLP-1/GLP-2 dual agonist drug substance (CPD1) was prepared according to METHOD I and dissolved in MilliQ water (MQW) to give a stock solution of 40 mg/mL active
15 pharmaceutical ingredient (API). pH was measured. This was followed by addition and mixing of the ingredients as illustrated in Tables 5-10 and pH was then adjusted using 1 M NaOH / HCl as needed to reach the appropriate pH. The final concentrations were 2 mg/mL or 10 mg/mL of the CPD1 as indicated in the tables and examples in this application. The laboratory scale compositions were prepared in volumes between 0.5 to about 2 mL.

- 20 For stability testing, the samples were stored at 5 °C for 52 weeks, 25 °C for 26 weeks or 40 °C for 2 weeks (as indicated in the Examples) in a dark room (i.e. lights switched off). Samples were analyzed by RP-HPLC and SEC-HPLC according to ASSAY I and II respectively.

ASSAY I – Measuring GLP-1/GLP-2 dual agonist purity & determining the normalised 25 GLP-1/GLP-2 dual agonist purity in % using RP-HPLC

- The chemical stability of a GLP-1/GLP-2 dual agonist (peptide) is herein expressed as the relative purity of the peptide peak (i.e. the main peptide peak) determined by HPLC at a given time point, and normalised to the absolute purity of the peptide peak (i.e. main peptide peak) at day zero (T=0), which is set to 100% normalised purity. The RP-HPLC method is
30 capable of detecting CPD1 degradation products (deamidation, isomerization, hydrolysis and racemization). The RP-HPLC method is not able to detect covalent oligomers, where two or

more CPD1 molecules are linked together through a covalent chemical bond – see ASSAY II for more information on detection of covalent oligomers.

The chemical stability of a GLP-1/GLP-2 dual agonist (peptide) prepared according to METHOD I comprised in a parenteral pharmaceutical composition as prepared according to
5 METHOD II are analysed according to the following method:

A Dionex Ultimate 3000 HPLC system (Thermo Fisher), giving a linear gradient, at a flow rate of 0.5 mL/min was used for the analysis. The mobile phase components consisted of 0.3% trifluoroacetic acid (TFA) in 90% acetonitrile / 10% MQW and 0.3% TFA in MQW. A wavelength of 215 nm was used for detection. Injection amount was 2 µg of peptide. The
10 column used for HPLC analysis was a Phenomenex Kinetex C18, 150 by 3.0 mm, 2.6 µm particle size. Runtime was 25 minutes.

Table 4 – RP-HPLC method details

Method file name	LP401.073.02
Column	Phenomenex Kinetex C18, 150 by 3.0 mm, 2.6 µm
Gradient (time; % B)	0;40, 20;70, 20.01;95, 22;95, 22.01;40, 25;40
Eluent A	0.3% TFA in MQW
Eluent B	0.3% TFA in MeCN
Flow Rate	0.500 mL/min
Injection Amount	2 µg
Column Temperature	25 °C
Auto Sampler Temp.	4 °C
UV detection	215 nm

The results are shown in Tables 5-10 as the degradation slope calculated from the
15 normalized purity results. The slope is a measure for how fast CPD1 degrades. A lower number (i.e. further from 0) represents higher degradation.

**ASSAY II – Method for evaluation of covalent oligomers by Size Exclusion
Chromatography (SEC)**

Size Exclusion Chromatography (SEC) experiments were carried out on a Dionex Ultimate
20 3000 HPLC system (Thermo Fisher), using isocratic elution with a flow rate of 0.5 mL/min. The mobile phase consisted of 0.1% TFA, 45% acetonitrile in MQW. A wavelength of 215 nm was used for detection. Injection amount was 2 µg of peptide. The column used for SEC analysis was a TSKgel SuperSW2000 (TOSOH Corporation), 4µm, 30 x 4.6 mm and the column temperature was 25°C. Runtime was 12 minutes.

25 The SEC method is able to detect covalent oligomers, where two or more CPD1 molecules are linked together through a covalent chemical bond.

The covalent oligomer data is presented in Tables 5-10. The data is presented as the slope calculated from the covalent oligomer results. The slope is a measure for how fast CPD1 form covalent oligomers. A higher number represents higher covalent oligomer formation.

EXAMPLES

- 5 These examples investigate the chemical stability and oligomerisation of CPD1 in compositions comprising different preservatives and buffers, stored at different temperatures, for different lengths of time.

CPD1 was produced according to METHOD I. Pharmaceutical compositions (i.e. Formulations) comprising different preservatives were prepared and stored according to
10 METHOD II. The peptide is CPD1OH, which is comprised of the amino acid sequence of formula A. CPD1OH may be interchangeable with CPD1NH₂.

Chemical stability of CPD1 is expressed as the slope of the relative purity of the peptide over time. The slope was determined by measuring absolute purity of the peptide peak (i.e. the main CPD1 peak) at each time point using HPLC as described in ASSAY I, then normalising
15 this value to the absolute purity of the peptide peak at T=0 (which was set to 100% purity) to give percentage relative purity at each time point. The slope over the full time-course was calculated from these relative purity values.

Oligomerisation of CPD1 is expressed as the slope of the proportion of covalent oligomers over time, as determined at each time point using ASSAY II.

20 **Example 1 – Chemical stability and oligomerisation of CPD1 in compositions comprising different preservatives**

In this example, compositions comprising no preservative, sodium benzoate, benzalkonium chloride or benzyl alcohol and either 2 mg/mL or 10 mg/mL peptide (Formulations A-H) were stored at 25 °C for 26 weeks or at 5 °C for 52 weeks. The compositions of Formulations A-H
25 are shown in Table 5, along with the chemical stability (purity) slope and oligomerisation slope for each storage temperature and period.

The total proportion of chemically stable, non-oligomerised CPD1 in each Formulation after storage can be calculated by subtracting the percentage of oligomerised peptide from the final percentage purity of the peptide. These results are shown in Table 6.

Example 2 – Chemical stability and oligomerisation of CPD1 in compositions comprising different preservatives stored for 2 weeks at 40 °C

In this example, compositions comprising no preservative, sodium benzoate (Formulations 1-10 – Table 7), benzalkonium chloride (Formulations 11-20 – Table 8) or benzyl alcohol (Formulations 21-30 – Table 9) and either tris (trisaminomethane) or phosphate buffer were stored for 2 weeks at 40 °C. The chemical stability (purity) slope and oligomerisation slope for each storage temperature and period are shown in Tables 7-9. Formulations not comprising a preservative are included as formulations 43-46.

The data show that use of phosphate buffer in a formulation with CPD1 decreases the amount of covalent oligomers in the presence of the preservatives benzyl alcohol, benzalkonium chloride and sodium benzoate compared to formulations of CPD1 comprising tris buffer.

Example 3 – Chemical stability and oligomerisation of CPD1 in compositions comprising different concentrations of preservatives and phosphate buffer stored for 2 weeks at 40 °C

In this example, compositions comprising different concentrations of benzoate (Formulations 31-34), benzalkonium chloride (Formulations 35-38) or benzyl alcohol (Formulations 39-42) and either 5 mM or 50 mM phosphate buffer were stored at 40 °C for 2 weeks. The chemical stability (purity) slope and oligomerisation slope for each storage temperature and period are shown in Tables 10.

The data show that the preservative concentration in the range of 1-9 mg/mL sodium benzoate, in the range of 0.1-0.3 mg/mL benzalkonium chloride and in the range of 1-9 mg/mL benzyl alcohol does not affect the purity or oligomerisation. However, phosphate concentration of 50 mM decreases the purity compared to 5 and 20 mM phosphate.

All publications mentioned in the above specification are herein incorporated by reference. Various modifications and variations of the described methods and system of the invention will be apparent to those skilled in the art without departing from the scope and spirit of the invention. Although the invention has been described in connection with specific preferred embodiments, it should be understood that the invention as claimed should not be unduly limited to such specific embodiments. Indeed, various modifications of the described modes for carrying out the invention which are obvious to those skilled in virology, molecular biology or related fields are intended to be within the scope of the following claims.

The reference to any prior art in this specification is not, and should not be taken as, an acknowledgement or any form of suggestion that such prior art forms part of the common general knowledge. _____

Table 5 – CPD1 purity and oligomerisation slopes for Formulations A-H

Formulation	Peptide conc. (mg/mL)	pH	phosphate (mM)	mannitol (mM)	sodium benzoate (mg/mL)	benzalkonium chloride (mg/mL)	benzyl alcohol (mg/mL)	purity slope 25 °C 26 weeks	purity slope 5 °C 52 weeks	oligomer slope 25 °C 26 weeks	oligomer slope 5 °C 52 weeks
A	10	8	20	230	-	-	-	-0.15	-0.004	0.06	0.005
B	10	8	20	230	5	-	-	-0.16	-0.005	0.06	0.005
C	10	8	20	230	-	0.2	-	-0.19	-0.005	0.04	0.003
D	10	8	20	230	-	-	20	-0.09	0.019	0.03	0.004
E	2	8	20	230	-	-	-	-0.21	-0.014	0.06	0.004
F	2	8	20	230	5	-	-	-0.17	0.011	0.05	0.005
G	2	8	20	230	-	0.2	-	-0.51	0.022	0.05	0.002
H	2	8	20	230	-	-	20	-0.21	-0.004	0.04	0.005

Table 6 – Percentage chemically stable, non-oligomerised CPD1 for Formulations A-H

Formulation	main peak purity after 52 weeks at 2-8 °C (%)	oligomers after 52 weeks at 2-8 °C (%)	total chemically stable, non-oligomerised CPD1 after 52 weeks at 2-8 °C (%)
A	99.7	0.9	98.8
B	99.5	0.9	98.6
C	99.5	0.8	98.7
D	102.6	0.8	101.8
E	99.5	0.9	98.6
F	98.4	0.9	98.5
G	99.5	0.7	98.8
H	98.7	0.9	97.8

Table 7 – Sodium benzoate preservative

Formulation #	Peptide Conc. [mg/mL]	pH	Tris [mM]	Phosphate [mM]	Sodium Benzoate [mg/ml]	Mannitol [mM]	NaCl [mM]	Propylene glycol [mg/mL]	Sucrose [mM]	Normalised purity slope [%/week] (2 weeks, 40 °C)	Oligomer slope [%/week] (2 weeks, 40 °C)
44	2	8	-	20	-	-	-	-	-	-1.1	0.2
43	2	8	-	20	-	230	-	-	-	-1.3	0.2
1	2	8	-	20	5	-	-	-	-	-3.5	0.1
2	2	8	-	20	5	230	-	-	-	-2.0	0.1
3	2	8	-	20	5	-	125	-	-	-1.9	0.1
4	2	8	-	20	5	-	-	14	-	-1.9	0.3
5	2	8	-	20	5	-	-	-	230	-2.0	0.4
46	2	8	20	-	-	-	-	-	-	-1.2	0.3
45	2	8	20	-	-	230	-	-	-	-1.4	0.4
6	2	8	20	-	5	-	-	-	-	-2.2	0.8
7	2	8	20	-	5	230	-	-	-	-3.7	0.4
8	2	8	20	-	5	-	125	-	-	-2.0	0.7
9	2	8	20	-	5	-	-	14	-	-1.9	0.7
10	2	8	20	-	5	-	-	-	230	-1.7	0.5

Table 8 – Benzalkonium chloride preservative

Formulation #	Peptide Conc. [mg/mL]	pH	Tris [mM]	Phosphate [mM]	Benzalkonium Chloride [mg/ml]	Mannitol [mM]	NaCl [mM]	Propylene glycol [mg/mL]	Sucrose [mM]	Normalised purity slope [%/week] (2 weeks, 40 °C)	Oligomer slope [%/week] (2 weeks, 40 °C)
44	2	8	-	20	-	-	-	-	-	-1.1	0.2
43	2	8	-	20	-	230	-	-	-	-1.3	0.2
11	2	8	-	20	0.2	-	-	-	-	-1.5	0.2
12	2	8	-	20	0.2	230	-	-	-	-1.5	0.2
13	2	8	-	20	0.2	-	125	-	-	-2.0	0.1
14	2	8	-	20	0.2	-	-	14	-	-1.6	0.3
15	2	8	-	20	0.2	-	-	-	230	-2.3	0.4
46	2	8	20	-	-	-	-	-	-	-1.2	0.3
45	2	8	20	-	-	230	-	-	-	-1.4	0.4
16	2	8	20	-	0.2	-	-	-	-	-2.0	0.5

17	2	8	20	-	0.2	230	-	-	-	-1.5	0.4
18	2	8	20	-	0.2	-	125	-	-	-1.7	0.5
19	2	8	20	-	0.2	-	-	14	-	-1.7	0.5
20	2	8	20	-	0.2	-	-	-	230	-1.4	0.3

Table 9 – Benzyl alcohol preservative

Formulation #	Peptide Conc. [mg/mL]	pH	Tris [mM]	Phosphate [mM]	Benzyl alcohol [mg/ml]	Mannitol [mM]	NaCl [mM]	Propylene glycol [mg/mL]	Sucrose [mM]	Normalised purity slope [%/week] (2 weeks, 40 °C)	Oligomer slope [%/week] (2 weeks, 40 °C)
44	2	8	-	20	-	-	-	-	-	-1.1	0.2
43	2	8	-	20	-	230	-	-	-	-1.3	0.2
21	2	8	-	20	20	-	-	-	-	-1.3	0.1
22	2	8	-	20	20	230	-	-	-	-1.5	0.2
23	2	8	-	20	20	-	125	-	-	-2.2	0.2
24	2	8	-	20	20	-	-	14	-	-1.7	0.2
25	2	8	-	20	20	-	-	-	230	-2.3	0.7
46	2	8	20	-	-	-	-	-	-	-1.2	0.3
45	2	8	20	-	-	230	-	-	-	-1.4	0.4
26	2	8	20	-	20	-	-	-	-	-2.0	0.7
27	2	8	20	-	20	230	-	-	-	-1.6	0.5
28	2	8	20	-	20	-	125	-	-	-2.0	0.6
29	2	8	20	-	20	-	-	14	-	-1.7	0.5
30	2	8	20	-	20	-	-	-	230	-1.7	0.3

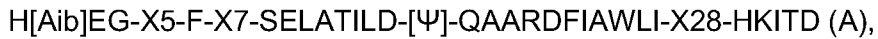
Table 10 – Sodium benzoate, benzalkonium chloride and benzyl alcohol preservatives at different concentrations

Formulation #	Peptide Conc. [mg/mL]	pH	Phosphate [mM]	Mannitol [mM]	Benzoate [mg/mL]	Benzalkonium chloride [mg/mL]	Benzyl alcohol [mg/mL]	Normalised purity slope [%/week] (2 weeks, 40 °C)	Oligomer slope [%/week] (2 weeks, 40 °C)
31	2	8	5	230	1	-	-	-1.5	0.2
32	2	8	5	230	9	-	-	-1.5	0.2
33	2	8	50	230	1	-	-	-2.0	0.2
34	2	8	50	230	9	-	-	-2.0	0.2
35	2	8	5	230	-	0.1	-	-1.5	0.2
36	2	8	5	230	-	0.3	-	-1.4	0.2
37	2	8	50	230	-	0.1	-	-2.0	0.2
38	2	8	50	230	-	0.3	-	-2.0	0.2
39	2	8	5	230	-	-	1	-1.3	0.2
40	2	8	5	230	-	-	9	-1.3	0.2
41	2	8	50	230	-	-	1	-1.9	0.2
42	2	8	50	230	-	-	9	-1.8	0.3

THE CLAIMS DEFINING THE INVENTION ARE AS FOLLOWS:

1. A composition comprising:

(a) one or more GLP-1/GLP-2 dual agonist comprising general formula A:



wherein X5 is T or S; X7 is T or S; X28 is Q, E, A, H, Y, L, K, R or S and at least one of X5 and X7 is T,

wherein [\Psi] indicates an L or D lysine residue in which an albumin binding moiety is conjugated to the GLP-1/GLP-2 dual agonist, and

wherein said albumin binding moiety is [K([17-carboxy-heptadecanoyl]-isoGlu)];

(b) one or more preservative, wherein the one or more preservative is or comprises benzoate, benzalkonium chloride and/or benzyl alcohol; and

(c) phosphate buffer.

2. The composition according to claim 1, wherein the composition is an isotonic parenteral pharmaceutical composition.

3. The composition according to any one of the preceding claims, wherein the one or more preservative comprises or is benzoate.

4. The composition according to claim 3, wherein the benzoate is present at a concentration of from about 1 mg/mL to about 9 mg/mL, or wherein the benzoate is present at a concentration of about 5 mg/mL.

5. The composition according to any one of the preceding claims, wherein the one or more preservative comprises or is benzalkonium chloride.

6. The composition according to claim 5, wherein the benzalkonium chloride is present at a concentration of from about 0.1 mg/mL to about 0.3 mg/mL, or wherein the benzalkonium chloride is present at a concentration of about 0.2 mg/mL.

7. The composition according to any one of the preceding claims, wherein the one or more preservative comprises or is benzyl alcohol.

8. The composition according to claim 7, wherein the benzyl alcohol is present at a concentration of from about 0.2 mg/mL to about 20 mg/mL, or wherein the benzyl alcohol is present at a concentration of from about 1 mg/mL to about 9 mg/mL.

9. The composition according to any one of the preceding claims, wherein the phosphate buffer is present at a concentration of from about 5 mM to about 50 mM.
10. The composition according to claim 9, wherein the phosphate buffer is present at a concentration of from about 5 mM to about 20 mM, or wherein the phosphate buffer is present at a concentration of about 20 mM.
11. The composition according to any one of the preceding claims, wherein the phosphate buffer is a sodium phosphate buffer.
12. The composition according to claim 11, wherein the sodium phosphate buffer is selected from disodium phosphate or sodium dihydrogen phosphate, or a combination thereof.
13. The composition according to any one of the preceding claims, wherein the composition has a pH of from about pH 6.0 to about pH 8.5.
14. The composition according to claim 13, wherein the composition has a pH of from about pH 6.5 to about pH 8.5, or from about pH 7.0 to about pH 8.0, or wherein the pH of the composition is about pH 8.0.
15. The composition according to any one of the preceding claims, wherein the one or more GLP-1/GLP-2 dual agonist is of the general formula B:
H[Aib]EG-X5-FT-SELATILD-[Ψ]-QAARDFIAWLI-X28-HKITD (B),
wherein X5 is T or S; X28 is Q, E, A, H, Y, L, K, R or S and
wherein [Ψ] indicates an L or D lysine residue in which the albumin binding moiety is conjugated to the GLP-1/GLP-2 dual agonist and
wherein said albumin binding moiety is [K([17-carboxy-heptadecanoyl]-isoGlu)].
16. The composition according any one of the preceding claims, wherein the one or more GLP-1/GLP-2 dual agonist comprises the sequence:
H[Aib]EGSFTSELATILD[Ψ]QAARDFIAWLIQHKITD (SEQ ID NO: 1).
17. The composition according to any one of the preceding claims, wherein the one or more GLP-1/GLP-2 dual agonist is:
Hy-H[Aib]EGSFTSELATILD[K([17-carboxy-heptadecanoyl]-isoGlu)]QAARDFIAWLIQHKITD-OH (CPD1OH); or

Hy-H[Aib]EGSFTSELATILD[K([17-carboxy-heptadecanoyl]-isoGlu)]QAARDFIAWLIQHKITD-NH₂ (CPD1NH₂),
or a pharmaceutically acceptable salt of CPD1OH or CPD1NH₂.

18. The composition of claim 17, wherein the one or more GLP-1/GLP-2 dual agonist is a chloride salt of CPD1OH or CPD1NH₂.

19. The composition according to any one of the preceding claims, wherein the GLP-1/GLP-2 dual agonist is present at a concentration of at least about 1 mg/mL.

20. The composition according to claim 19, wherein the GLP-1/GLP-2 dual agonist is present at a concentration of from about 1 mg/mL to about 33 mg/mL, or a concentration of from about 2 mg/mL to about 33 mg/mL, or a concentration of from about 1 mg/mL to about 25 mg/mL, or a concentration of from about 2 mg/mL to about 10 mg/mL.

21. The composition according to claim 19, wherein the GLP-1/GLP-2 dual agonist is present at a concentration of about 2 mg/mL, about 10 mg/mL or about 15 mg/mL.

22. The composition according to any one of the preceding claims, wherein the composition further comprises one or more tonicity agent.

23. The composition of claim 22, wherein the one or more tonicity agent is mannitol.

24. The composition of claim 23, wherein the one or more tonicity agent is D-mannitol.

25. The composition of claim 23 or 24, wherein the mannitol is present at a concentration of from about 130 mM to about 330 mM, or from about 150 mM to about 300 mM, or is present at a concentration of about 230 mM.

26. The composition according to claim 22, wherein the one or more tonicity agent comprises or is NaCl.

27. The composition of claim 26, wherein the NaCl is present at a concentration of about 50 mM to about 450 mM, or from about 65 mM to about 165 mM, or is present at a concentration of about 125 mM.

<220>
<221> MOD_RES
<222> (2)..(2)
<223> Aib

<220>
<221> MISC_FEATURE
<222> (5)..(5)
<223> Xaa is Thr or Ser

<220>
<221> MISC_FEATURE
<222> (7)..(7)
<223> Xaa is Thr or Ser

<220>
<221> MISC_FEATURE
<222> (16)..(16)
<223> Xaa is Lys or D-Lys in which an albumin binding moiety
[K([17-carboxy-heptadecanoyl]-isoGlu)] is conjugated to the
GLP-1/GLP-2 dual agonist

<220>
<221> MISC_FEATURE
<222> (28)..(28)
<223> Xaa is Gln, Glu, Ala, His, Tyr, Leu, Lys, Arg or Ser

<400> 2

His Xaa Glu Gly Xaa Phe Xaa Ser Glu Leu Ala Thr Ile Leu Asp Xaa
1 5 10 15

Gln Ala Ala Arg Asp Phe Ile Ala Trp Leu Ile Xaa His Lys Ile Thr
 20 25 30

Asp

<210> 3
<211> 33
<212> PRT
<213> Artificial Sequence

<220>
<223> GLP-1/GLP-2 dual agonist peptide (Formula B)

<220>
<221> MOD_RES

<222> (2)..(2)
<223> Aib

<220>
<221> MISC_FEATURE
<222> (5)..(5)
<223> Xaa is Thr or Ser

<220>
<221> MISC_FEATURE
<222> (16)..(16)
<223> Xaa is Lys or D-Lys in which an albumin binding moiety
[K([17-carboxy-heptadecanoyl]-isoGlu)] is conjugated to the
GLP-1/GLP-2 dual agonist

<220>
<221> MISC_FEATURE
<222> (28)..(28)
<223> Xaa is Gln, Glu, Ala, His, Tyr, Leu, Lys, Arg or Ser

<400> 3

His Xaa Glu Gly Xaa Phe Thr Ser Glu Leu Ala Thr Ile Leu Asp Xaa
1 5 10 15

Gln Ala Ala Arg Asp Phe Ile Ala Trp Leu Ile Xaa His Lys Ile Thr
 20 25 30

Asp