



US00D779768S

(12) **United States Design Patent**
Fretz et al.

(10) **Patent No.:** **US D779,768 S**

(45) **Date of Patent:** **** Feb. 21, 2017**

(54) **WINCH**

(71) Applicant: **Warn Industries, Inc.**, Clackamas, OR (US)

(72) Inventors: **Darren G. Fretz**, Oregon City, OR (US); **Bryan M. Averill**, Portland, OR (US); **Steven W. Shuyler**, Clackamas, OR (US); **Bryon M. Borotrager**, West Linn, OR (US); **Kyle A. Hartelt**, Portland, OR (US); **Glenda M. Steele**, Milwaukie, OR (US)

(73) Assignee: **Warn Industries, Inc.**, Clackamas, OR (US)

(**) Term: **15 Years**

(21) Appl. No.: **29/562,947**

(22) Filed: **Apr. 29, 2016**

Related U.S. Application Data

(62) Division of application No. 29/539,009, filed on Sep. 10, 2015, which is a division of application No. 29/483,214, filed on Feb. 26, 2014, now Pat. No. Des. 740,513, which is a division of application No. 29/426,013, filed on Jun. 29, 2012, now Pat. No. Des. 703,414.

(51) **LOC (10) Cl.** **12-05**

(52) **U.S. Cl.**

USPC **D34/33**

(58) **Field of Classification Search**

USPC D34/33; 254/362, 356, 372, 380, 901, 254/382, 374, 316
CPC B66D 1/14; B66D 1/38; B66D 1/28; B66D 1/04; B66D 1/22; B66D 1/39; B66D 1/7405; B66D 1/00; B66D 1/08; B66D 1/26; B66D 1/36; B66D 1/505; B66D 1/7484

See application file for complete search history.

(56) **References Cited**

U.S. PATENT DOCUMENTS

1,550,114 A	8/1925	Simpson	
2,360,713 A *	10/1944	Parker	254/337
2,365,141 A *	12/1944	Sully	254/270
3,190,617 A *	6/1965	Burrows	254/342
4,103,872 A *	8/1978	Hirasuka	254/356
5,098,068 A	3/1992	Jussila	
5,170,885 A *	12/1992	Guenther et al.	218/134

(Continued)

FOREIGN PATENT DOCUMENTS

CN	3360098	3/2004
CN	3534142	6/2006

(Continued)

Primary Examiner — Cynthia Ramirez

(74) *Attorney, Agent, or Firm* — Alleman Hall McCoy Russell & Tuttle LLP

(57) **CLAIM**

The ornamental design for a winch, as shown and described.

DESCRIPTION

FIG. 1 is a front perspective view of a winch showing our new design;

FIG. 2 is a front elevational view thereof;

FIG. 3 is a top plan view thereof;

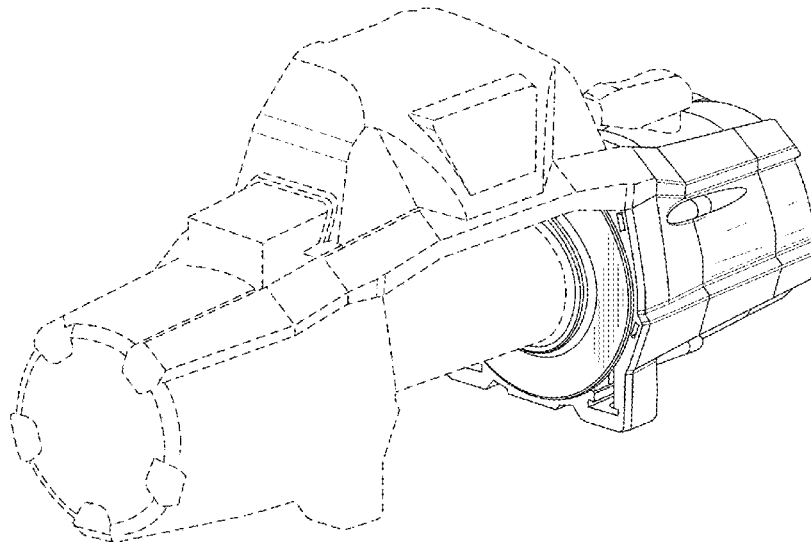
FIG. 4 is a right side elevational view thereof; and,

FIG. 5 is a left side elevational view thereof.

The bottom and rear of the winch are not considered to be ornamental and are not part of the claimed design.

The broken lines shown in the figures are included for the purpose of illustrating portions of the winch and form no part of the claimed design.

1 Claim, 4 Drawing Sheets



(56)

References Cited

U.S. PATENT DOCUMENTS

5,482,255	A *	1/1996	Daschel et al.	254/378
6,073,917	A *	6/2000	Plummer	254/389
D473,992	S	4/2003	Hodge	
6,601,828	B2	8/2003	Strbuncelj et al.	
6,604,731	B2 *	8/2003	Hodge	254/344
D489,157	S	4/2004	Lawson	
6,864,650	B2 *	3/2005	Heravi et al.	318/280
D550,924	S	9/2007	Huang	
D555,874	S	11/2007	Elliott et al.	
D597,105	S	7/2009	Geisler et al.	
D599,524	S	9/2009	Averill et al.	
7,891,641	B1	2/2011	Miller	
D703,414	S *	4/2014	Fretz et al.	D34/33
D740,513	S	10/2015	Fretz et al.	
2009/0134372	A1	5/2009	Giacomini et al.	

FOREIGN PATENT DOCUMENTS

CN	300821624	8/2008
CN	301923099 S	5/2012

* cited by examiner

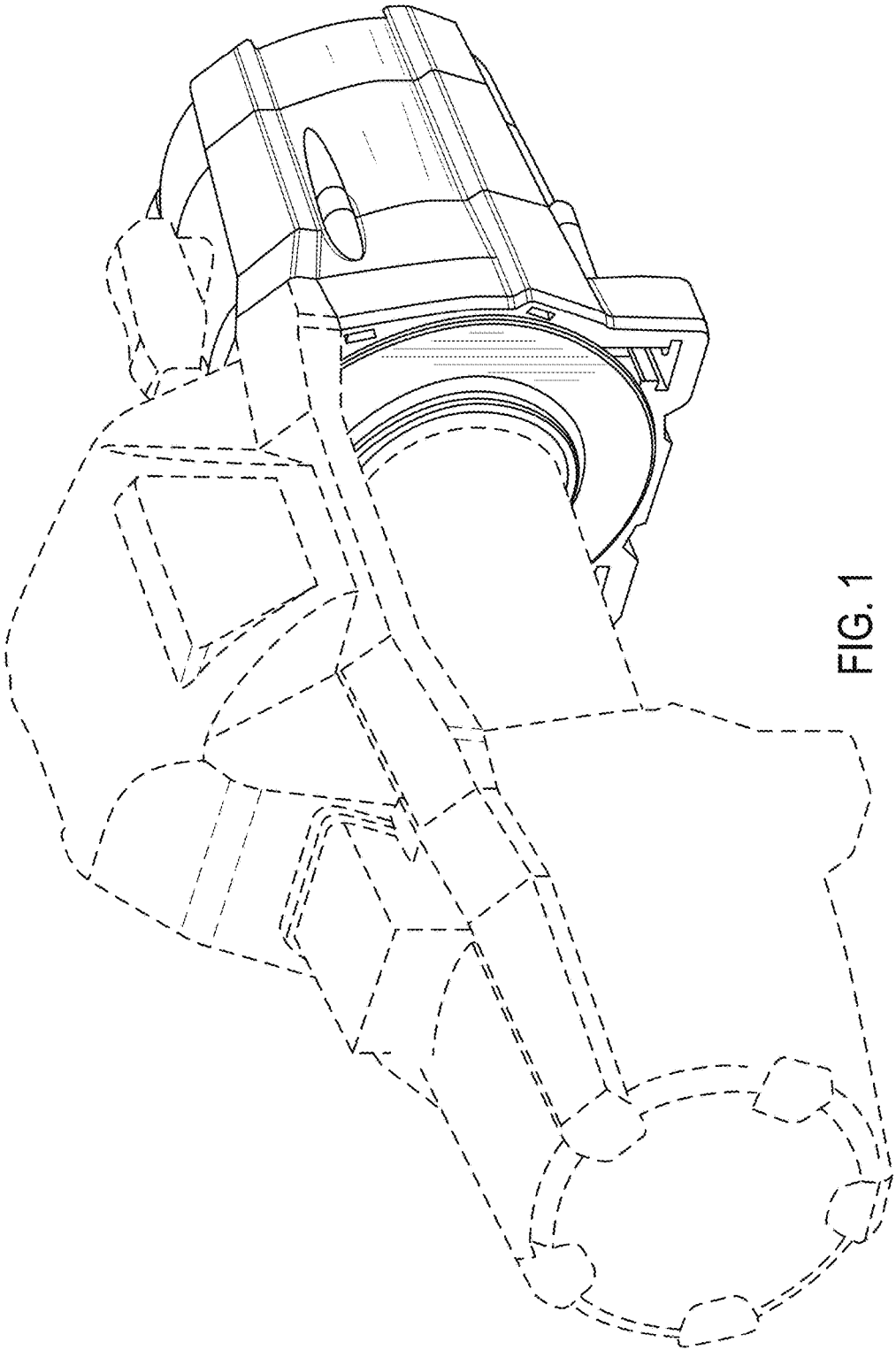


FIG. 1

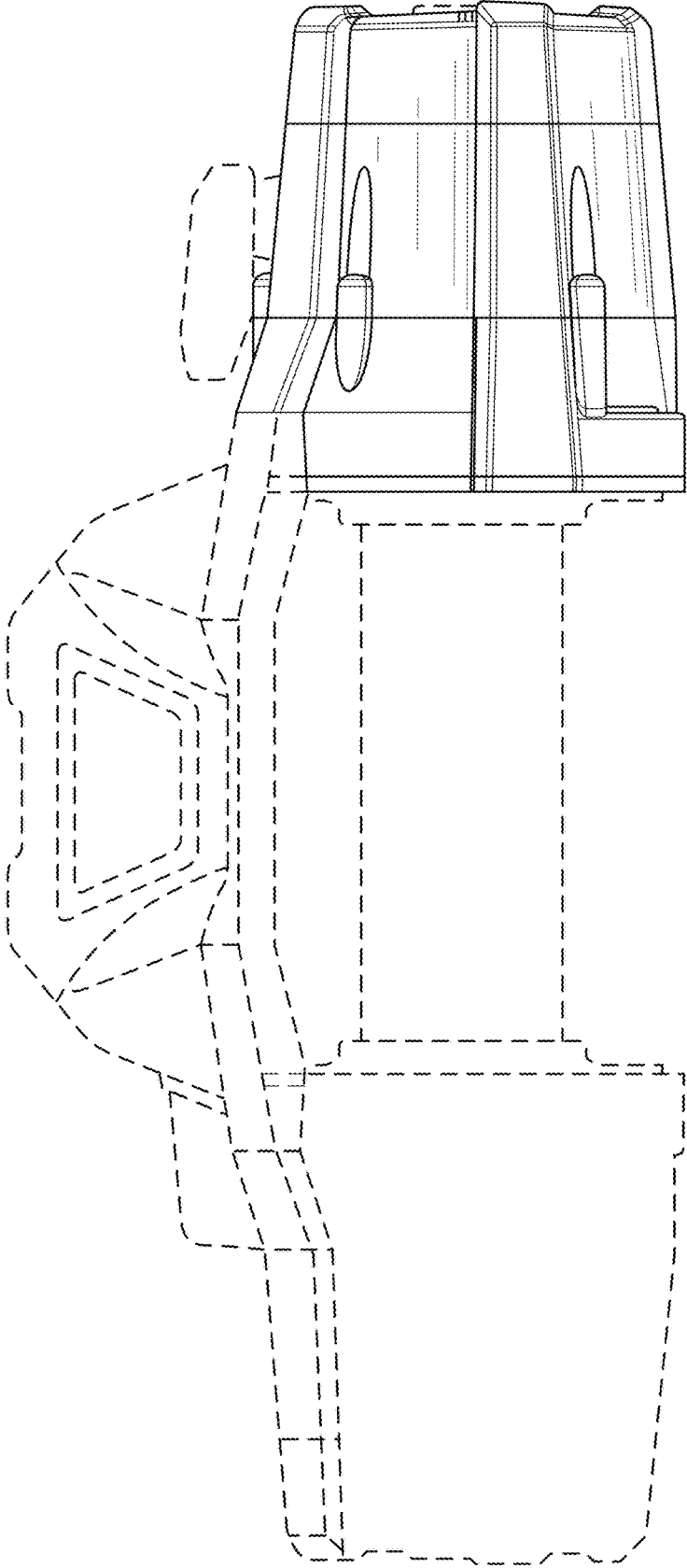


FIG. 2

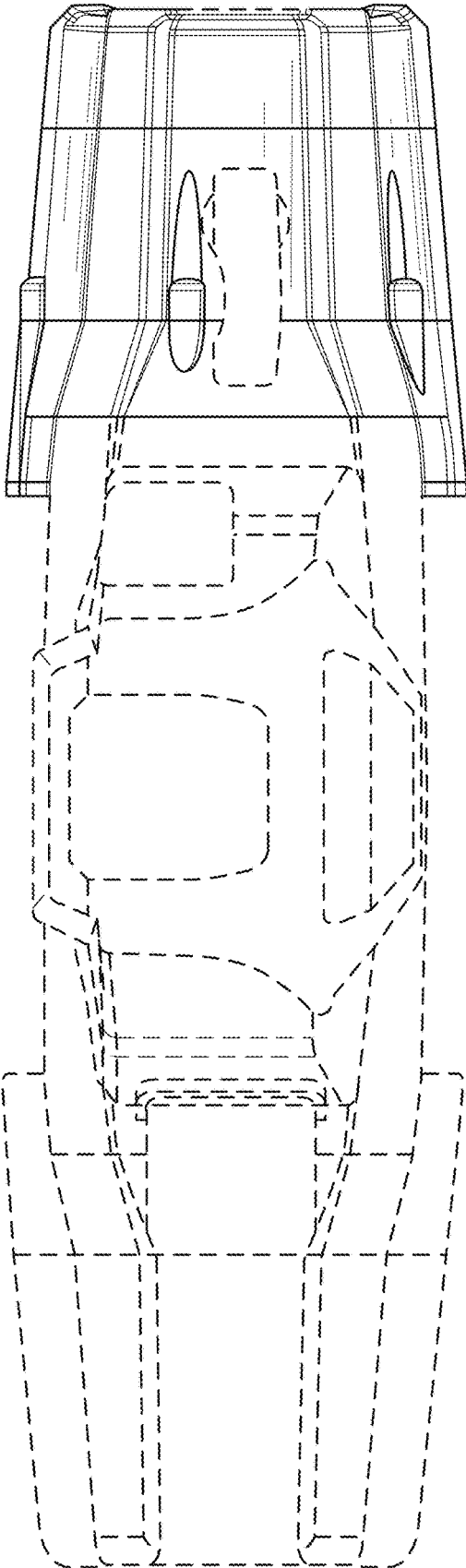


FIG. 3

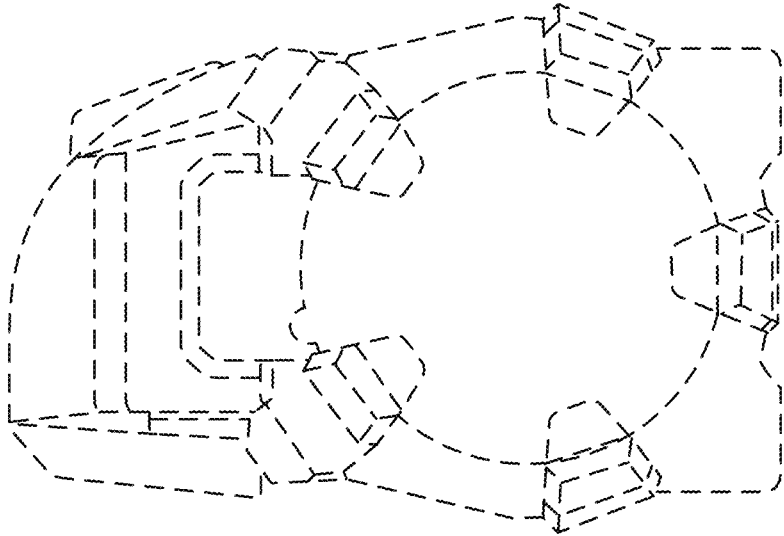


FIG. 5

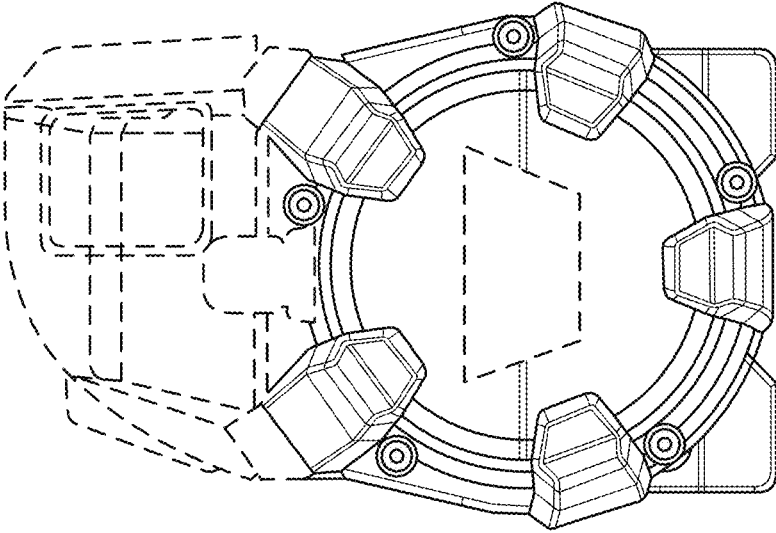


FIG. 4