



US00D748810S

(12) **United States Design Patent**
Tam

(10) **Patent No.:** **US D748,810 S**

(45) **Date of Patent:** **** Feb. 2, 2016**

- (54) **WATER PROTECTION GUARD**
- (71) Applicant: **Wai Fan Tam**, Hong Kong (HK)
- (72) Inventor: **Wai Fan Tam**, Hong Kong (HK)
- (**) Term: **14 Years**
- (21) Appl. No.: **29/511,128**
- (22) Filed: **Dec. 8, 2014**
- (51) **LOC (10) Cl.** **24-04**
- (52) **U.S. Cl.**
USPC **D24/189; D24/190**
- (58) **Field of Classification Search**
USPC D24/189, 190
CPC A61F 15/004; A61F 13/041; A61F 6/04;
A61F 15/008
See application file for complete search history.

- D661,400 S * 6/2012 McPike D24/190
- D661,401 S * 6/2012 Lavigne D24/190
- D703,823 S * 4/2014 Miles D24/189

* cited by examiner

Primary Examiner — T. Chase Nelson
Assistant Examiner — Michelle E Wilson

(56) **References Cited**

U.S. PATENT DOCUMENTS

- 4,346,699 A * 8/1982 Little A61F 15/004
602/3
- 4,523,586 A * 6/1985 Couri A61F 13/041
602/3
- 4,986,265 A * 1/1991 Caponi A61F 15/004
128/846
- 5,342,287 A * 8/1994 Jernoiu A61F 15/004
602/3
- 5,817,038 A * 10/1998 Orange A61F 15/004
602/3
- 5,855,206 A * 1/1999 Ireland A61F 6/04
128/842
- 6,895,971 B1 * 5/2005 Evans A61F 15/008
128/869
- D619,725 S * 7/2010 Puffer D24/190
- 7,867,179 B2 * 1/2011 Bindas A61F 15/004
602/3
- 7,955,284 B2 * 6/2011 Brown A61F 15/004
2/455


(57) **CLAIM**

The ornamental design for a water protection guard, as shown and described.

DESCRIPTION

FIG. 1 is a first perspective view of a water protection guard showing my new design;
 FIG. 2 is a front elevational view thereof;
 FIG. 3 is a rear elevational view thereof;
 FIG. 4 is a left side view thereof;
 FIG. 5 is a right side view thereof;
 FIG. 6 is a top plan view thereof;
 FIG. 7 is a bottom plan view thereof;
 FIG. 8 is a second perspective view thereof, showing that a tape of the water protection guard is in an extended condition;
 FIG. 9 is a third perspective view thereof, showing that a hand is placed in the water protection guard; and,
 FIG. 10 is a fourth perspective view thereof, showing that a foot is placed in the water protection guard.
 The broken lines depicting a hand and foot in conjunction with the water protection guard in condition of use illustrates the environment of the claimed design and forms no part thereof.
 The broken away symbol shown in FIG. 8 indicates that any portion of the article beyond what is shown forms no part of the claimed design.

1 Claim, 8 Drawing Sheets



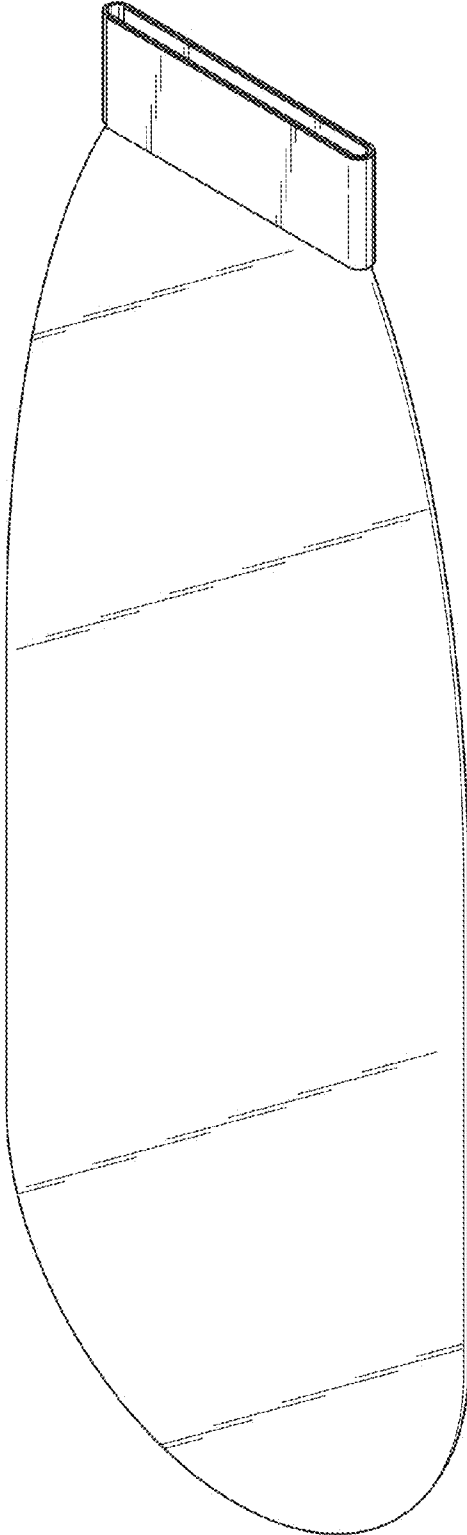


FIG. 1

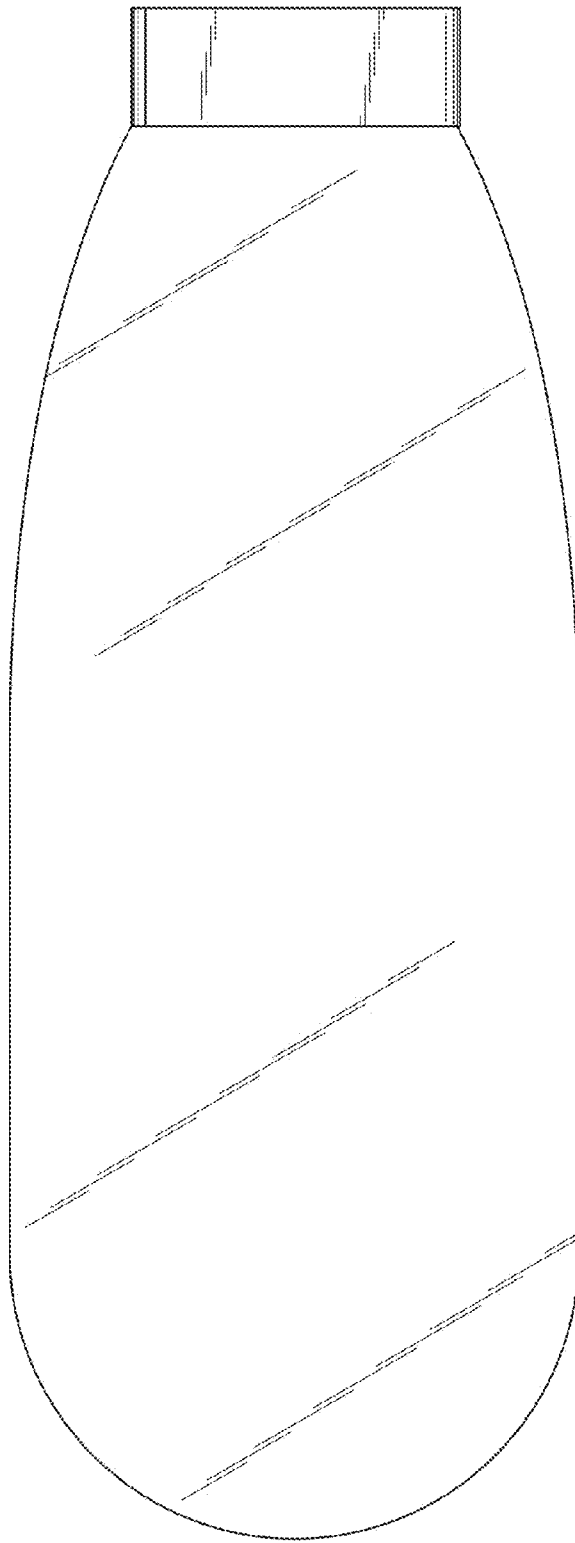


FIG. 2

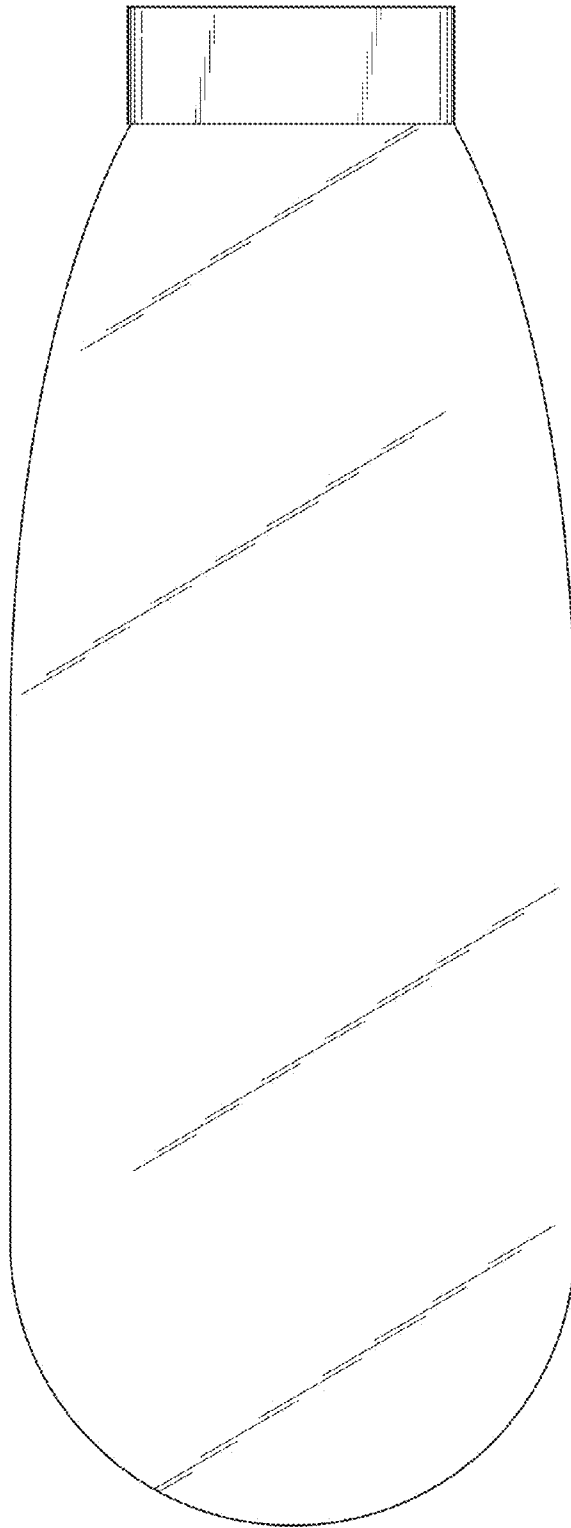


FIG. 3



FIG. 4

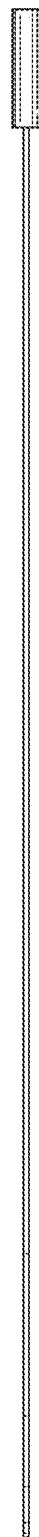


FIG. 5



FIG. 6



FIG. 7

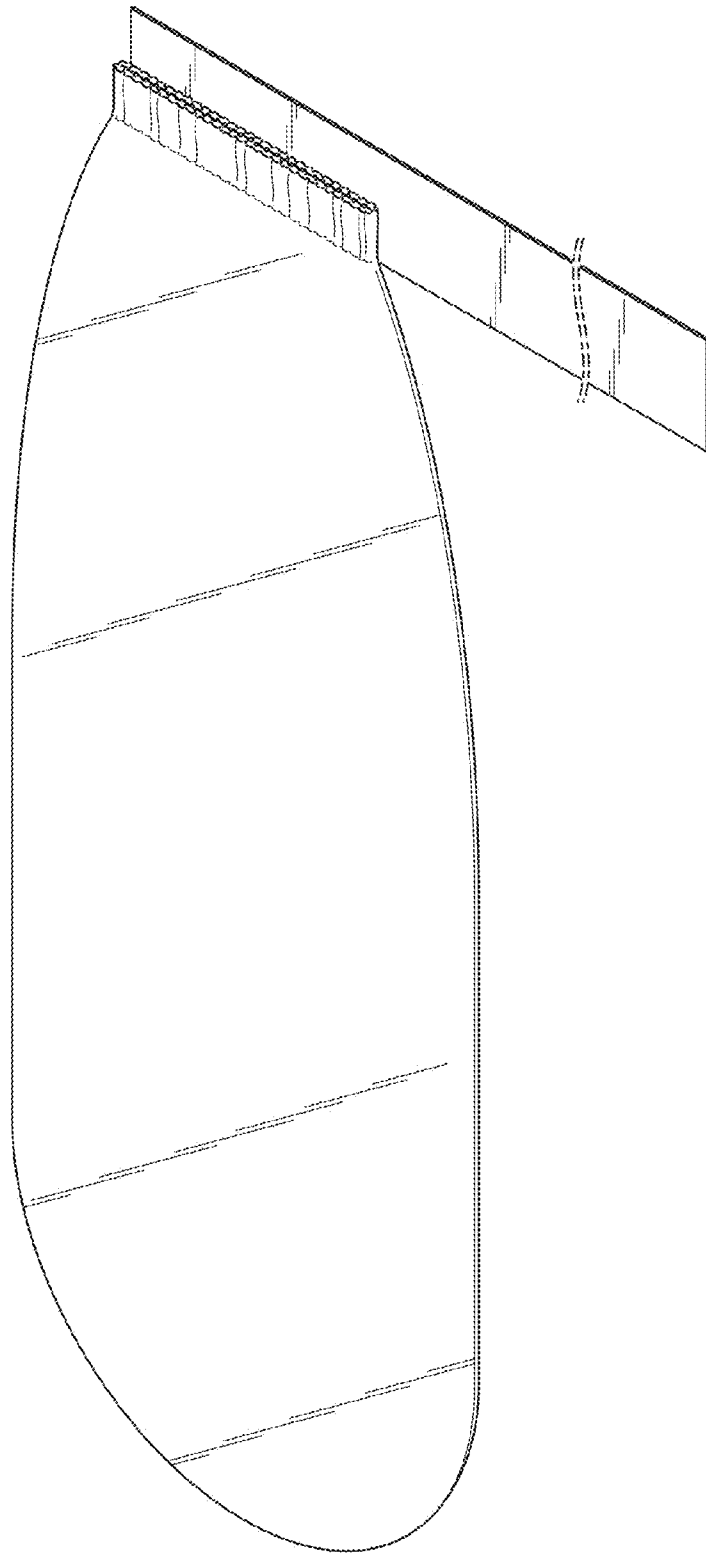


FIG. 8

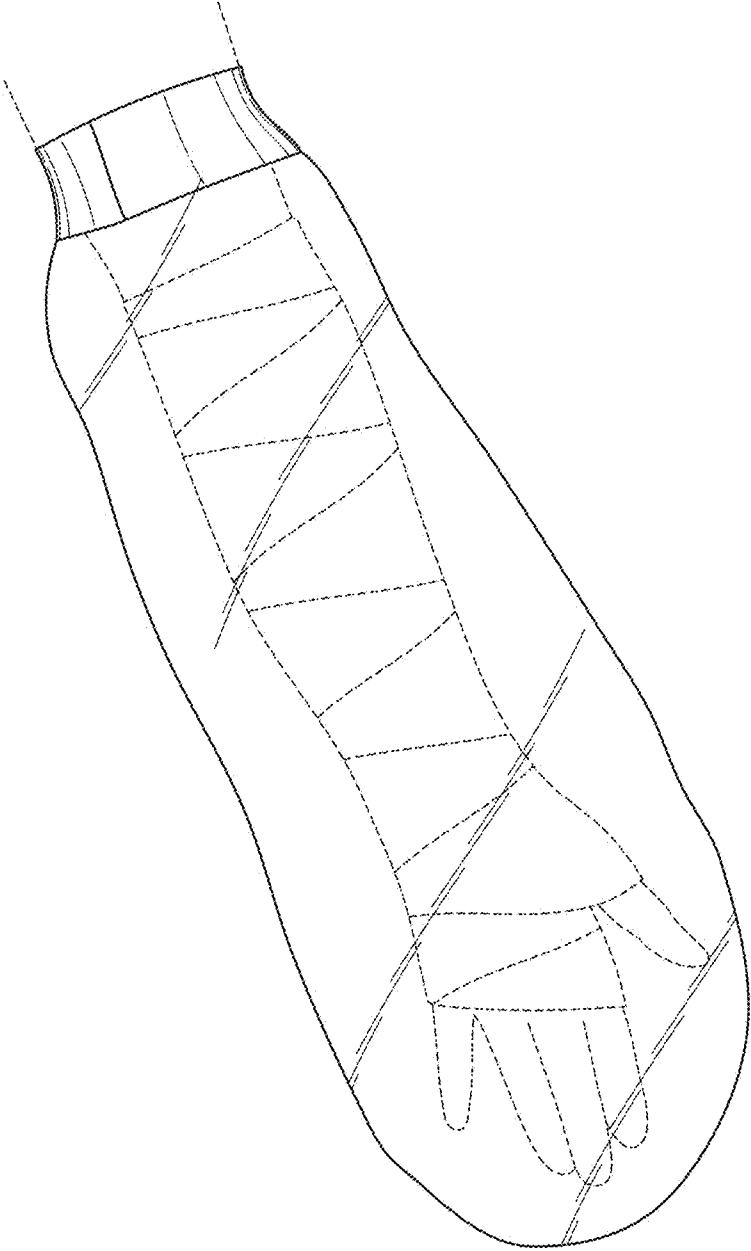


FIG. 9

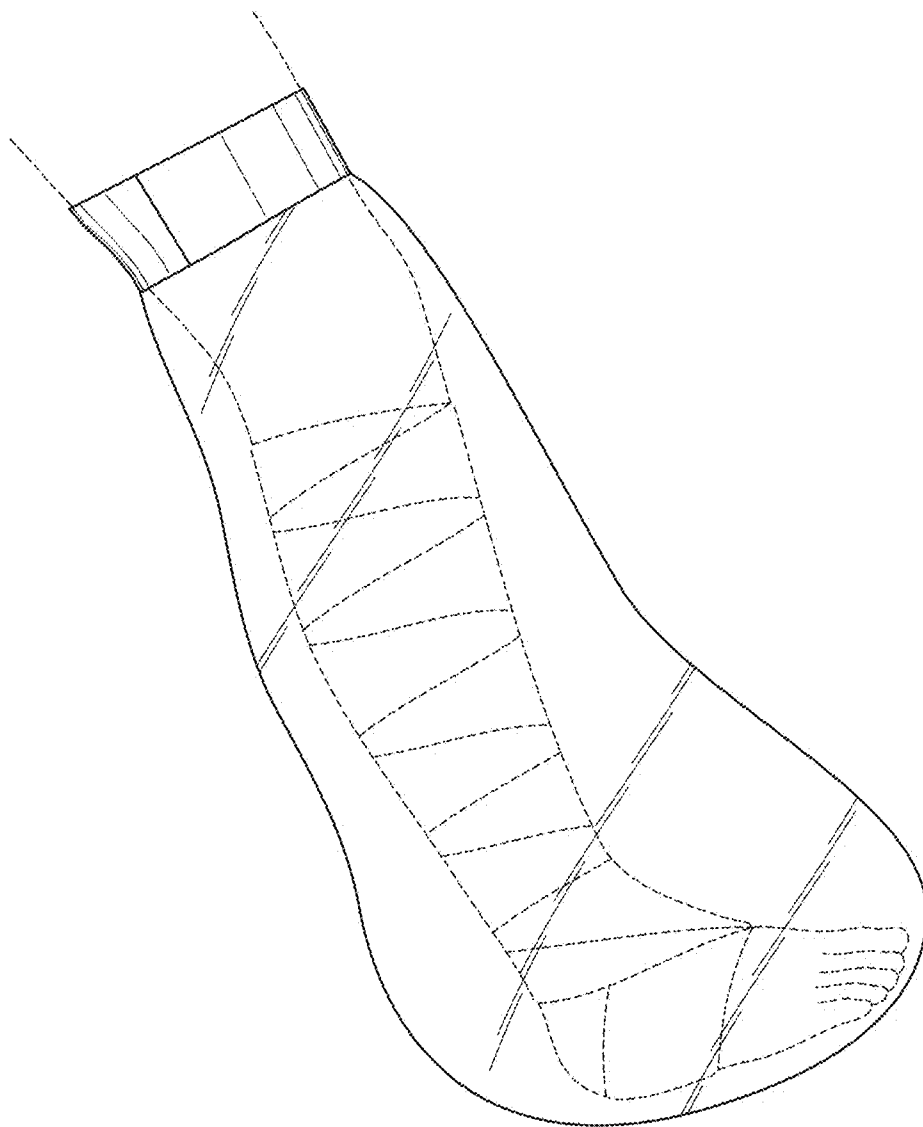


FIG. 10