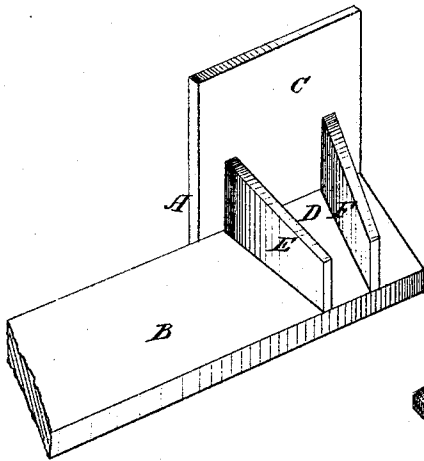


*W. W. Goodrich,*

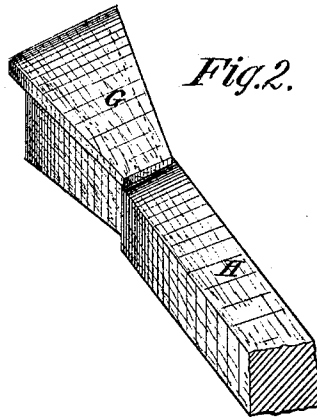
*Anchor Beam Support.*

*No. 109405.*

*Patented Nov. 22. 1870.*

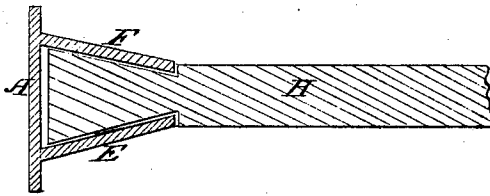


*Fig. 1.*



*Fig. 2.*

*Fig. 3.*



Witnesses:  
*P. O. Dietrich,*  
*L. S. Kabeer*

Inventor:  
*W. W. Goodrich*  
PER *Munn & Co.*  
Attorneys.

# United States Patent Office.

WILLIAM W. GOODRICH, OF RONDOUT, NEW YORK.

Letters Patent No. 109,405, dated November 22, 1870.

## IMPROVEMENT IN ANCHOR BEAM-SUPPORTS FOR BRICK WALLS.

The Schedule referred to in these Letters Patent and making part of the same.

### *To all whom it may concern:*

Be it known that I, WILLIAM W. GOODRICH, of Rondout, in the county of Ulster, and State of New York, have invented a new and useful Improvement in Combined Anchor and Beam-Supporter; and I do hereby declare that the following is a full, clear, and exact description thereof, which will enable others skilled in the art to make and use the same, reference being had to the accompanying drawing forming part of this specification.

This invention relates to a new and useful improvement in mode of strengthening the walls of brick buildings, and consists in an anchor and beam or joist-supporter combined, constructed and applied as hereinafter more fully described.

In the accompanying drawing—

Figure 1 represents a perspective view of the anchor and beam-supporter.

Figure 2 is a perspective view of a beam or joist with a dovetail out on its end and with the metallic cap attached for covering the dovetail.

Figure 3 is a top view of the anchor with the joist in place without the cap.

Similar letters of reference indicate corresponding parts.

A is the anchor and beam-supporter, consisting of the plate B, which rests flat upon the brick, and an anchor-plate, C, which stands upright in the wall inside of the outer course of brick, or so far from the inner surface of the wall as to prevent the spreading of the wall.

D is a dovetail recess on the plate B, formed by the two vertical plates, E and F, placed as seen in fig. 3, so that when the end of the joist or beam is fitted thereto, and the anchor properly placed, the wall is firmly held and prevented from spreading.

H represents the beam or joist.

The anchors and dovetails are made of cast-iron, and may be cast either in pairs or singly, as may be desired.

When the beam or joist is fitted into the dovetail recess as seen in fig. 3, a metallic cap, G, may be attached thereto, as seen in fig. 2, so that moisture is excluded from the dovetail, and the connection between the beam or joist and the wall is made throughout most substantial and durable.

The advantages of the combined anchor and beam-supporter are many, and must be apparent to all.

Having thus described my invention,

I claim as new and desire to secure by Letters Patent—

A base-plate, B, combined with plate C, at right angles thereto, and the plates E F placed obliquely thereon, to form a dovetailed recess, when applied to the brick wall of a building, as and for the purpose described.

The above specification of my invention signed by me this 13th day of August, 1870.

WM. W. GOODRICH.

Witnesses:

E. W. KNAPP,  
JOSIAH DUBOIS, Jr.