

(11) Application No. **AU 200074400 B2**
(10) Patent No. **782882**

(51)⁶ International Patent Classification(s)
C07D 277/46 A61K 031/497
A61K 031/426 A61P 035/00
A61K 031/427 C07D 417/12
A61K 031/4439 C07D 417/14
A61K 031/454

(22) Application Date: 2000.08.11

(30) Priority Data

(31)	Number	(32)	Date	(33)	Country
	09/372832		1999.08.12		US

(43) Publication Journal Date : 2001.05.24

(44) Accepted Journal Date : 2005.09.08

(71) Applicant(s)
Pharmacia Italia S.p.A.

(72) Inventor(s)
Paolo Pevarello; Raffaella Amici; Manuela Villa; Barbara Salom;
Anna Vulpetti; Mario Varasi

(74) Agent/Attorney
Griffith Hack,GPO Box 1285K,MELBOURNE VIC 3001

(56) Related Art
AU 12679/00

AU 200074400

(12) INTERNATIONAL APPLICATION PUBLISHED UNDER THE PATENT COOPERATION TREATY (PCT)

(19) World Intellectual Property Organization
International Bureau



(43) International Publication Date
1 March 2001 (01.03.2001)

PCT

(10) International Publication Number
WO 01/14353 A1

(51) International Patent Classification⁷: C07D 277/46,
417/12, 417/14, A61K 31/426, 31/427, 31/4439, 31/454,
31/497, A61P 35/00

Volturmo Portici/2 80, I-20047 Brugherio (IT), VARASI,
Mario [IT/IT]; Via Moncucco, 24/A, I-20142 Milan (IT).

(21) International Application Number: PCT/IB00/01423

(81) Designated States (national): AE, AG, AL, AM, AT, AU,
AZ, BA, BB, BG, BR, BY, BZ, CA, CH, CN, CR, CU, CZ,
DE, DK, DM, DZ, EE, ES, FI, GB, GD, GE, GH, GM, HR,
HU, ID, IL, IN, IS, JP, KE, KG, KP, KR, KZ, LC, LK, LR,
LS, LT, LU, LV, MA, MD, MG, MK, MN, MW, MX, MZ,
NO, NZ, PL, PT, RO, RU, SD, SE, SG, SI, SK, SL, TJ, TM,
TR, TT, TZ, UA, UG, US, UZ, VN, YU, ZA, ZW.

(22) International Filing Date: 11 August 2000 (11.08.2000)

(25) Filing Language: English

(26) Publication Language: English

(30) Priority Data:
09/372,832 12 August 1999 (12.08.1999) US

PHARMACIA ITALIA S.p.A.
(71) Applicant (for all designated States except US): ~~PHAR-~~
MACIA & UPHORN, S.p.A. [IT/IT]; Via Robert Koch,
1.2, I-20152 Milan (IT).

(84) Designated States (regional): ARIPO patent (GH, GM,
KE, LS, MW, MZ, SD, SL, SZ, TZ, UG, ZW), Eurasian
patent (AM, AZ, BY, KG, KZ, MD, RU, TJ, TM), European
patent (AT, BE, CH, CY, DE, DK, ES, FI, FR, GB, GR, IE,
IT, LU, MC, NL, PT, SE), OAPI patent (BF, BJ, CF, CG,
CI, CM, GA, GN, GW, ML, MR, NE, SN, TD, TG).

Published:

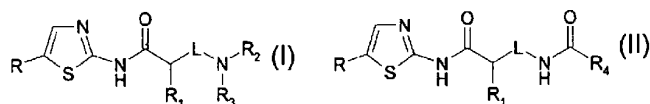
- With international search report.
- Before the expiration of the time limit for amending the
claims and to be republished in the event of receipt of
amendments.

For two-letter codes and other abbreviations, refer to the "Guid-
ance Notes on Codes and Abbreviations" appearing at the begin-
ning of each regular issue of the PCT Gazette.



(72) Inventors; and
(75) Inventors/Applicants (for US only): PEVARELLO,
Paolo [IT/IT]; Piazza San Pietro in Ciel d'Oro, 7/A,
I-27100 Pavia (IT). AMICI, Raffaella [IT/IT]; Via E.
Montale, 34, I-20073 Codogno (IT). VILLA, Manuela
[IT/IT]; Via San Bernardino, 12, I-22040 Lurago d'Erba
(IT). SALOM, Barbara [IT/IT]; Via Villa, 20, I-20057
Veduggio al Lambro (IT). VULPETTI, Anna [IT/IT]; Via

(54) Title: ARYLMETHYL-CARBONYLAMINO-THIAZOLE DERIVATIVES AND THEIR USE AS ANTITUMOR AGENTS



(57) Abstract: 2-amino-1,3-thiazole derivatives represented by formula (I) or (II); where R, R₁, R₂ and R₃ are as defined herein, or
pharmaceutically acceptable salts thereof, are useful in, for example, the treatment of cancer, cell proliferative disorders, Alzheimer's
disease, viral infections, auto-immune diseases or neurodegenerative diseases.

WO 01/14353 A1

ARYLMETHYL-CARBONYLAMINO-THIAZOLE DERIVATIVES AND THEIR USE AS ANTITUMOR AGENTS

BACKGROUND OF THE INVENTIONField of the Invention

The present invention relates to arylmethyl-carbonylaminothiazole derivatives and, more specifically relates to 2-(arylmethyl-carbonylamino)-1,3-thiazole derivatives, to a process for their preparation, to pharmaceutical compositions containing them, and to their use as therapeutic agents, particularly in the treatment of cancer and cell proliferative disorders.

Background of the Invention

Several cytotoxic drugs such as, e.g. fluorouracil (5-FU), doxorubicin and camptothecins, cause damage DNA or affect cellular metabolic pathways and thus cause, in many cases, an indirect block of the cell cycle. Therefore, by producing an irreversible damage to both normal and tumor cells, these agents result in a significant toxicity and side-effects.

In this respect, compounds capable of being highly specific antitumor agents by selectively leading to tumor cell arrest and apoptosis, with comparable efficacy but reduced toxicity than the currently available drugs, are desirable.

It is well known that progression through the cell cycle is governed by a series of checkpoint controls, otherwise referred to as restriction points, which are regulated by a family of enzymes known as the cyclin-dependent kinases (cdk).

In their turn, the cdks themselves are regulated at many levels such as, for instance, binding to cyclins.

The coordinated activation and inactivation of different cyclin/cdk complexes is necessary for normal progression through the cell cycle. Both the critical G1-S and G2-M transitions are controlled by the activation of different cyclin/cdk activities. In G1, both cyclin D/cdk4 and cyclin E/cdk2 are thought to mediate the onset of S-phase. Progression through S-phase requires the activity of cyclin A/cdk2 whereas the activation of cyclin

A/cdc2 (cdk1) and cyclin B/cdc2 are required for the onset of metaphases. For a general reference to cyclins and cyclin-dependent kinases see, for example, Kevin R. Webster et al. in *Exp. Opin. Invest. Drugs*, 1998, Vol. 7(6), 865-887.

Checkpoint controls are defective in tumor cells due, in part, to dysregulation of cdk activity. For example, altered expression of cyclin E and cdk's has been observed in tumor cells, and deletion of the cdk inhibitor p27 KIP gene in mice has been shown to result in a higher incidence of cancer.

Increasing evidence supports the idea that the cdks are rate-limiting enzymes in cell cycle progression and, as such, represent molecular targets for therapeutic intervention. In particular, the direct inhibition of cdk/cyclin kinase activity should be helpful in restricting the unregulated proliferation of a tumor cell.

SUMMARY OF THE INVENTION

It is an object of the invention to provide compounds which are useful in treating cell proliferative disorders associated with an altered cell dependent kinase activity. It is another object to provide compounds which have cdk/cyclin kinase inhibitory activity.

It is another object of the invention to provide compounds which are useful in therapy as antitumor agents but lack, in terms of both toxicity and side effects, the drawbacks associated with currently available antitumor drugs discussed above.

The present inventors have now discovered that 2-amino-1,3-thiazole derivatives are endowed with cdk/cyclin kinase inhibitory activity and are thus useful in therapy as antitumor agents and lack, in terms of both toxicity and side effects, the aforementioned drawbacks associated with currently available antitumor drugs.

More specifically, the compounds of this invention are useful in the treatment of a variety of cancers including, but not limited to: carcinoma such as bladder, breast, colon, kidney, liver, lung, including small cell lung cancer, esophagus, gall-bladder, ovary, pancreas, stomach, cervix, thyroid, prostate, and skin, including squamous cell carcinoma; hematopoietic tumors of lymphoid lineage, including leukemia, acute lymphocytic leukemia, acute lymphoblastic leukemia, B-cell lymphoma, T-cell-lymphoma, Hodgkin's lymphoma, non-Hodgkin's lymphoma, hairy cell lymphoma and Burkett's lymphoma; hematopoietic

tumors of myeloid lineage, including acute and chronic myelogenous leukemias, myelodysplastic syndrome and promyelocytic leukemia; tumors of mesenchymal origin, including fibrosarcoma and rhabdomyosarcoma; tumors of the central and peripheral nervous system, including astrocytoma, neuroblastoma, glioma and schwannomas; other tumors, including melanoma, seminoma, teratocarcinoma, osteosarcoma, xenoderma pigmentosum, keratoanthoma, thyroid follicular cancer and Kaposi's sarcoma.

Due to the key role of cdk5 in the regulation of cellular proliferation, the 2-amino-1,3-thiazole derivatives are also useful in the treatment of a variety of cell proliferative disorders such as, for instance, benign prostate hyperplasia, familial adenomatous polyposis, neurofibromatosis, psoriasis, vascular smooth cell proliferation associated with atherosclerosis, pulmonary fibrosis, arthritis glomerulonephritis and post-surgical stenosis and restenosis.

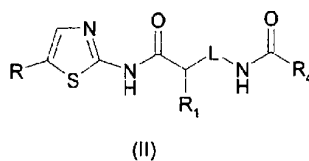
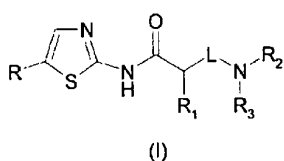
The compounds of the invention can be useful in the treatment of Alzheimer's disease, as suggested by the fact that cdk5 is involved in the phosphorylation of tau protein (*J. Biochem.*, 117, 741-749, 1995).

The compounds of this invention, as modulators of apoptosis, could be useful in the treatment of cancer, viral infections, prevention of AIDS development in HIV-infected individuals, autoimmune diseases and neurodegenerative disorder.

The compounds of this invention may also be useful in inhibiting tumor angiogenesis and metastasis.

The compounds of this invention may also act as inhibitors of other protein kinases, e.g. protein kinase C, her2, raf1, MEK1, MAP kinase, EGF receptor, PDGF receptor, IGF receptor, PI3 kinase, weel kinase, Src, Abl and thus be effective in the treatment of diseases associated with other protein kinases.

Accordingly, the present invention provides a method for the treatment of cell proliferative disorders associated with an altered cell dependent kinase activity, by administering to a mammal in need thereof an effective amount of a 2-amino-1,3-thiazole represented by formula (I) or (II):



where

L is a phenyl group or a 5 or 6 membered aromatic heterocycle with one or more heteroatoms selected from the group consisting of nitrogen, oxygen and sulfur;

R is (i) a halogen atom, a nitro group, or it is selected from the group consisting of pyrrolidino, morpholino, piperazino, N-alkyl piperazino, N-aryl-piperazino, N-arylalkyl-piperazino, piperidino and azabicyclo[3.2.2]nonane; or

(ii) an amino group optionally further substituted with one or more groups, which may be the same or different, selected from the group consisting of alkyl, aryl, arylalkyl, alkylsulphonyl, arylsulphonyl, arylalkylsulphonyl, alkylcarbonyl, arylcarbonyl, and arylalkylcarbonyl, wherein the alkyl moieties therein are optionally further substituted with one or more hydroxy or amino groups; or

(iii) a C₃-C₆ cycloalkyl optionally substituted with a straight or branched C₁-C₆ alkyl group; or

(iv) a straight or branched C₁-C₆ alkyl group or an arylalkyl group which is optionally substituted with one or more substituents selected from the group consisting of halogen, cyano, carboxy, hydroxy, nitro, alkylthio, alkoxy, straight or branched C₁-C₆ alkyl, arylthio, aryloxy, amino, alkylamino, dialkylamino, arylamino, arylalkylamino, hydroxyaminocarbonyl, alkoxyaminocarbonyl, C₂-C₄ alkenyl, C₂-C₄ alkynyl, C₃-C₆ cycloalkyl, alkyl-C₃-C₆ cycloalkyl, alkylcarbonyl, arylcarbonyl, arylalkylcarbonyl, alkylsulphonyl, arylsulphonyl, arylalkylsulphonyl, aminosulphonyl, alkylaminosulphonyl, dialkylaminosulphonyl, alkylcarbonylamino, arylalkylcarbonylamino, arylaminosulphonyl, arylalkylaminosulphonyl, arylcarbonylamino, alkylsulphonylamino, arylsulphonylamino, arylalkylsulphonylamino, alkoxycarbonyl, aryloxy carbonyl, aminocarbonyl, alkylaminocarbonyl, arylaminocarbonyl, dialkylaminocarbonyl, arylalkylaminocarbonyl,

- 5 -

pyrrolidino, morpholino, piperazino, N-alkylpiperazino, N-aryl-piperazino, N-aryalkyl-piperazino, piperidino, and azabicyclo[3.2.2]nonane; or

- (v) an aryl group which is optionally substituted with one or more substituents:
 5 selected from the group consisting of halogen, cyano, carboxy, hydroxy, nitro, alkylthio, alkoxy, straight or branched C₁-C₆ alkyl, arylthio, aryloxy, amino, alkylamino, dialkylamino, arylamino, arylalkylamino, hydroxyaminocarbonyl, alkoxyaminocarbonyl, C₁-C₄ alkenyl, C₁-C₄ alkynyl, C₃-C₆ cycloalkyl, alkyl-C₃-C₆ cycloalkyl, alkylcarbonyl, arylcarbonyl, arylalkylcarbonyl, alkylsulphonyl, arylsulphonyl, arylalkylsulphonyl, aminosulphonyl,
 10 alkylaminosulphonyl, dialkylaminosulphonyl, alkylcarbonylamino, arylalkylcarbonylamino, arylaminosulphonyl, arylalkylaminosulphonyl, arylcarbonylamino, alkylsulphonylamino, arylsulphonylamino, arylalkylsulphonylamino, alkoxy carbonyl, aryloxy carbonyl, aminocarbonyl, alkylaminocarbonyl, arylaminocarbonyl, dialkylaminocarbonyl,
 15 arylalkylaminocarbonyl, pyrrolidino, morpholino, piperazino, N-alkylpiperazino, N-aryl-piperazino, N-aryalkyl-piperazino, piperidino, and azabicyclo[3.2.2]nonane;

R₁ is a hydrogen atom or a straight or branched C₁-C₄ alkyl group optionally substituted with one or more hydroxy, alkoxy, amino, alkylamino, or dialkylamino groups;

- R₂ and R₃, which may be the same or different, are a hydrogen atom, a cycloalkyl
 20 group, a straight or branched C₁-C₆ alkyl group or an aryl group, which are each optionally substituted as described above for R₁; or

R₂ and R₃, together with the nitrogen atom to which they are bonded, form a 4-morpholinyl, 1-piperazinyl, N-alkyl-piperazinyl, N-aryl-piperazinyl, N-aryalkyl-piperazinyl, piperidinyl, pyrrolidinyl, 2-oxo-1-pyrrolidinyl, imidazolyl or 3-azabicyclo[3.2.2]nonyl ring;

- R₄ is carboxy, a perfluorinated alkyl group, a C₁-C₄ alkynyl group, 2-oxo-pyrrolidinyl,
 25 piperidinyl or a straight or branched C₁-C₆ alkyl group or an aryl group, which is optionally substituted as described above for R₁;

or a pharmaceutically acceptable salt thereof;

- 30 with the proviso that the following compounds are specifically excluded:
 2-[4-(dimethylamino)-phenyl]-N-(5-isobutyl-1,3-thiazol-2-yl)acetamide;
 N-(5-benzyl-1,3-thiazol-2-yl)-2-[4-(dimethylamino)phenyl]acetamide;
 2-(4-aminophenyl)-N-(5-isopropyl-1,3-thiazol-2-yl)acetamide;
 2-(2-amino-1,3-thiazol-4-yl)-N-(5-isopropyl-1,3-thiazol-2-yl)acetamide;
 35 N-(5-isopropyl-1,3-thiazol-2-yl)-2-[4-(dimethylaminophenyl)acetamide;
 2-chloro-N-(4-{2-[(5-isopropyl-1,3-thiazol-2-yl)amino]-2-oxoethyl}-1,3-thiazol-2-yl)acetamide; and

H:\jolt\1\keep\5pmc\174100-08.doc 22/07/2005

- 5a -

N-(5-isopropyl-1,3-thiazol-2-yl)-2-[5-(1-pyrrolidinyl)-2H-1,2,3,4-tetraazol-2-yl]acetamide.

5 The present invention further provides use of an effective amount of a 2-amino-1,3-thiazole derivative represented by formula (I) or (II) as defined above in the treatment of cell proliferative disorders associated with an altered cell dependent kinase activity.

The present invention still further provides use of an effective amount of a 2-amino-1,3-thiazole derivative represented by formula (I) or (II) as defined above in the manufacture of a medicament for the treatment of cell proliferative disorders associated with an altered cell dependent kinase activity.

10 In a preferred embodiment of the invention, the cell proliferative disorder is selected from the group consisting of cancer, Alzheimer's diseases, viral infections, auto-immune diseases or neurodegenerative disorders.

9
2
2

10
5
5
5

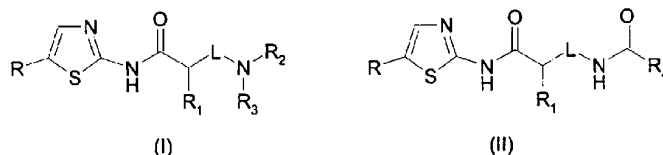
R:\johal\keep\Speci\74406-00.doc 22/07/2005

Specific types of cancer that may be treated include carcinoma, squamous cell carcinoma, hematopoietic tumors of myeloid or lymphoid lineage, tumors of mesenchymal origin, tumors of the central and peripheral nervous system, melanoma, seminoma, teratocarcinoma, osteosarcoma, xenoderoma pigmentosum, keratocanthoma, thyroid follicular cancer and Kaposi's sarcoma.

In another preferred embodiment of the method described above, the cell proliferative disorder is selected from the group consisting of benign prostate hyperplasia, familial adenomatosis polyposis, neuro-fibromatosis, psoriasis, vascular smooth cell proliferation associated with atherosclerosis, pulmonary fibrosis, arthritis glomerulonephritis, and post-surgical stenosis and restenosis.

In addition, the inventive method may provide for tumor angiogenesis and metastasis inhibition. The inventive method may also provide for cell cycle inhibition or cdk/cyclin dependent inhibition.

The present invention also provides a 2-amino-1,3-thiazole represented by formula (I) or (II):



where

L is a phenyl group or a 5 or 6 membered aromatic heterocycle with one or more heteroatoms selected from the group consisting of nitrogen, oxygen and sulfur;

R is (i) a halogen atom, a nitro group, or it is selected from the group consisting of pyrrolidino, morpholino, piperazino, N-alkyl, piperazino, N-aryl-piperazino, N-arylalkyl-piperazino, piperidino, and azabicyclo[3.2.2]nonane; or

(ii) an amino group optionally further substituted with one or more groups, which are the same or different, selected from the group consisting of alkyl, aryl, arylalkyl, alkylsulphonyl, arylsulphonyl, arylalkylsulphonyl, alkylcarbonyl, arylcarbonyl, and

arylalkylcarbonyl, wherein the alkyl moiety therein is optionally further substituted with one or more hydroxy or amino groups; or

(iii) a C₃-C₆ cycloalkyl optionally substituted with a straight or branched C₁-C₆ alkyl group; or

(iv) a straight or branched C₁-C₆ alkyl group or an arylalkyl group, which is optionally substituted with one or more halogen, cyano, carboxy, hydroxy, nitro, alkylthio, alkoxy, straight or branched C₁-C₆ alkyl, arylthio, aryloxy, amino, alkylamino, dialkylamino, arylamino, arylalkylamino, hydroxyaminocarbonyl, alkoxyaminocarbonyl, C₂-C₄ alkenyl, C₂-C₄ alkynyl, C₃-C₆ cycloalkyl, alkyl-C₃-C₆ cycloalkyl, alkylcarbonyl, arylcarbonyl, arylalkylcarbonyl, alkylsulphonyl, arylsulphonyl, arylalkylsulphonyl, aminosulphonyl, alkylaminosulphonyl, arylaminosulphonyl, dialkylaminosulphonyl, alkylcarbonylamino, arylalkylaminosulphonyl, arylcarbonylamino, arylalkylcarbonylamino, alkylsulphonylamino, arylsulphonylamino, arylalkylsulphonylamino, alkoxycarbonyl, aryloxy carbonyl, aminocarbonyl, alkylaminocarbonyl, dialkylaminocarbonyl, arylaminocarbonyl, arylalkylaminocarbonyl, pyrrolidino, morpholino, piperazino, N-alkylpiperazino, N-aryl-piperazino, N-arylalkyl-piperazino, piperidino or azabicyclo[3.2.2]nonane substituents; or

(v) an aryl group optionally substituted with one or more substituents selected from the group consisting of halogen, cyano, carboxy, hydroxy, nitro, alkylthio, alkoxy, straight or branched C₁-C₆ alkyl, arylthio, aryloxy, amino, alkylamino, dialkylamino, arylamino, arylalkylamino, hydroxyaminocarbonyl, alkoxyaminocarbonyl, C₂-C₄ alkenyl, C₂-C₄ alkynyl, C₃-C₆ cycloalkyl, alkyl-C₃-C₆ cycloalkyl, alkylcarbonyl, arylcarbonyl, arylalkylcarbonyl, alkylsulphonyl, arylsulphonyl, arylalkylsulphonyl, aminosulphonyl, alkylaminosulphonyl, arylaminosulphonyl, dialkylaminosulphonyl, alkylcarbonylamino, arylalkylaminosulphonyl, arylcarbonylamino, arylalkylcarbonylamino, alkylsulphonylamino, arylsulphonylamino, arylalkylsulphonylamino, alkoxycarbonyl, aryloxy carbonyl, aminocarbonyl, alkylaminocarbonyl, dialkylaminocarbonyl, arylaminocarbonyl, arylalkylaminocarbonyl, pyrrolidino, morpholino, piperazino, N-alkylpiperazino, N-aryl-piperazino, N-arylalkyl-piperazino, piperidino and azabicyclo[3.2.2]nonane;

R₁ is a hydrogen atom or a straight or branched C₁-C₄ alkyl group optionally substituted with one or more hydroxy, alkoxy, amino, alkylamino, or dialkylamino group;

- 8 -

R_2 and R_3 , which may be the same or different, are a hydrogen atom, a cycloalkyl group, a straight or branched C_1 - C_6 alkyl group or an aryl group, which are each optionally substituted as described above for R ; or

R_2 and R_3 , together with the nitrogen atom to which they are bonded, form a 4-morpholinyl, 1-piperazinyl, N-alkyl-piperazinyl, N-aryl-piperazinyl, N-arylalkyl-piperazinyl, piperidinyl, pyrrolidinyl, 2-oxo-1-pyrrolidinyl, imidazolyl or 3-azabicyclo [3.2.2] nonyl ring;

R_4 is carboxy, a perfluorinated alkyl group, a C_2 - C_4 alkenyl group, a C_2 - C_4 alkynyl group, 2-oxo-pyrrolidinyl, piperidinyl or a straight or branched C_1 - C_6 alkyl group or an aryl group, which is optionally substituted as described above for R ;

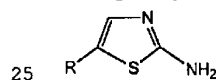
or a pharmaceutically acceptable salt thereof;

with the proviso that the following compounds are specifically excluded:

2-[4-(dimethylamino)-phenyl]-N-(5-isobutyl-1,3-thiazol-2-yl)acetamide;
N-(5-benzyl-1,3-thiazol-2-yl)-2-[4-(dimethylamino)phenyl]acetamide;
2-(4-aminophenyl)-N-(5-isopropyl-1,3-thiazol-2-yl)acetamide;
2-(2-amino-1,3-thiazol-4-yl)-N-(5-isopropyl-1,3-thiazol-2-yl)acetamide;
N-(5-isopropyl-1,3-thiazol-2-yl)-2-(4-dimethylaminophenyl)acetamide;
2-chloro-N-(4-{2-[(5-isopropyl-1,3-thiazol-2-yl)amino]-2-oxoethyl}-1,3-thiazol-2-yl)acetamide; and
N-(5-isopropyl-1,3-thiazol-2-yl)-2-[5-(1-pyrrolidinyl)-2H-1,2,3,4-tetraazol-2-yl]acetamide.

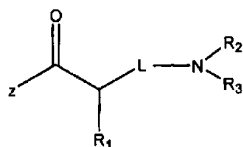
The present invention also provides a process for preparing the 2-amino-1,3-thiazole derivative described above, or a pharmaceutically acceptable salt thereof, by:

reacting a compound represented by formula (III):



(III)

with a compound represented by formula (IV):



(IV)

where

R , L , R_1 , R_2 and R_3 are as defined above, and
 Z is hydroxy or a suitable leaving group,

R:\joltik\keep\Specil\74400-00.doc 22/07/2005

- 8a -

to produce a 2-amino-1,3-thiazole derivative represented by formula (I), where R, L, R₁, R₂ and R₃ are as defined above.

The present invention also provides a process for preparing the 2-amino-1,3-thiazole derivative described above, or a pharmaceutically acceptable salt thereof, by:

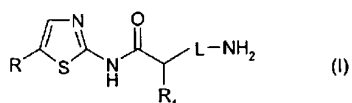
5 reacting a compound represented by formula (I):

9
2
7

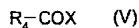
13
5
A

H:\joltik\keep\Speci\74400-00.doc 22/07/2005

COMS ID No: SBMI-01370426 Received by IP Australia: Time (H:m) 12:30 Date (Y-M-d) 2005-07-22



with a compound represented by formula (V):



where

R , R_1 , L and R_4 are as defined above, and

X is hydroxy or a suitable leaving group, such as chlorine or bromine,

to produce a 2-amino-1,3-thiazole derivative represented by formula (II), where R , L , R_1 and R_4 are as defined above.

The present invention also provides a process for preparing the 2-amino-1,3-thiazole derivative described above, or a pharmaceutically acceptable salt thereof, by:

reacting a 2-amino-1,3-thiazole derivative represented by formula (I), where both or at least one of R_2 and R_3 is a hydrogen atom, with a compound represented by formula (VI):



where

R' has the meanings of R_2 or R_3 but is other than hydrogen, and

Y is a suitable leaving group,

to produce a 2-amino-1,3-thiazole derivative of formula (I) where both or at least one of R_2 and R_3 is other than hydrogen; and, optionally, converting a 2-amino-1,3-thiazole derivative represented by formula (I) or (II) into another 2-amino-1,3-thiazole derivative represented by formula (I) or (II), and/or into a salt thereof.

The present invention also provides a pharmaceutical composition, containing the 2-amino-1,3-thiazole derivative described above and at least one pharmaceutically acceptable carrier and/or diluent.

A more complete appreciation of the invention and many of the attendant advantages thereof will be readily obtained as the same becomes better understood by reference to the following detailed description.

DETAILED DESCRIPTION OF THE INVENTION

Several 2-amino-1,3-thiazoles are known as herbicides, synthetic intermediates or even as therapeutic agents. Among them are, as an example, 2-benzamido-1,3-thiazoles known as antiallergic agents (EP-A-261 503, Valeas S.P.A.); 5-alkyl-2-phenylalkylcarbonylamino-1,3-thiazoles known as protein kinase C inhibitors (WO 98/04536, Otsuka Pharmaceutical Co.); 5-arylthio-2-acylamino-1,3-thiazoles known as antitumor agents (EP-A-412404, Fujisawa Pharm. Co.); 4-amino-2-carbonylamino-1,3-thiazols known as cyclin-dependent kinases inhibitors (WO 99/21845, Agouron Pharmaceuticals Inc.).

As used herein, unless otherwise specified, the term halogen atom refers to a fluorine, chlorine, bromine or iodine atom.

As used herein and unless otherwise indicated, the terms alkyl and alkoxy include C₁-C₆ alkyl and C₁-C₆ alkoxy groups. The term straight or branched includes a C₁-C₆ alkyl or C₁-C₆ alkoxy group selected from methyl, ethyl, n-propyl, isopropyl, n-butyl, isobutyl, sec-butyl, tertbutyl, n-pentyl, n-hexyl, methoxy, ethoxy, n-propoxy, isopropoxy, n-butoxy and the like.

Likewise, the term N-alkyl-piperazinyl, alkylsulphonyl, alkylcarbonyl, alkylthio, dialkylamino, alkoxyamino, arylalkyl, alkylamino, alkyl-cycloalkyl, alkoxy carbonyl, alkoxy carbonylamino and the like, includes the aforementioned groups where the alkyl and alkoxy moieties have, for example, C₁-C₆ alkyl or alkoxy groups.

Unless otherwise specified, the term cycloalkyl refers to a C₃-C₆ cycloalkyl group, such as cyclopropyl, cyclobutyl, cyclopentyl and cyclohexyl as well as cycloalkyl and bridged cycloalkyl groups with up to 10 carbon atoms such as, for instance, adamantane group.

The term aryl includes mono-, bi- or poly- carbocyclic or heterocyclic hydrocarbons with from 1 to 4 ring moieties, wherein at least one of the rings is aromatic, either fused or linked to each other by single bonds. Thus, these groups may have from 5 to 20 carbon atoms, preferably from 6 to 20 carbon atoms.

The term heterocycle, hence encompassing heteroaromatic rings, includes a 5 or 6 membered saturated or unsaturated carbocycles wherein one or more carbon atoms are replaced by one or more atoms selected from nitrogen, oxygen and sulphur.

Example of preferred aryl groups are phenyl, 1-naphthyl, 2-naphthyl, indanyl, indenyl, biphenyl, benzocycloalkyl, e.g. bicyclo[4.2.0]octa-1,3,5,-triene, benzoheterocyclyl, e.g. benzodioxolyl, quinoxalyl, indolyl, optionally benzocondensed pyrrolyl, furyl, thienyl, imidazolyl, pyrazolyl, thiazolyl, oxazolyl, isoxazolyl, tetrazolyl, pyridyl, pyrazinyl, pyrimidyl and the like.

The term C₂-C₄ alkenyl or alkynyl includes a group selected from vinyl, allyl, 1-propenyl, isopropenyl, 1-butenyl, 2-butenyl, 3-butenyl, ethynyl, propynyl, butynyl and the like.

The term perfluorinated alkyl and alkoxy group refers to a C₁-C₄ alkyl or alkoxy group further substituted by more than one fluorine atom such as, for instance, trifluoromethyl, 2,2,2-trifluoroethyl, 1,1,2,2,2-pentafluoroethyl, trifluoromethoxy and the like.

Pharmaceutically acceptable salts of the compounds of formula (I) or (II) include the acid addition salts with inorganic or organic, e.g. nitric, hydrochloric, hydrobromic, sulphuric, perchloric, phosphoric, acetic, trifluoroacetic, propionic, glycolic, lactic, oxalic, malonic, malic, maleic, tartaric, citric, benzoic, cinnamic, mandelic, methanesulphonic, isethionic and salicylic acid, as well as the salts with inorganic or organic bases, e.g. alkali or alkaline-earth metals, especially sodium, potassium, calcium or magnesium hydroxides, carbonates or bicarbonates, acyclic or cyclic amines, preferably methylamine, ethylamine, diethylamine, triethylamine or piperidine.

The compounds of formula (I) or (II) may have asymmetric carbon atoms and may therefore exist either as racemic admixtures or as individual optical isomers.

Accordingly, the use as an antitumor agent of all the possible isomers and their admixtures and of both the metabolites and the pharmaceutically acceptable bioprecursors (otherwise referred to as pro-drugs) of the compounds of formula (I) or (II) are also within the scope of the present invention.

Preferred compounds of the invention of formula (I) or (II) are those in which L is phenyl, thiazole, imidazole, oxazole, pyrazole, isoxazole, thiophene, pyridine or pyrimidine; R is (i) a halogen atom, (ii) a group selected from arylamino, alkylamino or dialkylamino wherein the alkyl moiety can be further substituted with one or more hydroxy or amino groups, (iii) a C₃-C₆ cycloalkyl group optionally substituted by an alkyl group, (iv) a straight or branched C₁-C₄ alkyl or arylalkyl group, each optionally substituted as above indicated, (v) an optionally substituted aryl group; R₁ is hydrogen or a C₁-C₄ alkyl group optionally substituted with hydroxy or amino.

Still more preferred compounds, within this class, are the compounds of formula (I) or (II) where L is phenyl or thiazole; R is selected from the group consisting of alkylamino or dialkylamino, wherein the alkyl moiety can be further substituted with one or more hydroxy or amino groups, C₃-C₆ cycloalkyl, straight or branched C₁-C₄ alkyl optionally substituted with one or more hydroxy, amino, alkylamino, dialkylamino, pyrrolidino, morpholino, N-alkylpiperazino, azabicyclo[3.2.2]nonane; R₁ is hydrogen; R₂ and R₃ are, the same or different, hydrogen, adamantyl, straight or branched C₁-C₆ alkyl optionally substituted with one or more hydroxy, alkoxy, amino, alkylamino, dialkylamino, pyrrolidino, morpholino, N-alkyl-piperazino, imidazole, 3-azabicyclo[3.2.2]nonane, aminocarbonyl, dialkylaminocarbonyl; or, taken together with the nitrogen atom to which they are linked, R₂ and R₃ form a 4-morpholinyl, N-alkyl-piperazinyl, pyrrolidinyl, 2-oxo-1-pyrrolidinyl, imidazolyl or 3-azabicyclo[3.2.2]nonyl ring; and R₄ is carboxy, perfluorinated alkyl, C₂-C₄-alkenyl, C₂-C₄-alkynyl, 2-oxopyrrolidinyl, piperidinyl, aryl optionally substituted with halogen, dialkylamino, aminosulfonyl, aminocarbonyl, alkoxy, hydroxy, alkylcarbonylamino, amino, pyrrolidino, N-alkyl-piperazino, morpholino; or R₄ is a straight or branched C₁-C₆ alkyl group optionally substituted with halogen, hydroxy, alkoxy, alkylthio, arylthio, C₃-C₆ cycloalkyl, cyano, carboxy, amino, alkylamino, dialkylamino, pyrrolidino, morpholino, N-alkylpiperazino, azabicyclo[3.2.2]nonane, aminocarbonyl, alkylaminocarbonyl, dialkylaminocarbonyl, aryl optionally substituted with halogen, dialkylamino, aminosulfonyl, aminocarbonyl, alkoxy, hydroxy, alkylcarbonylamino, amino, alkylamino, pyrrolidino, N-alkyl-piperazino or morpholino.

Examples of preferred compounds of formula (I) or (II) of the invention, which may be in the form of pharmaceutically acceptable salts, e.g., hydrobromide or hydrochloride, include the following:

N-(4-{2-[(5-isopropyl-1,3-thiazol-2-yl)amino]-2-oxoethyl}-1,3-thiazol-2-yl)acrylamide;

N-(4-{2-[(5-isopropyl-1,3-thiazol-2-yl)amino]-2-oxoethyl}-1,3-thiazol-2-yl)-2-methylpropanamide;

N-(4-{2-[(5-isopropyl-1,3-thiazol-2-yl)amino]-2-oxoethyl}-1,3-thiazol-2-yl)-2-naphthamide;

N-(4-{2-[(5-isopropyl-1,3-thiazol-2-yl)amino]-2-oxoethyl}-1,3-thiazol-2-yl)benzamide;

N-(4-{2-[(5-isopropyl-1,3-thiazol-2-yl)amino]-2-oxoethyl}-1,3-thiazol-2-yl)-2-phenylacetamide;

N-(4-{2-[(5-isopropyl-1,3-thiazol-2-yl)amino]-2-oxoethyl}-1,3-thiazol-2-yl)-2-(3-pyridinyl)acetamide;

2,2,3,3,3-pentafluoro-N-(4-{2-[(5-isopropyl-1,3-thiazol-2-yl)amino]-2-oxoethyl}-1,3-thiazol-2-yl)propanamide,

2-[(4-{2-[(5-isopropyl-1,3-thiazol-2-yl)amino]-2-oxoethyl}-1,3-thiazol-2-yl)amino]-2-oxoacetic acid;

2-fluoro-N-(4-{2-[(5-isopropyl-1,3-thiazol-2-yl)amino]-2-oxoethyl}-1,3-thiazol-2-yl)acetamide;

2-chloro-N-(4-{2-[(5-isopropyl-1,3-thiazol-2-yl)amino]-2-oxoethyl}-1,3-thiazol-2-yl)acetamide;

2-cyano-N-(4-{2-[(5-isopropyl-1,3-thiazol-2-yl)amino]-2-oxoethyl}-1,3-thiazol-2-yl)acetamide;

N-(4-{2-[(5-isopropyl-1,3-thiazol-2-yl)amino]-2-oxoethyl}-1,3-thiazol-2-yl)-3-oxo-beta-alanine;

N¹-(4-{2-[(5-isopropyl-1,3-thiazol-2-yl)amino]-2-oxoethyl}-1,3-thiazol-2-yl)malonamide;

4-[(4-{2-[(5-isopropyl-1,3-thiazol-2-yl)amino]-2-oxoethyl}-1,3-thiazol-2-yl)-4-oxo-butanoic acid;

2-[2-(glycoloylamino)-1,3-thiazol-4-yl]-N-(5-isopropyl-1,3-thiazol-2-yl)acetamide;

3-hydroxy-N-(4-{2-[(5-isopropyl-1,3-thiazol-2-yl)amino]-2-oxoethyl}-1,3-thiazol-2-yl)propanamide;

3-amino-N-(4-{2-[(5-isopropyl-1,3-thiazol-2-yl)amino]-2-oxoethyl}-1,3-thiazol-2-yl)propanamide;

2-amino-N-(4-{2-[(5-isopropyl-1,3-thiazol-2-yl)amino]-2-oxoethyl}-1,3-thiazol-2-yl)acetamide;

4-hydroxy-N-(4-{2-[(5-isopropyl-1,3-thiazol-2-yl)amino]-2-oxoethyl}-1,3-thiazol-2-yl)butanamide;

4-amino-N-(4-{2-[(5-isopropyl-1,3-thiazol-2-yl)amino]-2-oxoethyl}-1,3-thiazol-2-yl)butanamide;

N-(4-{2-[(5-isopropyl-1,3-thiazol-2-yl)amino]-2-oxoethyl}-1,3-thiazol-2-yl)-2-(4-methyl-1-piperazinyl)acetamide;

2-(4-benzyl-1-piperazinyl)-N-(4-{2-[(5-isopropyl-1,3-thiazol-2-yl)amino]-2-oxoethyl}-1,3-thiazol-2-yl)acetamide;

N-(4-{2-[(5-isopropyl-1,3-thiazol-2-yl)amino]-2-oxoethyl}-1,3-thiazol-2-yl)-2-(1-piperidinyl)acetamide;

N-(5-isopropyl-1,3-thiazol-2-yl)-2-{2-(2-oxo-1-pyrrolidinyl)-1,3-thiazol-4-yl}acetamide;

2-[4-(dimethylamino)phenyl]-N-(4-{2-[(5-isopropyl-1,3-thiazol-2-yl)amino]-2-oxoethyl}-1,3-thiazol-2-yl)acetamide;

N-(4-{2-[(5-isopropyl-1,3-thiazol-2-yl)amino]-2-oxoethyl}-1,3-thiazol-2-yl)-2-(1H-1,2,3,4-tetraazol-1-yl)acetamide;

N-(4-{2-[(5-isopropyl-1,3-thiazol-2-yl)amino]-2-oxoethyl}-1,3-thiazol-2-yl)-5-oxo-2-pyrrolidinecarboxamide;

N'1'-(4-{2-[(5-isopropyl-1,3-thiazol-2-yl)amino]-2-oxoethyl}-1,3-thiazol-2-yl)succinamide;

3-(1H-benzimidazol-2-yl)-N-(4-{2-[(5-isopropyl-1,3-thiazol-2-yl)amino]-2-oxoethyl}-1,3-thiazol-2-yl)propanamide;

1-acetyl-N-(4-{2-[(5-isopropyl-1,3-thiazol-2-yl)amino]-2-oxoethyl}-1,3-thiazol-2-yl)-4-piperidinecarboxamide;

2-[2-(acetylamino)-1,3-thiazol-4-yl]-N-(5-isopropyl-1,3-thiazol-2-yl)acetamide;

4-chloro-N-(4-{2-[(5-isopropyl-1,3-thiazol-2-yl)amino]-2-oxoethyl}-1,3-thiazol-2-yl)butanamide;

N-(4-{2-[(5-isopropyl-1,3-thiazol-2-yl)amino]-2-oxoethyl}-1,3-thiazol-2-yl)-2-methoxyacetamide;

3,3,3-trifluoro-N-(4-{2-[(5-isopropyl-1,3-thiazol-2-yl)amino]-2-oxoethyl}-1,3-thiazol-2-yl)propanamide

2-(dimethylamino)-N-(4-{2-[(5-isopropyl-1,3-thiazol-2-yl)amino]-2-oxoethyl}-1,3-thiazol-2-yl)acetamide

N-(5-isopropyl-1,3-thiazol-2-yl)-2-(2-{[2-(4-methyl-1-piperazinyl)ethyl]amino}-1,3-thiazol-4-yl)acetamide

N-(5-isopropyl-1,3-thiazol-2-yl)-2-(2-{methyl[2-(4-methyl-1-piperazinyl)ethyl]amino}-1,3-thiazol-4-yl)acetamide;

N-(5-isopropyl-1,3-thiazol-2-yl)-2-(2-{[2-(4-morpholinyl)ethyl]amino}-1,3-thiazol-4-yl)acetamide;

N-(5-isopropyl-1,3-thiazol-2-yl)-2-(2-{methyl[2-(4-morpholinyl)ethyl]amino}-1,3-thiazol-4-yl)acetamide;

2-{2-[(2,3-dihydroxypropyl)amino]-1,3-thiazol-4-yl}-N-(5-isopropyl-1,3-thiazol-2-yl)acetamide;

2-{2-[(2,3-dihydroxypropyl)(methyl)amino]-1,3-thiazol-4-yl}-N-(5-isopropyl-1,3-thiazol-2-yl)acetamide;

2-(2-{[3-(dimethylamino)-2-hydroxypropyl]amino}-1,3-thiazol-4-yl)-N-(5-isopropyl-1,3-thiazol-2-yl)acetamide;

2-{2-[(2-amino-2-oxoethyl)amino]-1,3-thiazol-4-yl}-N-(5-isopropyl-1,3-thiazol-2-yl)acetamide;

2-(2-{{2-(dimethylamino)-2-oxoethyl}amino}-1,3-thiazol-4-yl)-N-(5-isopropyl-1,3-thiazol-2-yl)acetamide;

2-[2-(adamantylamino)-1,3-thiazol-4-yl]-N-(5-isopropyl-1,3-thiazol-2-yl)acetamide;

2-[4-(dimethylamino)phenyl]-N-(5-isopropyl-1,3-thiazol-2-yl)acetamide;

N-(5-isopropyl-1,3-thiazol-2-yl)-2-[4-(4-methyl-1-piperazinyl)phenyl]acetamide;

N-(5-isopropyl-1,3-thiazol-2-yl)-2-[4-(4-morpholinyl)phenyl]acetamide;

N-(5-isopropyl-1,3-thiazol-2-yl)-2-[4-(1-pyrrolidinyl)phenyl]acetamide;

N-(5-isopropyl-1,3-thiazol-2-yl)-2-(4-{{2-(4-methyl-1-piperazinyl)ethyl}amino}phenyl)acetamide;

N-(5-isopropyl-1,3-thiazol-2-yl)-2-(4-{methyl[2-(4-methyl-1-piperazinyl)ethyl]amino}phenyl)acetamide;

N-(5-isopropyl-1,3-thiazol-2-yl)-2-(4-{{2-(4-morpholinyl)ethyl}amino}phenyl)acetamide;

N-(5-isopropyl-1,3-thiazol-2-yl)-2-(4-{methyl[2-(4-morpholinyl)ethyl]amino}phenyl)acetamide;

2-[4-{{(2,3-dihydroxypropyl)amino}phenyl}-N-(5-isopropyl-1,3-thiazol-2-yl)acetamide;

2-[4-{{(2,3-dihydroxypropyl)(methyl)amino}phenyl}-N-(5-isopropyl-1,3-thiazol-2-yl)acetamide;

2-(4-{{3-(dimethylamino)-2-hydroxypropyl}amino}phenyl)-N-(5-isopropyl-1,3-thiazol-2-yl)acetamide;

2-[4-(1-adamantylamino)phenyl]-N-(5-isopropyl-1,3-thiazol-2-yl)acetamide;

2-[4-{{(2-amino-2-oxoethyl)amino}phenyl}-N-(5-isopropyl-1,3-thiazol-2-yl)acetamide;

2-(4-{{2-(dimethylamino)-2-oxoethyl}amino}phenyl)-N-(5-isopropyl-1,3-thiazol-2-yl)acetamide;

2-[4-(acetylaminophenyl)-N-(5-isopropyl-1,3-thiazol-2-yl)acetamide;

N-(4-{2-[(5-isopropyl-1,3-thiazol-2-yl)amino]-2-oxoethyl}phenyl)nicotinamide;

N-(4-{2-[(5-isopropyl-1,3-thiazol-2-yl)amino]-2-oxoethyl}phenyl)-5-methyl-2-thiophenecarboxamide;

N-(4-{2-[(5-isopropyl-1,3-thiazol-2-yl)amino]-2-oxoethyl}phenyl)-5-methyl-2-pyrazinecarboxamide;

N-(4-{2-[(5-isopropyl-1,3-thiazol-2-yl)amino]-2-oxoethyl}phenyl)-5-methyl-4-isoxazolecarboxamide;

N-(4-{2-[(5-isopropyl-1,3-thiazol-2-yl)amino]-2-oxoethyl}phenyl)-3,5-dimethyl-4-isoxazolecarboxamide;

(dimethylamino)-N-(4-{2-[(5-isopropyl-1,3-thiazol-2-yl)amino]-2-oxoethyl}phenyl)benzamide;

4-(acetylamino)-N-(4-{2-[(5-isopropyl-1,3-thiazol-2-yl)amino]-2-oxoethyl}phenyl)benzamide;

4-(dimethylamino)-N-(4-{2-[(5-isopropyl-1,3-thiazol-2-yl)amino]-2-oxoethyl}phenyl)benzamide;

N-(4-{2-[(5-isopropyl-1,3-thiazol-2-yl)amino]-2-oxoethyl}phenyl)-1,3-benzodioxole-5-carboxamide;

4-(aminosulfonyl)-N-(4-{2-[(5-isopropyl-1,3-thiazol-2-yl)amino]-2-oxoethyl}phenyl)benzamide;

2-chloro-2,2-difluoro-N-(4-{2-[(5-isopropyl-1,3-thiazol-2-yl)amino]-2-oxoethyl}phenyl)acetamide;

2-cyano-N-(4-{2-[(5-isopropyl-1,3-thiazol-2-yl)amino]-2-oxoethyl}phenyl)acetamide;

1-acetyl-N-(4-{2-[(5-isopropyl-1,3-thiazol-2-yl)amino]-2-oxoethyl}phenyl)-4-piperidinecarboxamide;

N'-[4-{2-[(5-isopropyl-1,3-thiazol-2-yl)amino]-2-oxoethyl}phenyl)succinamide;

N-(4-{2-[(5-isopropyl-1,3-thiazol-2-yl)amino]-2-oxoethyl}phenyl)-2-methoxyacetamide;

3,3,3-trifluoro-N-(4-{2-[(5-isopropyl-1,3-thiazol-2-yl)amino]-2-oxoethyl}phenyl)propanamide;

N-(4-{2-[(5-isopropyl-1,3-thiazol-2-yl)amino]-2-oxoethyl}phenyl)-2-phenylacetamide;

N-(4-{2-[(5-isopropyl-1,3-thiazol-2-yl)amino]-2-oxoethyl}phenyl)-2-methoxy-2-phenylacetamide;

2-[4-(dimethylamino)phenyl]-N-(4-{2-[(5-isopropyl-1,3-thiazol-2-yl)amino]-2-oxoethyl}phenyl)acetamide

N-(4-{2-[(5-isopropyl-1,3-thiazol-2-yl)amino]-2-oxoethyl}phenyl)-2-(3-pyridinyl)acetamide;

N-(4-{2-[(5-isopropyl-1,3-thiazol-2-yl)amino]-2-oxoethyl}phenyl)-2-(3-thienyl)acetamide;

N-(4-{2-[(5-isopropyl-1,3-thiazol-2-yl)amino]-2-oxoethyl}phenyl)-2-[5-(1-pyrrolidinyl)-2H-1,2,3,4-tetraazol-2-yl]acetamide;

2-cyclopropyl-N-(4-{2-[(5-isopropyl-1,3-thiazol-2-yl)amino]-2-oxoethyl}-1,3-thiazol-2-yl)acetamide;

N-(4-{2-[(5-isopropyl-1,3-thiazol-2-yl)amino]-2-oxoethyl}-1,3-thiazol-2-yl)-5-methyl-2-pyrazinecarboxamide;

N-(4-{2-[(5-isopropyl-1,3-thiazol-2-yl)amino]-2-oxoethyl}-1,3-thiazol-2-yl)-2-propynamide;

N-(4-{2-[(5-isopropyl-1,3-thiazol-2-yl)amino]-2-oxoethyl}-1,3-thiazol-2-yl)-5-methyl-1,3-oxazole-4-carboxamide;

N-(4-{2-[(5-isopropyl-1,3-thiazol-2-yl)amino]-2-oxoethyl}-1,3-thiazol-2-yl)-3,3-dimethylbutanamide;

N-(4-{2-[(5-isopropyl-1,3-thiazol-2-yl)amino]-2-oxoethyl}-1,3-thiazol-2-yl)-3-methyl-2-butanamide;

3-cyclopentyl-N-(4-{2-[(5-isopropyl-1,3-thiazol-2-yl)amino]-2-oxoethyl}-1,3-thiazol-2-yl)propanamide;

N-(4-{2-[(5-isopropyl-1,3-thiazol-2-yl)amino]-2-oxoethyl}-1,3-thiazol-2-yl)-2-(3-thienyl)acetamide;

N-(4-{2-[(5-isopropyl-1,3-thiazol-2-yl)amino]-2-oxoethyl}-1,3-thiazol-2-yl)-2-(3-pyridinyl)acetamide;

2,2,2-trifluoro-N-(4-{2-[(5-isopropyl-1,3-thiazol-2-yl)amino]-2-oxoethyl}-1,3-thiazol-2-yl)acetamide;

N-(4-{2-[(5-isopropyl-1,3-thiazol-2-yl)amino]-2-oxoethyl}-1,3-thiazol-2-yl)-3-(2-thienyl)propanamide;

N-(4-{2-[(5-isopropyl-1,3-thiazol-2-yl)amino]-2-oxoethyl}-1,3-thiazol-2-yl)-2-(4-pyridinylsulfanyl)acetamide;

N-(4-{2-[(5-isopropyl-1,3-thiazol-2-yl)amino]-2-oxoethyl}-1,3-thiazol-2-yl)-2-(3-pyridinyl)-1,3-thiazole-4-carboxamide;

2-[2-(acetylamino)-1,3-thiazol-4-yl]-N-(5-cyclopropyl-1,3-thiazol-2-yl)acetamide;

2-[2-(acetylamino)-1,3-thiazol-4-yl]-N-{5-[(3-hydroxypropyl)(methyl)amino]-1,3-thiazol-2-yl}acetamide;

2-[2-(acetylamino)-1,3-thiazol-4-yl]-N-{5-[(2-hydroxyethyl)(methyl)amino]-1,3-thiazol-2-yl}acetamide;

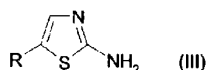
2-[4-(dimethylamino)phenyl]-N-{5-[(2-hydroxyethyl)(methyl)amino]-1,3-thiazol-2-yl}acetamide;

2-[4-(dimethylamino)phenyl]-N-{5-[(3-hydroxypropyl)(methyl)amino]-1,3-thiazol-2-yl}acetamide; and

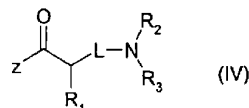
N-(5-cyclopropyl-1,3-thiazol-2-yl)-2-[4-(dimethylamino)phenyl]acetamide.

The compounds of formula (I) or (II), and the salts thereof, may be obtained, for example, by a process comprising:

(a) reacting a compound of formula (III):

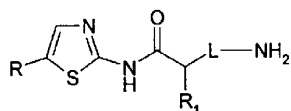


with a compound of formula (IV):



where R, L, R₁, R₂ and R₃ are as above defined, and Z is hydroxy or a suitable leaving group, so as to obtain a compound of formula (I) wherein R, L, R₁, R₂ and R₃ are as defined above; or

(b) reacting a compound of formula (I):



(I)

with a compound of formula (V):



where R, R₁, L and R₄ are as defined above, and X is hydroxy or a suitable leaving group such as chlorine or bromine, thus obtaining a compound of formula (II), where R, L, R₁ and R₄ are as defined above; or

(c) reacting a compound of the above formula (I), where both or at least one of R₂ and R₃ is a hydrogen atom, with a compound of formula (VI):



where R' has the meanings of R₂ or R₃ but is other than hydrogen, and Y is a suitable leaving group such as bromine, chlorine, mesyl, tosyl, hydroxy, or formyl (CHO), thus obtaining a compound of formula (I) wherein both or at least one of R₂ and R₃ is other than hydrogen; and, optionally, converting a compound of formula (I) or (II) into another compound of formula (I) or (II), and/or into a salt thereof.

As will be readily appreciated by one skilled in the art, if the compound of formula (I) or (II), prepared according to the above process is obtained as an admixture of isomers, their separation into the single isomers of formula (I) or (II) according to conventional techniques is within the scope of the present invention. Likewise, the conversion into the free compound (I) or (II) of a corresponding salt thereof, according to well-known procedures in the art, is within the scope of the invention.

The above (a), (b), (c) processes are analogy processes which can be carried out according to well-known methods in the art.

The reaction between a compound of formula (III) with a compound of formula (IV) where Z is a hydroxy group, according to process (a), or between a compound of formula (I) wherein both R₂ and R₃ represent hydrogen atoms with a carboxylic acid of formula (V) wherein X is a hydroxy group, according to process (b), can be carried out in the presence of

a coupling agent such as, for instance, carbodiimide, i.e., 1,3-dicyclohexylcarbodiimide, 1,3-diisopropylcarbodiimide, or 1-(3-dimethylaminopropyl)-3-ethylcarbodiimide, or using a polymer supported carbodiimide, such as N-cyclohexylcarbodiimide, N'-methyl polystyrene, in a suitable solvent such as, for instance, dichloromethane, chloroform, tetrahydrofuran, diethyl ether, 1,4-dioxane, acetonitrile, toluene, or N,N-dimethylformamide at a temperature ranging from about -10 C to reflux for a suitable time, i.e., from about 30 min. to about 8 days.

The reaction between a compound of formula (III) and a compound of formula (IV) wherein Z is hydroxy, or between a compound of formula (I) wherein R₂ and R₃ are hydrogen atoms with a compound of formula (V) wherein X is hydroxy, can be also carried out, for example, by a mixed anhydride method, using an alkyl chloroformate, such as ethyl, isobutyl, or isopropyl chloroformate, in the presence of a tertiary base, such as triethylamine, N,N-diisopropylethylamine or pyridine, in a suitable solvent, as, for instance, toluene, dichloromethane, chloroform, tetrahydrofuran, acetonitrile, diethyl ether, 1,4-dioxane, or N,N-dimethylformamide, at a temperature ranging from about -30 C to room temperature.

The reaction between a compound of formula (III) and a carboxylic acid derivative of formula (IV) where Z is suitable leaving group, according to process (a), or between a compound of formula (I) wherein both R₂ and R₃ are hydrogen atoms with a carboxylic acid derivative of formula (V) wherein X is a suitable leaving group, according to process (b), can be carried out in the presence of a tertiary base, such as triethylamine, N,N-diisopropylethylamine or pyridine, in a suitable solvent, such as toluene, dichloromethane, chloroform, diethyl ether, tetrahydrofuran, acetonitrile, or N,N-dimethylformamide, at a temperature ranging from about -10 C to reflux.

The reaction between a compound of formula (I) and a compound of formula (VI) wherein Y is a suitable leaving group, according to process (c), can be carried out in the presence of a suitable base, such as potassium carbonate, triethylamine, N,N-diisopropylethylamine or pyridine, in a suitable solvent, such as ethanol, acetonitrile, N,N-dimethylformamide, 1,4-dioxane, or tetrahydrofuran, at a temperature ranging from room temperature to reflux.

The reaction between a compound of formula (I) and a compound of formula (VI) wherein Y is hydroxy, according to process (c), can be carried out under Mitsunobu's conditions, in the presence of triphenylphosphine and diethylazidodicarboxylate, in a suitable solvent, such as tetrahydrofuran, at a temperature ranging from 0 °C to room temperature.

The reaction between a compound of formula (I) and a compound of formula (VI) wherein Y is CHO, according to process (c), can be carried out in the presence of conventional reducing agents such as, for instance, sodium borohydride, sodium cyanoborohydride or sodium triacetoxyborohydride, in a suitable solvent, for instance methanol or ethanol, at a temperature ranging from about 0 °C to reflux.

Also the optional conversion of a compound of formula (I) or (II) into another compound of formula (I) or (II) can be carried out according to known methods.

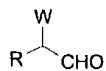
As an example, process c) above may be regarded as a possible conversion of a compound of the invention into another compound of the invention.

The optional salification of a compound of formula (I) or (II) or the conversion of a salt into the free compound as well as the separation of a mixture of isomers into the single isomers may be carried out by conventional methods.

The compounds of formula (III), (IV), (V) and (VI), according to the process object of the present invention, are known compounds or can be obtained according to known methods.

A compound of formula (IV) or of formula (V) wherein Z or X are a leaving group as defined above can be obtained according to conventional techniques from the corresponding carboxylic acids of formula (IV) or (V) wherein Z or X is hydroxy.

A compound of formula (III) wherein R is as defined above, can be obtained, for example, by reacting a compound of formula (VII):



where R is as defined above and W is bromine or chlorine, with thiourea, in a suitable solvent, such as methanol, ethanol, tetrahydrofuran, 1,4-dioxane, or toluene, at a temperature varying between room temperature and reflux, for a suitable time, ranging from about 1 hour to about 24 hours.

The compounds of formula from (IV) to (VII) are, in some cases, commercially available products, or may be prepared by methods well-known in the art.

When preparing the compounds of formula (I) according to the process object of the present invention, optional functional groups within both the starting materials or the intermediates thereof, which could give rise to unwanted side reactions, need to be properly protected according to conventional techniques.

Likewise, the conversion of these latter into the free deprotected compounds may be carried out according to known procedures.

Pharmacology

The compounds of formula (I) or (II), are active as cdk/cyclin inhibitors as they gave positive results when tested according to the following procedure.

The inhibiting activity of putative cdk/cyclin inhibitors and the potency of selected compounds was determined through a method of assay based on the use of the MultiScreen-PH 96 well plate (Millipore), in which a phosphocellulose filter paper was placed at each well bottom allowing binding of positive charged substrate after a washing/filtration step.

When a radioactivity labelled phosphate moiety was transferred by the ser/threo kinase to the filter-bound histone, light emitted was measured in a scintillation counter.

The inhibition assay of cdk2/Cyclin A activity was performed according to the following protocol:

Kinase reaction: 1.5 M histone H1 substrate, 25 M ATP (0.5 uCi P33g-ATP), 100 ng Cyclin A/cdk2 complex, 10 M inhibitor in a final volume of 100 µL buffer (TRIS HCl 10 mM, pH 7.5, MgCl₂ 10 mM, 7.5 mM DTT) were added to each well of a 96 U bottom well plate. After 10 min at 37 C incubation, reaction was stopped by 20 µL EDTA 120 mM.

Capture: 100 l were transferred from each well to MultiScreen plate, to allow substrate binding to phosphocellulose filter. Plates were then washed 3 times with 150 pi/well PBS Ca⁺⁺/Mg⁺⁺ free and filtered by MultiScreen filtration system.

Detection: filters were allowed to dry at 37 C, then 100 μ l/well scintillant were added and ³³P labelled histone H1 was detected by radioactivity counting in the Top-Count instrument.

Results: data were analysed and expressed as % inhibition referred to total activity of enzyme (=100%).

All compounds showing inhibition > 50 % were further analyzed in order to study and define the kinetic-profile of inhibitor through Ki calculation.

The protocol used was the same described above, except for ATP and substrate concentrations. Either the concentration of ATP and histone H1 substrate were varied: 4, 8, 12, 24, 48 μ M for ATP (containing proportionally diluted ³³P-ATP) and 0.4, 0.8, 1.2, 2.4, 4.8 μ M for histone were used in absence and presence of two different, properly chosen inhibitor concentrations.

Experimental data were analysed by the computer program "SigmaPlot" for Ki determination, using a random bireactant system equation:

$$v = \frac{V_{max} \cdot (A)(B)}{K_A K_B + a K_A K_B + (A)(B)}$$

where A=ATP and B=histone H1.

As an example, herewith reported is the inhibiting activity towards the CDK2/cyclin A complex, expressed as IC₅₀ value, of a compound of the invention namely, 2-[2-(acetylamino)-1,3-thiazol-4-yl]-N-(5-isopropyl-1,3-thiazol-2-yl)acetamide [0.5 (μ M)].

In addition, the inhibiting activity of putative cdk/cyclin inhibitors and the potency of selected compounds was determined through a method of assay based on the use of a SPA (Scintillation Proximity Assay) 96 well plate assay. The assay is based on the ability of

streptavidin coated SPA beads to capture a biotinylated peptide derived from a phosphorylation site of histone.

When a radioactivity labelled phosphate moiety was transferred by the ser/threo kinase to the biotinylated histone peptide, light emitted was measured in a scintillation counter.

The inhibition assay of cdk5/p25 activity was performed according to the following protocol:

Kinase reaction: 1.0 M biotinylated histone peptide substrate, 0.25 uCi P33g-ATP, 4 nM cdk2/p25 complex, 0-100 M inhibitor in a final volume of 100 l buffer (Hepes 20 mM pH 7.5, MgCl₂ 15 mM, 1 mM DTT) were added to each well of a 96 U bottom well plate. After 20 min at 37 C incubation, the reaction was stopped by the addition of 500 ug SPA beads in phosphate-buffered saline containing 0.1% Triton X-100, 50 uM ATP and 5 mM EDTA. The beads were allowed to settle, and the radioactivity incorporated in the 33P-labelled peptide was detected in a Top Count scintillation counter.

Results: Data were analyzed and expressed as % Inhibition using the formula:

$$100 \times (1 - (\text{Unknown} - \text{Bkgd}) / (\text{Enz. Control} - \text{Bkgd}))$$

IC₅₀ values were calculated using a variation of the four parameter logistics equation:

$$Y = 100 / [1 + 10^{((\text{LogEC}_{50} - X) \times \text{Slope})}]$$

Where X = log(uM) and Y = % Inhibition.

The compounds of formula (I) or (II) are therefore useful to restrict the unregulated proliferation of tumor cells, hence in therapy in the treatment of various tumors such as, for instance, carcinomas, e.g., mammary carcinoma, lung carcinoma, bladder carcinoma, colon

carcinoma, ovary and endometrial tumors, sarcomas, e.g., soft tissue and bone sarcomas, and the hematological malignancies such as, e.g., leukemias.

In addition, the compounds of formula (I) or (II) are also useful in the treatment of other cell proliferative disorders such as psoriasis, vascular smooth cell proliferation associated with atherosclerosis and postsurgical stenosis and restenosis and in the treatment of Alzheimer's disease.

The compounds of formula (I) or (II) of the present invention, suitable for administration to a mammal, e.g., to humans, can be administered by the usual routes and the dosage level depends upon the age, weight, conditions of the patient and the administration route.

For example, a suitable dosage adopted for oral administration of a compound of formula (I) or (II) may range from about 10 to about 500 mg per dose, from 1 to 5 times daily.

The compounds of the present invention can be administered either as single agents or, alternatively, in combination with known anticancer treatments such as radiation therapy or chemotherapy regimen in combination with cytostatic or cytotoxic agents, antibiotic-type agents, alkylating agents, antimetabolite agents, hormonal agents, immunological agents, interferon-type agents, cyclooxygenase inhibitors (e.g. COX-2 inhibitors), metallomatrixprotease inhibitors, telomerase inhibitors, tyrosine kinase inhibitors, anti-growth factor receptor agents, anti-HER agents, anti-EGFR agents, anti-angiogenesis agents, farnesyl transferase inhibitors, ras-raf signal transduction pathway inhibitors, cell cycle inhibitors, other cdk inhibitors, tubulin binding agents, topoisomerase I inhibitors, topoisomerase II inhibitors, and the like.

As an example, the compounds of the invention can be administered in combination with one or more chemotherapeutic agents such as, for instance, taxane, taxane derivatives, encapsulated taxanes, CPT-11, camptothecin derivatives, anthracycline glycosides, e.g., doxorubicin, idarubicin, epirubicin, etoposide, navelbine, vinblastine, carboplatin, cisplatin, estramustine, celecoxib, Sugen SU-5416, Sugen SU-6668, Herceptin, and the like, optionally within liposomal formulations thereof.

If formulated as a fixed dose, such combination products employ the compounds of this invention within the dosage range described above and the other pharmaceutically active agent within the approved dosage range.

Compounds of formula (I) may be used sequentially with known anticancer agents when a combination formulation is inappropriate.

The compounds of the invention can be administered in a variety of dosage forms, e.g., orally, in the form of tablets, capsules, sugar or film coated tablets, liquid solutions or suspensions; rectally in the form of suppositories; parentally, e.g., intramuscularly, or by intravenous and/or intrathecal and/or intraspinal injection or infusion.

The present invention also includes pharmaceutical compositions comprising a compound of formula (I) or (II), or a pharmaceutically acceptable salt thereof in association with a pharmaceutically acceptable excipient (which can be a carrier or a diluent).

The pharmaceutical compositions containing the compounds of the invention are usually prepared following conventional methods and are administered in a pharmaceutically suitable form.

For example, the solid oral forms may contain, together with the active compound, diluents, e.g. lactose, dextrose, saccharose, sucrose, cellulose, corn starch or potato starch; lubricants, e.g. silica, talc, stearic acid, magnesium or calcium stearate, and/or polyethylene glycols; binding agents, e.g. starches, arabic gum, gelatine, methylcellulose, carboxymethylcellulose or polyvinyl pyrrolidone; disaggregating agents, e.g. a starch, alginic acid, alginates or sodium starch glycolate; effervescing mixtures; dyestuffs; sweeteners; wetting agents such as lecithin, polysorbates, laurylsulphates; and, in general, non-toxic and pharmacologically inactive substances used in pharmaceutical formulations. The pharmaceutical preparations may be manufactured in known example, by means of mixing, granulating, sugar-coating, or film-coating processes. The liquid dispersions for oral administration manner, for tableting, may be e.g., syrups, emulsions and suspensions.

The syrups may contain as carrier, for example, saccharose or saccharose with glycerine and/or mannitol and/or sorbitol.

The suspensions and the emulsions may contain as carrier, for example, a natural gum, agar, sodium alginate, pectin, methylcellulose, carboxymethylcellulose, or polyvinyl alcohol.

The suspension or solutions for intramuscular injections may contain, together with the active compound, a pharmaceutically acceptable carrier, e.g. sterile water, olive oil, ethyl oleate, glycols, e.g. propylene glycol, and, if desired, a suitable amount of lidocaine hydrochloride. The solutions for intravenous injections or infusions may contain as carrier, for example, sterile water or preferably they may be in the form of sterile, aqueous, isotonic saline solutions or they may contain as a carrier propylene glycol.

The suppositories may contain together with the active compound a pharmaceutically acceptable carrier, e.g. cocoa butter, polyethylene glycol, a polyoxyethylene sorbitan fatty acid ester surfactant or lecithin.

The following examples illustrate but do not limit the present invention.

EXAMPLES

Having generally described this invention, a further understanding can be obtained by reference to certain specific examples which are provided herein for purposes of illustration only and are not intended to be limiting unless otherwise specified.

Example 1

Preparation of 2-amino-5-isopropyl-1,3-thiazole

2 ml (18.6 mmol) of 3-methylbutyraldehyde were dissolved in 15 ml of 1,4-dioxane. 40.4 ml (18.6 mmol) of a solution 2% v/v of bromine in 1,4-dioxane was dropped therein at 0 °C. The mixture was maintained at room temperature under stirring for 2 hours, then 2.83 g (37.2 mmol) of thiourea and 5 ml of ethanol were added.

After 6 hours at room temperature the solution was evaporated to dryness, the residue was dissolved in CH₂Cl₂ and the product extracted with 1M hydrochloric acid; the aqueous layer was made basic by using 30% ammonium hydrate and extracted again with CH₂Cl₂. The organic phase was dried over sodium sulfate and evaporated under vacuum. The residue

was chromatographed on a silica gel column, eluting with cyclohexane-ethyl acetate to give 1.1 g (42% yield) of the title compound.

¹H-NMR (DMSO-d₆) ppm: 6.6 (s, 2H, NH₂); 6.58 (s, 1H, thiazole CH); 2.9 (m, 1H, CHMe₂); 1.18 (s, 3H, MeCHMe); 1.17 (s, 3H, MeCHMe).

Analogously, starting from the corresponding aldehyde, the following product can be prepared: 2-amino-5-cyclopropyl-1,3- thiazole.

Example 2

Preparation of tert-butyl 4-{2-[(5-isopropyl-1,3-thiazol-2-yl)amino]-2-oxoethyl}-1,3-thiazol-2-ylcarbamate

EDCI (20.6 g, 107 mmol) was added to a solution of 2-{2[(tert-butoxycarbonyl)amino]-1,3-thiazol-4-yl}acetic acid (25 g, 97 mmol) in CHCl₃ (200 ml) under ice-cooling.

After stirring for 1 hour, a solution of 2-amino-5-isopropyl-1,3-thiazole (13.7 g, 97 mmol) in CHCl₃ (150 ml) was added dropwise, and the entire mixture was kept at 0 C for 1 hour, then at room temperature overnight.

The solution was washed with water, 5% citric acid, water, saturated sodium bicarbonate, and brine.

Drying over sodium sulfate and evaporation gave a solid which was chromatographed on silica gel using CH₂Cl₂:MeOH 95:5 as eluent to give the title compound as a colorless solid (22 g; 59%)

m.p. 196-197 C

¹H-NMR DMSO-d₆) ppm: 12 (s, broad, 1H, NH); 11.4 (s, broad, 1H, NHBoc); 7.14 (s, 1H, H4-thiazole); 6.9 (s, 1H, H5-thiazole); 3.7 (s, 2H, CH₂); 3.08 (m, 1H, CHMe₂); 1.42 (s, 9H, t-Bu); 1.22 (d, 6H, CHMe₂).

Analogously, starting from the corresponding carboxylic acid, the following product can be prepared:

tert-butyl 4-{2-[(5-isopropyl-1,3-thiazol-2-yl)amino]-2-oxoethyl}phenylcarbamate

m.p. 179-180 C

¹H-NMR (DMSO-d₆) ppm: 12.1 (s, broad, 1H, NH); 9.22 (s, broad, 1H, NHBoc); 7.35 (d, 2H, Ph); 7.19 (s, 1H, H4-thiazole); 7.15 (d, 2H, Ph); 3.6 (s, 2H, CH₂); 3.08 (m, 1H, CHMe₂); 1.43 (s, 9H, t-Bu); 1.11 (d, 6H, CHMe₂).

Example 3

Preparation of 2-(2-amino-1,3-thiazol-4-yl)-N-(5-isopropyl-1,3-thiazol-2-yl)acetamide

Trifluoroacetic acid (168 ml) was added to a solution of tert-butyl 4-{2-[(5-isopropyl-1,3-thiazol-2-yl)amino]-2-oxoethyl}-1,3-thiazol-2-ylcarbamate (22 g, 57.51 mmol) in CH₂Cl₂ (750 ml) and anisole (9.33 ml, 86.27 mmol) under ice-cooling.

After stirring for 2 hours at 0 °C, the solution was kept at room temperature overnight and then evaporated. The residue was dissolved in CH₂Cl₂ and the solvent was evaporated (500 ml x 3).

The residue was then partitioned between CH₂Cl₂ and water. The organic layer was further washed with water, saturated sodium bicarbonate and brine.

Drying over sodium sulfate and evaporation gave a solid which was triturated with isopropyl ether/cyclohexane to give the title compound as a beige solid (13 g; 81%)
m.p. 201-203 °C

¹H-NMR (DMSO-d₆) ppm: 11.98 (s, broad, 1H, NH); 7.13 (s, broad, 1H, NHBoc); 7-6.6 (m, 4, Ph); 5.9 (s, broad, 2H, NH₂); 3.55 (s, 2H, CH₂); 3.08 (m, 1H, CHMe₂); 1.12 (d, 6H, CHMe₂).

Analogously, the following products can be prepared:

2-(4-aminophenyl)-N-(5-isopropyl-1,3-thiazol-2-yl)acetamide

m.p. 165-166 °C

¹H-NMR (DMSO-d₆) ppm: 11.98 (s, broad, 1H, NH); 7.13 (s, 1H, H4-thiazole); 7-6.6 (m, 4H, Ph); 5.9 (s, broad, 2H, NH₂); 3.55 (s, 2H, CH₂); 3.08 (m, 1H, CHMe₂); 1.12 (d, 6H, CHMe₂);
4-amino-N-(4-{2-[(5-isopropyl-1,3-thiazol-2-yl)amino]-2-oxoethyl}-1,3-thiazol-2-yl)butanamide;

3-amino-N-(4-{2-[(5-isopropyl-1,3-thiazol-2-yl)amino]-2-oxoethyl}-1,3-thiazol-2-yl)propanamide; and
 2-amino-N-(4-{2-[(5-isopropyl-1,3-thiazol-2-yl)amino]-2-oxoethyl}-1,3-thiazol-2-yl)acetamide.

Example 4

Preparation of 2-chloro-N-(4-{2-[(5-isopropyl-1,3-thiazol-2-yl)amino]-2-oxoethyl}-1,3-thiazol-2-yl)acetamide

EDCI (0.49 g, 2.54 mmol) was added to a solution of 2-chloroacetic acid (0.24 g, 2.54 mmol) in CHCl_3 (10 ml) under ice-cooling.

After stirring for 1 hour at 0 °C, a solution of 2-(2-amino-1,3-thiazol-4-yl)-N-(5-isopropyl-1,3-thiazol-2-yl)acetamide (0.6 g, 2.12 mmol) in CHCl_3 (10 ml) was added dropwise, and the entire mixture was kept at 0 °C for 1 hour, then at room temperature overnight.

The solution was washed with water, 5% citric acid, water, saturated sodium bicarbonate, and brine.

Drying over sodium sulfate and evaporation gave a solid which was chromatographed on silica gel using CH_2Cl_2 and then $\text{CH}_2\text{Cl}_2:\text{MeOH}$ 99:1 as eluent to give the title compound as a colorless solid (0.49 g; 65%).

m.p. 176-178 °C

$^1\text{H-NMR}$ (CDCl_3) ppm: 11 (s, broad, 2H, 2NH); 7.01 (s, 1H, H4-thiazole); 6.83 (s, 1H, H5-thiazole); 4.23 (s, 2H, CH_2Cl); 3.83 (s, 2H, CH_2CO); 3.1 (m, 1H, CHMe_2); 1.35 (d, 6H, CHMe_2).

Analogously, the following products can be prepared:

2-[2-(acetylamino)-1,3-thiazol-4-yl]-N-(5-isopropyl-1,3-thiazol-2-yl)acetamide

m.p. 174-176 °C

$^1\text{H-NMR}$ ($\text{DMSO}-d_6$) ppm: 12.1 (2s, broad, 2H, 2NH); 7.15 (s, 1H, H4-thiazole); 6.93 (s, 1H, H5-thiazole); 3.77 (s, 2H, CH_2); 3.3 (s, 3H, CH_3); 3.1 (m, 1H, CHMe_2); 1.22 (d, 6H, CHMe_2);

4-chloro-N-(4-{2-[(5-isopropyl-1,3-thiazol-2-yl)amino]-2-oxoethyl}-1,3-thiazol-2-yl)butanamide

m.p. 170-172 C

¹H-NMR (DMSO-d₆) ppm: 12.15 (s, broad, 1H, NH); 12.05 (s, broad, 1H, NH); 7.12 (s, 1H, H4-thiazole); 6.95 (s, 1H, H5-thiazole); 3.76 (s, 2H, CH₂CO); 3.62 (t, 2H, CH₂CH₂CH₂Cl); 3.08 (m, 1H, CHMe₂); 2.55 (t, 2H, CH₂CH₂CH₂Cl); 2 (t, 2H, CH₂CH₂CH₂Cl); 1.1 (d, 6H, CHMe₂).

N-(4-{2-[(5-isopropyl-1,3-thiazol-2-yl)amino]-2-oxoethyl}-1,3-thiazol-2-yl)-2-methoxyacetamide

m.p. 147-149 C

¹H-NMR (DMSO-d₆) ppm: 12.03 (s, broad, 1H, NH); 7.11 (s, 1H, H4-thiazole); 6.98 (s, 1H, H5-thiazole); 4.09 (s, 3H, OMe); 3.79 (s, 2H, CH₂); 3.1 (m, 1H, CHMe₂); 1.21 (d, 6H, CHMe₂);

3,3,3-trifluoro-N-(4-{2-[(5-isopropyl-1,3-thiazol-2-yl)amino]-2-oxoethyl}-1,3-thiazol-2-yl)propanamide

m.p. 214-216 C

¹H-NMR (DMSO-d₆) ppm: 12.5 (s, broad, 1H, NH); 12.1 (s, broad, 1H, NH); 7.15 (s, 1H, H4-thiazole); 7.02 (s, 1H, H5-thiazole); 3.79 (s, 2H, CH₂); 3.6 (q, 2H, CH₂CF₃); 3.1 (m, 1H, CHMe₂); 1.11 (d, 6H, CHMe₂);

2-[4-(dimethylamino)phenyl]-N-(5-isopropyl-1,3-thiazol-2-yl)-acetamide;

m.p. 136-137 C

¹H-NMR (DMSO-d₆) ppm: 12 (s, broad, 1H, NH); 7.11 (s, 1H, H4-thiazole); 7.1 (d, 2H, Ph); 6.65 (d, 2H, Ph); 3.55 (s, 2H, CH₂); 3.1 (m, 1H, CHMe₂); 2.82 (s, 6H, NMe₂); 1.21 (d, 6H, CHMe₂);

2-[4-(acetylamino)phenyl]-N-(5-isopropyl-1,3-thiazol-2-yl)-acetamide

m.p. 186-187°C

¹H-NMR (DMSO-d₆) ppm: 12.09 (s, broad, 1H, NH); 9.9 (s, broad, 1H, NH); 7.6-7.2 (m, 4H, Ph); 7.15 (s, 1H, H4thiazole); 3.62 (s, 2H, CH₂); 3.08 (m, 1H, CHMe₂); 2-(s, 3H, CH₃); 1.21 (d, 6H, CHMe₂);

tert-butyl 2-[(4-{2-[(5-isopropyl-1,3-thiazol-2-yl)amino]2-oxoethyl}-1,3-thiazol-2-yl)amino]-2-oxoethylcarbamate;

tert-butyl 3-[(4-{2-[(5-isopropyl-1,3-thiazol-2-yl)amino]-2-oxoethyl}-1,3-thiazol-2-yl)amino]-3-oxopropylcarbamate; and

tert-butyl 4-[(4-{2-[(5-isopropyl-1,3-thiazol-2-yl)amino]2-oxoethyl}-1,3-thiazol-2-yl)amino]-4-oxobutylcarbamate;

2-[4-(dimethylamino)phenyl]-N-(5-nitro-1,3-thiazol-2-yl)acetamide;

2-[2-(acethylamino)-1,3-thiazol-4-yl]-N-(5-nitro-1,3-thiazol-2-yl)acetamide; and

N-(5-cyclopropyl-1,3-thiazol-2-yl)-2-[4-(dimethylamino)phenyl]acetamide.

Example 5

Preparation of N-(4-{2-[(5-isopropyl-1,3-thiazol-2-yl)amino]-2-oxoethyl}-1,3-thiazol-2-yl)-2-methylpropanamide

To a solution of isobutyric acid (49.1, 0.53 mmol) in CH₂Cl₂ (1.5 ml), N-cyclohexylcarbodiimide, N'-methyl polystyrene (0.4 g, loading 2 mmol/g, 0.798 mmol), N-hydroxybenzotriazole (0.072 g, 0.53 mmol) and a solution of 2-(2-amino-1,3-thiazol-4-yl)-N-(5-isopropyl-1,3-thiazol-2-yl)acetamide (0.075 g, 0.266 mmol) in CH₂Cl₂/DMF (0.4 ml/0.6 ml) were added. The reaction mixture was maintained under stirring at room temperature for about 8 days. After this time, PS-Trisamine (0.44 g, loading 3.62 mmol/g, 1.596 mmol) was added, stirring was continued for about 6 hours and then the mixture was filtered. The resin was washed with CH₂Cl₂ (1 ml x 5), the organic layers were combined and evaporated to dryness to give, after trituration with diisopropyl ether the title compound.

Analogously, starting from the corresponding carboxylic acids, the following compounds can be prepared:

N-(4-{2-[(5-isopropyl-1,3-thiazol-2-yl)amino]-2-oxoethyl}-1,3-thiazol-2-yl)acrylamide;
 N-(4-{2-[(5-isopropyl-1,3-thiazol-2-yl)amino]-2-oxoethyl}-1,3-thiazol-2-yl)-2-naphthamide;
 N-(4-{2-[(5-isopropyl-1,3-thiazol-2-yl)amino]-2-oxoethyl}-1,3-thiazol-2-yl)benzamide;
 N-(4-{2-[(5-isopropyl-1,3-thiazol-2-yl)amino]-2-oxoethyl}-1,3-thiazol-2-yl)-2-phenylacetamide;
 N-(4-{2-[(5-isopropyl-1,3-thiazol-2-yl)amino]-2-oxoethyl}-1,3-thiazol-2-yl)-2-(3-pyridinyl)acetamide;
 2,2,3,3,3-pentafluoro-N-(4-{2-[(5-isopropyl-1,3-thiazol-2-yl)amino]-2-oxoethyl}-1,3-thiazol-2-yl)propanamide;
 2-fluoro-N-(4-{2-[(5-isopropyl-1,3-thiazol-2-yl)amino]-2-oxoethyl}-1,3-thiazol-2-yl)acetamide;
 2-cyano-N-(4-{2-[(5-isopropyl-1,3-thiazol-2-yl)amino]-2-oxoethyl}-1,3-thiazol-2-yl)acetamide;
 N-(4-{2-[(5-isopropyl-1,3-thiazol-2-yl)amino]-2-oxoethyl}-1,3-thiazol-2-yl)-2-(4-methyl-1-piperazinyl)acetamide;
 2-(4-benzyl-1-piperazinyl)-N-(4-{2-[(5-isopropyl-1,3-thiazol-2-yl)amino]-2-oxoethyl}-1,3-thiazol-2-yl)acetamide;
 N-(4-{2-[(5-isopropyl-1,3-thiazol-2-yl)amino]-2-oxoethyl}-1,3-thiazol-2-yl)-2-(1-piperidinyl)acetamide;
 2-[4-(dimethylamino)phenyl]-N-(4-{2-[(5-isopropyl-1,3-thiazol-2-yl)amino]-2-oxoethyl}-1,3-thiazol-2-yl)acetamide;
 N-(4-{2-[(5-isopropyl-1,3-thiazol-2-yl)amino]-2-oxoethyl}-1,3-thiazol-2-yl)-2-(1H-1,2,3,4-tetrazol-1-yl)acetamide;
 N-(4-{2-[(5-isopropyl-1,3-thiazol-2-yl)amino]-2-oxoethyl}-1,3-thiazol-2-yl)-5-oxo-2-pyrrolidinecarboxamide;
 N¹-(4-{2-[(5-isopropyl-1,3-thiazol-2-yl)amino]-2-oxoethyl}-1,3-thiazol-2-yl)malonamide;
 N¹-(4-{2-[(5-isopropyl-1,3-thiazol-2-yl)amino]-2-oxoethyl}-1,3-thiazol-2-yl)succinamide;

3-((1H-benzimidazol-2-yl)-N-(4-{2-[(5-isopropyl-1,3-thiazol-2-yl)amino]-2-oxoethyl}-1,3-thiazol-2-yl)propanamide; and
1-acetyl-N-(4-{2-[(5-isopropyl-1,3-thiazol-2-yl)amino]-2-oxoethyl}-1,3-thiazol-2-yl)-4-piperidinecarboxamide;
2-cyclopropyl-N-(4-{2-[(5-isopropyl-1,3-thiazol-2-yl)amino]-2-oxoethyl}-1,3-thiazol-2-yl)acetamide;
N-(4-{2-[(5-isopropyl-1,3-thiazol-2-yl)amino]-2-oxoethyl}-1,3-thiazol-2-yl)-5-methyl-2-pyrazinecarboxamide;
N-(4-{2-[(5-isopropyl-1,3-thiazol-2-yl)amino]-2-oxoethyl}-1,3-thiazol-2-yl)-2-propynamide;
N-(4-{2-[(5-isopropyl-1,3-thiazol-2-yl)amino]-2-oxoethyl}-1,3-thiazol-2-yl)-5-methyl-1,3-oxazole-4-carboxamide;
N-(4-{2-[(5-isopropyl-1,3-thiazol-2-yl)amino]-2-oxoethyl}-1,3-thiazol-2-yl)-3,3-dimethylbutanamide;
N-(4-{2-[(5-isopropyl-1,3-thiazol-2-yl)amino]-2-oxoethyl}-1,3-thiazol-2-yl)-3-methyl-2-butanamide;
3-cyclopentyl-N-(4-{2-[(5-isopropyl-1,3-thiazol-2-yl)amino]-2-oxoethyl}-1,3-thiazol-2-yl)propanamide;
N-(4-{2-[(5-isopropyl-1,3-thiazol-2-yl)amino]-2-oxoethyl}-1,3-thiazol-2-yl)-2-(3-thienyl)acetamide;
N-(4-{2-[(5-isopropyl-1,3-thiazol-2-yl)amino]-2-oxoethyl}-1,3-thiazol-2-yl)-2-(3-pyridinyl)acetamide;
2,2,2-trifluoro-N-(4-{2-[(5-isopropyl-1,3-thiazol-2-yl)amino]-2-oxoethyl}-1,3-thiazol-2-yl)acetamide;
N-(4-{2-[(5-isopropyl-1,3-thiazol-2-yl)amino]-2-oxoethyl}-1,3-thiazol-2-yl)-3-(2-thienyl)propanamide;
N-(4-{2-[(5-isopropyl-1,3-thiazol-2-yl)amino]-2-oxoethyl}-1,3-thiazol-2-yl)-2-(4-pyridinylsulfanyl)acetamide;
N-(4-{2-[(5-isopropyl-1,3-thiazol-2-yl)amino]-2-oxoethyl}-1,3-thiazol-2-yl)-2-(3-pyridinyl)-1,3-thiazole-4-carboxamide;
2-[2-(acetylamino)-1,3-thiazol-4-yl]-N-(5-cyclopropyl-1,3-thiazol-2-yl)acetamide;

Example 6

Preparation of ethyl 2-[(4-{2-[(5-isopropyl-1,3-thiazol-2-yl)amino]-2-oxoethyl}-1,3-thiazol-2-yl)amino]-2-oxoacetate

A solution of ethyl oxalyl chloride (1.2 ml, 10.6 mmol) in CHCl₃ (3 ml) was added dropwise to a solution of 2-(2-amino-1,3-thiazol-4-yl)-N-(5-isopropyl-1,3-thiazol-2-yl)acetamide (2.5 g, 8.85 mmol) and triethylamine (1.85 ml, 13.28 mmol) in CHCl₃/DMF (50 ml/15 ml), while cooling at 0 °C. The reaction mixture was stirred for about 1 hour at 0 °C and at room temperature overnight, then washed with water, 5% citric acid, saturated sodium bicarbonate, brine, dried over sodium sulfate and evaporated to dryness to give the title compound which was used without any further purification (1.2 g).

Analogously, starting from the corresponding acid chloride, the following compounds were prepared and used as crude materials:

ethyl 3-[(4-{2-[(5-isopropyl-1,3-thiazol-2-yl)amino]-2-oxoethyl}-1,3-thiazol-2-yl)amino]-3-oxopropanoate; and

ethyl 4-[(4-{2-[(5-isopropyl-1,3-thiazol-2-yl)amino]-2-oxoethyl}-1,3-thiazol-2-yl)amino]-4-oxobutanoate.

Example 7

Preparation of 2-[(4-{2-[(5-isopropyl-1,3-thiazol-2-yl)amino]-2-oxoethyl}-1,3-thiazol-2-yl)amino]-2-oxoacetic-acid

The crude material obtained in Example 6 (0.5 g; 1.31 mmol) was dissolved in 1,4-dioxane/methanol (10 ml/5 ml) and treated with 1N NaOH (1.5 ml, 1.5 mmol), temperature for about 48 hours. 1N HCl (1.5 ml) while cooling in an ice bath and the resulting filtered, washed with methanol and dried to yield compound as a colorless solid (0.25 g, 54%).

m.p. 214-215 °C

¹H-NMR (DMSO-d₆) ppm: 12.65 (s, broad, 1H, NH); 12.1 (s, broad, 1H, NH); 7.15 (s, 1H, H4-thiazole); 7.1 (s, 1H, H5 thiazole); 4.8 (s, 2H, CH₂); 3.1 (m, 1H, CHMe₂); 1.21 (d,

6H, CHMe2);

Analogously, the following compounds can be prepared:

N-(4-{2-[(5-isopropyl-1,3-thiazol-2-yl)amino]-2-oxoethyl}-1,3-thiazol-2-yl)-3-oxo-beta-alanine

m.p. 186-188 C

¹H-NMR (DMSO-d₆) ppm: 12.77 (s, broad, 1H, COOH); 12.22 (s, broad, 1H, NH); 12.05 (s, broad, 1H, NH); 7.25 (s, 1H, H4-thiazole); 6.98 (s, 1H, H5-thiazole); 3.8 (s, 2H, CH₂COOH); 3.42 (s, 2H, CH₂); 3.2 (m, 1H, CHMe₂); 1.22 (d, 6H, CHMe₂); and

4-[(4-{2-[(5-isopropyl-1,3-thiazol-2-yl)amino]-2-oxoethyl}-1,3-thiazol-2-yl)amino]-4-oxobutanoic acid.

Example 8

Preparation of 2-[2-(glycolylamino)-1,3-thiazol-4-yl]-N-(5-isopropyl-1,3-thiazol-2-yl)acetamide

The crude material obtained in Example 6 (0.7 g, 1.8 mmol) was partially dissolved in diethyl ether/ tetrahydrofuran (65 ml/ 30 ml) and treated with methanol (0.13 ml, 3.15 mmol) and LiBH₄ (0.07 g, 3.15 mmol). The reaction mixture was stirred at 45 C for about 20 minutes, tetrahydrofuran (20 ml) was added and, after 1 more hour, an additional amount of methanol (0.03 ml) and LiBH₄ (0.018 g) were added. Stirring was continued for 1 hour, the suspension was quenched with 1N HCl, diluted with water and extracted with CH₂Cl₂. The organic layer was washed with 1N HCl, brine, dried and evaporated. The residue was triturated with diisopropyl ether and subsequently chromatographed on silica gel, using CHCl₃:MeOH:30% NH₄OH 97:3:0.3 as eluent, to give the title compound as a colorless solid (0.154 g, 28%).

m.p. 173-175 C

¹H-NMR (CDCl₃) ppm: 6.95 (s, 1H, H4-thiazole); 6.7 (s, 1H, H5-thiazole); 4.26 (s, 2H, CH₂OH); 3.8 (s, 2H, CH₂); 3.1 (m, 1H, CHMe₂); 1.21 (d, 6H, CHMe₂);

Analogously, starting from the corresponding ester derivatives, the following compounds can be prepared:

3-hydroxy-N-(4-{2-[(5-isopropyl-1,3-thiazol-2-yl)amino]-2-oxoethyl}-1,3-thiazol-2-yl)propanamide; and

4-hydroxy-N-(4-{2-[(5-isopropyl-1,3-thiazol-2-yl)amino]-2-oxoethyl}-1,3-thiazol-2-yl)butanamide.

Example 9

Preparation of 2-(dimethylamino)-N-(4-{2-[(5-isopropyl-1,3-thiazol-2-yl)amino]-2-oxoethyl}-1,3-thiazol-2-yl)acetamide

A mixture of 2-chloro-N-(4-{2-[(5-isopropyl-1,3-thiazol-2-yl)amino]-2-oxoethyl}-1,3-thiazol-2-yl)acetamide (0.5 g, 1.4 mmol), 2M dimethylamine in methanol (3.5 ml, 7 mmol) and potassium iodide (0.116 g, 0.7 mmol) was refluxed for about 6 hours. After cooling, the solution was diluted with water, acidified with 1N HCl and extracted with diethyl ether to eliminate the unreacted products. The aqueous solution was then basified with 1N NaOH and extracted with diethyl ether. The organic layer was dried over sodium sulfate and evaporated. The residue was purified by chromatography on silica gel, using CH₂Cl₂:MeOH 97:3 and then 95:5 as eluent. The title compound was obtained in 20% yield (0.1 g) as a light yellow solid.

m.p. 70-71 C

¹H-NMR (DMSO-d₆) ppm: 12.1 (s, broad, 1H, NH); 11.8 (s, broad, 1H, NH); 7.17 (s, 1H, H4-thiazole); 6.95 (s, 1H, H5thiazole); 3.75 (s, 2H, CH₂NMe₂); 3.17 (s, 2H, CH₂); 3.1 (m, 1H, CHMe₂); 2.12 (s, 6H, NMe₂); 1.22 (d, 6H, CHMe₂);

Example 10

Preparation of 2-(2-[[2-(dimethylamino)-2-oxoethylamino]-1,3-thiazol-4-yl]-N-(5-isopropyl-1,3-thiazol-2-yl)acetamide

A mixture of 2-(2-amino-1,3-thiazol-4-yl)-N-(5-isopropyl-1,3-thiazol-2-yl)acetamide (0.6 g, 2.12 mmol), 2-chloroN,N-dimethylacetamide (0.27 ml, 1.96 mmol) and dry potassium carbonate (0.54 g, 3.92 mmol) in dry DMF (5 ml) was stirred at 60 C for about 4 hours. After cooling, the solution was diluted with water, extracted with CHCl₃. The organic layer was

washed with brine, dried and evaporated. The residue was purified by chromatography on silica gel, using CH₂Cl₂ followed by CH₂Cl₂:MeOH 95:5 as eluent. The title compound was obtained in 62% yield (0.5 g) as a colorless solid. m.p. 211-213 C

¹H-NMR (DMSO-d₆) ppm: 7.02 (s, 1H, H4-thiazole); 6.75 (s, 1H, H5-thiazole); 5 (s, 2H, NHCH₂); 3.43 (s, 2H, NHCOCH₂); 3.55 (s, 2H, CH₂); 3.1 (s, 3H, NMe); 2.98 (m, 1H, CHMe₂); 2.82 (s, 3H, NMe); 1.2 (d, 6H, CHMe₂);

Analogously the following products can be prepared starting from the corresponding alkyl halide:

2-{2-[2-amino-2-oxoethyl]amino]-1,3-thiazol-4-yl}-N-(5-isopropyl-1,3-thiazol-2-yl)acetamide

m.p. 172-174 C

¹H-NMR (DMSO-d₆) ppm: 7.6 (s, broad, 1H, NHCO); 7.2 (s, broad, 1H, NH); 7.09 (s, 1H, H4-thiazole); 6.72 (s, 1H, H5-thiazole); 4.7 (s, 2H, NHCH₂); 3.45 (s, 2H, NHCOCH₂); 2.95 (m, 1H, CHMe₂); 1.2 (d, 6H, CHMe₂);

N-(5-isopropyl-1,3-thiazol-2-yl)-2-({[2-(4-morpholinyl)ethyl]amino}-1,3-thiazol-4-yl)acetamide;

2-{2-[(2,3-dihydroxypropyl)amino]-1,3-thiazol-4-yl}-N-(5-isopropyl-1,3-thiazol-2-yl)acetamide;

2-[2-(1-adamantylamino)-1,3-thiazol-4-yl]-N-(5-isopropyl-1,3-thiazol-2-yl)acetamide;

N-(5-isopropyl-1,3-thiazol-2-yl)-2-({[2-(4-methyl-1-piperazinyl)ethyl]amino}-1,3-thiazol-4-yl)acetamide;

2-(2-{{[3-(dimethylamino)-2-hydroxypropyl]amino}-1,3-thiazol-4-yl})-N-(5-isopropyl-1,3-thiazol-2-yl)acetamide;

N-(5-isopropyl-1,3-thiazol-2-yl)-2-[4-(4-methyl-1-piperazinyl)phenyl]acetamide;

N-(5-isopropyl-1,3-thiazol-2-yl)-2-[4-(4-morpholinyl)phenyl]acetamide;

N-(5-isopropyl-1,3-thiazol-2-yl)-2-[4-(1-pyrrolidinyl)phenyl]acetamide;

N-(5-isopropyl-1,3-thiazol-2-yl)-2-(4-{{[2-(4-methyl-1-piperazinyl)ethyl]amino}phenyl})acetamide;

N-(5-isopropyl-1,3-thiazol-2-yl)-2-(4-{{[2-(4-morpholinyl)ethyl]amino}phenyl})acetamide;

2-{4-[(2,3-dihydroxypropyl)amino]phenyl}-N-(5-isopropyl-1,3-thiazol-2-yl)acetamide;
2-{4-[[3-(dimethylamino)-2-hydroxypropyl]amino]phenyl}-N-(5-isopropyl-1,3-thiazol-2-yl)acetamide;
2-{4-(1-adamantylamino)phenyl}-N-(5-isopropyl-1,3-thiazol-2-yl)acetamide;
2-{4-[(2-amino-2-oxoethyl)amino]phenyl}-N-(5-isopropyl-1,3-thiazol-2-yl)acetamide; and
2-{4-[[2-(dimethylamino)-2-oxoethyl]amino]phenyl}-N-(5-isopropyl-1,3-thiazol-2-yl)acetamide;

Example 11

Preparation of N-(5-isopropyl-1,3-thiazol-2-yl)-2-{2-[methyl[2-(4-methyl-1-piperazinyl)ethyl]amino]-1,3-thiazol-4-yl}acetamide

N-(5-isopropyl-1,3-thiazol-2-yl)-2-{2-[2-(4-methyl-1-piperazinyl)ethyl]amino}-1,3-thiazol-4-yl}acetamide (1 g, 2.45 mmol) and 40% formaldehyde in water (0.17 ml, 2.45 mmol) were mixed in CHCl₃ (10 ml) and then treated with sodium triacetoxyborohydride (0.727 g, 3.43 mmol). The mixture was stirred at room temperature under a nitrogen atmosphere for 5 hours. The reaction mixture was quenched by adding aqueous saturated sodium bicarbonate and the product was extracted with CHCl₃. The organic layer was washed with brine, dried and evaporated. The title compound was obtained after chromatographic purification in 75% yield.

Analogously, the following products can be prepared:

2-{2-[(2,3-dihydroxypropyl)(methyl)amino]-1,3-thiazol-4-yl}-N-(5-isopropyl-1,3-thiazol-2-yl)acetamide,
N-(5-isopropyl-1,3-thiazol-2-yl)-2-{2-[methyl[2-(4-morpholinyl)ethyl]amino]-1,3-thiazol-4-yl}acetamide;
N-(5-isopropyl-1,3-thiazol-2-yl)-2-{4-[methyl[2-(4-morpholinyl)ethyl]amino]phenyl}acetamide;
N-(5-isopropyl-1,3-thiazol-2-yl)-2-{4-[methyl-1-piperazinyl]ethyl]amino}phenyl}acetamide;
2-{4-[(2,3-dihydroxypropyl)(methyl)amino]phenyl}-N-(5-isopropyl-1,3-thiazol-2-yl)acetamide;

3-[[2-(2-[4-(dimethylamino)phenyl]acetyl)amino]-1,3-thiazol-5-yl](methylamino)propyl acetate;
 2-[[2-(2-[4-(dimethylamino)phenyl]acetyl)amino]-1,3-thiazol-5-yl](methylamino)ethyl acetate;
 2-[[2-(2-[2-(acetylamino)-1,3-thiazol-4-yl]acetyl)amino]-1,3-thiazol-5-yl](methylamino)ethyl acetate; and
 3-[[2-(2-[2-(acetylamino)-1,3-thiazol-4-yl]acetyl)amino]-1,3-thiazol-5-yl](methylamino)propyl acetate.

Example 12

Preparation of N-(4-{2-[(5-isopropyl-1,3-thiazol-2-yl)amino]-2-oxoethyl}phenyl)-2-methoxyacetamide

To a solution of 2-methoxyacetic acid (41 μ l, 0.53 mmol) in CH₂Cl₂ (1.5 ml), N-cyclohexylcarbodiimide, N'-methyl polystyrene (0.53 g, loading 2 mmol/g, 1.064 mmol), previously washed with CH₂Cl₂ (5 ml x 3), 4-DMAP (0.032 g, 0.266 mmol) and a solution of 2-(4-aminophenyl)-N-(5-isopropyl-1,3-thiazol-2-yl)acetamide (0.076 g, 0.266 mmol) in CH₂Cl₂/DMF (0.4 ml/0.6 ml) were added. The reaction mixture was maintained under stirring at room temperature for about 72 hours. the resin was filtered, washed with CH₂Cl₂ (10 ml x 3), the filtrate combined, washed with water, 5% hydrochloric acid, water, saturated sodium bicarbonate and water, dried and evaporated.

Analogously, starting from the corresponding carboxylic acids, the following compounds can be prepared:

N-(4-{2-[(5-isopropyl-1,3-thiazol-2-yl)amino]-2-oxoethyl}phenyl)nicotinamide;
 N-(4-{2-[(5-isopropyl-1,3-thiazol-2-yl)amino]-2-oxoethyl}phenyl)-5-methyl-2-thiophenecarboxamide;
 N-(4-{2-[(5-isopropyl-1,3-thiazol-2-yl)amino]-2-oxoethyl}phenyl)-5-methyl-2-pyrazinecarboxamide;
 N-(4-{2-[(5-isopropyl-1,3-thiazol-2-yl)amino]-2-oxoethyl}phenyl)-5-methyl-4-isoxazolecarboxamide;

N-(4-{2-[(5-isopropyl-1,3-thiazol-2-yl)amino]-2-oxoethyl}phenyl)-3,5-dimethyl-4-isoxazolecarboxamide;
(dimethylamino)-N-(4-{2-[(5-isopropyl-1,3-thiazol-2-yl)amino]-2-oxoethyl}phenyl)benzamide;
4-(acetylamino)-N-(4-{2-[(5-isopropyl-1,3-thiazol-2-yl)amino]-2-oxoethyl}phenyl)benzamide;
4-(dimethylamino)-N-(4-{2-[(5-isopropyl-1,3-thiazol-2-yl)amino]-2-oxoethyl}phenyl)benzamide;
N-(4-{2-[(5-isopropyl-1,3-thiazol-2-yl)amino]-2-oxoethyl}phenyl)-1,3-benzodioxole-5-carboxamide;
4-(aminosulfonyl)-N-(4-{2-[(5-isopropyl-1,3-thiazol-2-yl)amino]-2-oxoethyl}phenyl)benzamide;
2-chloro-2,2-difluoro-N-(4-{2-[(5-isopropyl-1,3-thiazol-2-yl)amino]-2-oxoethyl}phenyl)acetamide;
2-cyano-N-(4-{2-[(5-isopropyl-1,3-thiazol-2-yl)amino]-2-oxoethyl}phenyl)acetamide;
1-acetyl-N-(4-{2-[(5-isopropyl-1,3-thiazol-2-yl)amino]-2-oxoethyl}phenyl)-4-piperidinecarboxamide;
N¹-(4-{2-[(5-isopropyl-1,3-thiazol-2-yl)amino]-2-oxoethyl}phenyl)succinamide;
3,3,3-trifluoro-N-(4-{2-[(5-isopropyl-1,3-thiazol-2-yl)amino]-2-oxoethyl}phenyl)propanamide;
N-(4-{2-[(5-isopropyl-1,3-thiazol-2-yl)amino]-2-oxoethyl}phenyl)-2-phenylacetamide;
N-(4-{2-[(5-isopropyl-1,3-thiazol-2-yl)amino]-2-oxoethyl}phenyl)-2-methoxy-2-phenylacetamide;
2-[4-(dimethylamino)phenyl]-N-(4-{2-[(5-isopropyl-1,3-thiazol-2-yl)amino]-2-oxoethyl}phenyl)acetamide;
N-(4-{2-[(5-isopropyl-1,3-thiazol-2-yl)amino]-2-oxoethyl}phenyl)-2-(3-pyridinyl)acetamide;
N-(4-{2-[(5-isopropyl-1,3-thiazol-2-yl)amino]-2-oxoethyl}phenyl)-2-(3-thienyl)acetamide;
N-(4-{2-[(5-isopropyl-1,3-thiazol-2-yl)amino]-2-oxoethyl}phenyl)-2-[5-(1-pyrrolidinyl)-2H-1,2,3,4-tetraazol-2-yl]acetamide.

Example 13

Preparation of N-(5-isopropyl-1,3-thiazol-2-yl)-2-[2-(2-oxo-1-pyrrolidinyl)-1,3-thiazol-4-yl]acetamide

A mixture of 2.8 g (0.01 mol) of 2-(2-amino-1,3-thiazol-4-yl)-N-(5-isopropyl-1,3-thiazol-2-yl)acetamide, 4.84 g (0.02 mol) of ethyl iodobutyrate and 2.76 g (0.02 mol) of potassium carbonate in 50 ml of absolute ethanol was stirred under reflux for 5 hours. The mixture was cooled and filtered, and the salts were washed with two 20 ml portions of ethanol. The ethanol was removed at reduced pressure and the residue was dissolved in 100 ml of CH₂Cl₂. The solution was washed with 30 ml of water, dried, and the solvent was evaporated. The residue was purified by chromatography on silica gel, using CH₂Cl₂:MeOH 95:5 as eluent, to give the title compound in 30% yield (1.05 g).

Example 14

Preparation of 1-(2,2-diethoxyethyl)cyclopropane

Diazomethane (6.17 g, 147 mmol) was added dropwise to 3.02 g (21 mmol) of 3-butenal diethyl acetal in 10 ml of dry ether with intensive stirring at 0 °C. Then 70 mg (0.312 mmol) of palladium (II) acetate in 50 ml of dry ether was added all at once. Then stirring at 0 °C continued until the evolution of N₂ ceased (10 min.). The ether was distilled off to the reduced volume of the reaction mixture ca 10 ml. The precipitate was filtered off on a fritted glass funnel and the filtrate evaporated. The crude product (2.57 g) contained 97% of the title compound (GC) and was used without further purification.

Example 15

Preparation of 2-cyclopropylacetaldehyde

1-(2,2-Diethoxyethyl)cyclopropane (2.57 g, 16 mmol) was suspended in aq. HCl (0.1 M, 120 ml) and stirred at room temp., for 30 h, after which TLC indicated complete conversion to product yielding a turbid solution. The reaction mixture was then extracted with ether. The ethereal solution was washed with water, dried, and the solvent was evaporated. The residue was purified by chromatography on silica gel, using petroleum ether: ethyl acetate 95:5 as eluent, to give the title compound as an oil (1.07 g, 80%).

Example 16

Preparation of 2-[2-(acethylamino)-1,3-thiazol-4-yl]-

N-(5-amino-1,3-thiazol-2-yl)acetamide

A solution of 2-[2-(acethylamino)-1,3-thiazol-4-yl]-N-(5-nitro-1,3-thiazol-2-yl)acetamide (1 g, 3.23 mmol) in ethanol (150 ml) was hydrogenated in the presence of 10% Pd/C (0.1 g, 10% w/w) at room temperature for about 5 hours. The reaction mixture was filtered and evaporated. The residue was triturated with diisopropyl ether to give the title compound in 89% yield (0.8 g)

Analogously, the following compound can be prepared, starting from the corresponding nitro derivative:

2-[4-(dimethylamino)phenyl]-N-(5-amino-1,3-thiazol-2-yl)acetamide.

Example 17

Preparation of 3-{{2-({2-[2-(acethylamino)-1,3-thiazol-4-yl]acetyl}amino)-

1,3-thiazol-5-yl]amino}propyl acetate

A solution of 2-[2-(acethylamino)-1,3-thiazol-4-yl]-N-(5-amino-1,3-thiazol-2-yl)acetamide (0.5 g, 1.79 mmol), 3-bromopropyl acetate (0.4 g, 2.15 mmol), 2,6-lutidine (0.25 ml, 2.15 mmol) in DMF (10 ml) was heated at 70 °C for about 72 hours. The reaction mixture was diluted with water, acidified with 0.5N HCl and extracted with CH₂Cl₂. The aqueous layer was brought to pH 7/8 with 0.5N NaOH and extracted with CH₂Cl₂. The organic layer was washed with brine, dried and evaporated. The residue was chromatographed on silica gel, using CH₂Cl₂:MeOH 95:5 as eluent, to give the title compound in 45% yield.

Analogously, the following compounds can be prepared:

2-{{2-({2-[2-(acethylamino)-1,3-thiazol-4-yl]acetyl}amino)-1,3-thiazol-5-yl]amino}ethyl acetate;

2-{{2-({2-[4-(dimethylamino)phenyl]acetyl}amino)-1,3-thiazol-5-yl]amino}ethyl acetate; and

3-{{2-({2-[4-(dimethylamino)phenyl]acetyl}amino)-1,3-thiazol-5-yl]amino}propyl acetate.

Example 18

Preparation of. 2-[2-(acetylamino)-1,3-thiazol-4-yl]-N-
{5-[(3-hydroxypropyl)(methyl)amino]-1,3-thiazol-2-yl} acetamide

3-[[2-({2-[2-(acetylamino)-1,3-thiazol-4-yl]acetyl}amino)-1,3-thiazol-5-yl](methyl)amino]propyl acetate (0.5 g, 1.27 mmol) was dissolved in methanol (50 ml) and treated with 1N NaOH (1.4 ml, 1.4 mmol) at 0 C for about 24 hours. The solvent was evaporated and the residue was dissolved in CH₂Cl₂ /water. The organic layer was washed with water, brine, dried and evaporated. The residue was chromatographed on silica gel, using CH₂Cl₂ :MeOH 95:5 as eluent, to give the title compound in 40% yield.

Analogously, the following compounds can be prepared:

2-[2-(acetylamino)-1,3-thiazol-4-yl]-N- {5-[(3-hydroxypropyl)amino]-1,3-thiazol-2-yl} acetamide;

2-[2-(acetylamino)-1,3-thiazol-4-yl]-N- {5-[(2-hydroxyethyl)(methyl)amino]-1,3-thiazol-2-yl} acetamide;

2-[2-(acetylamino)-1,3-thiazol-4-yl]-N- {5-[(2-hydroxyethyl)amino]-1,3-thiazol-2-yl} acetamide; and

2-[4-(dimethylamino)phenyl]-N- {5-[(2-hydroxyethyl)amino]-1,3-thiazol-2-yl} acetamide;

2-[4-(dimethylamino)phenyl]-N- {5-[(2-hydroxyethyl)(methyl)amino]-1,3-thiazol-2-yl} acetamide;

2-[4-(dimethylamino)phenyl]-N- {5-[(3-hydroxypropyl)(methyl)amino]-1,3-thiazol-2-yl} acetamide; and

2-[4-(dimethylamino)phenyl]-N- {5-[(3-hydroxypropyl)amino]-1,3-thiazol-2-yl} acetamide.

Obviously, numerous modifications and variations of the present invention are possible in light of the above teachings. It is therefore to be understood that within the scope of the appended claims, the invention may be practiced otherwise than as specifically described herein.

- 45a -

It is to be understood that, if any prior art publication is referred to herein, such reference does not constitute an admission that the publication forms a part of the common general knowledge in the art, in Australia or any other country.

- 5 In the claims which follow and in the preceding description of the invention, except where the context requires otherwise due to express language or necessary implication, the word "comprise" or variations such as "comprises" or "comprising" is used in an inclusive sense, i.e. to specify the presence of the stated features but not to preclude the presence or addition of further features in various embodiments of the invention.

9
2
7

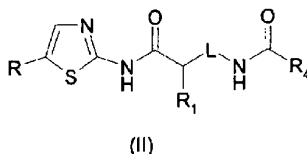
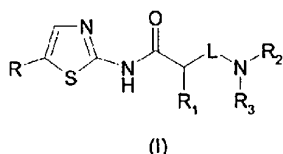
9
2
7

H:\jolsik\keep\Speci\74400-00.doc 22/07/2005

COMS ID No. SBMI-01370426 Received by IP Australia: Time (H.m) 12:30 Date (Y-M-d) 2005-07-22

CLAIMS:

1. A method for the treatment of cell proliferative disorders associated with an altered cell dependent kinase activity, comprising
 administering to a mammal in need thereof an effective amount of a compound represented by formula (I) or (II):



wherein

L is a phenyl group or a 5 or 6 membered aromatic heterocycle with one or more heteroatoms selected from the group consisting of nitrogen, oxygen and sulfur;

R is (i) a halogen atom, a nitro group, or it is selected from the group consisting of pyrrolidino, morpholino, piperazino, N-alkyl piperazino, N-aryl-piperazino, N-arylalkyl-piperazino, piperidino and azabicyclo[3.2.2]nonane; or

(ii) an amino group optionally further substituted with one or more groups, which may be the same or different, selected from the group consisting of alkyl, aryl, arylalkyl, alkylsulphonyl, arylsulphonyl, arylalkylsulphonyl, alkylcarbonyl, arylcarbonyl, and arylalkylcarbonyl, wherein the alkyl moieties therein are optionally further substituted with one or more hydroxy or amino groups; or

(iii) a C₃-C₆ cycloalkyl optionally substituted with a straight or branched C₁-C₆ alkyl group; or

(iv) a straight or branched C₁-C₆ alkyl group or an arylalkyl group which is optionally substituted with one or more substituents selected from the group consisting of halogen, cyano, carboxy, hydroxy, nitro, alkylthio, alkoxy, straight or branched C₁-C₆ alkyl, arylthio, aryloxy, amino, alkylamino, dialkylamino, arylamino, arylalkylamino, hydroxyaminocarbonyl, alkoxyaminocarbonyl, C₂-C₄ alkenyl, C₂-C₄ alkynyl, C₃-C₆ cycloalkyl, alkyl-C₃-C₆ cycloalkyl, alkylcarbonyl, arylcarbonyl, arylalkylcarbonyl,

alkylsulphonyl, arylsulphonyl, arylalkylsulphonyl, aminosulphonyl, alkylaminosulphonyl, dialkylaminosulphonyl, alkylcarbonylamino, arylalkylcarbonylamino, arylaminosulphonyl, arylalkylaminosulphonyl, arylcarbonylamino, alkylsulphonylamino, arylsulphonylamino, arylalkylsulphonylamino, alkoxycarbonyl, aryloxy carbonyl, aminocarbonyl, alkylaminocarbonyl, arylaminocarbonyl, dialkylaminocarbonyl, arylalkylaminocarbonyl, pyrrolidino, morpholino, piperazino, N-alkylpiperazino, N-aryl-piperazino, N-arylalkyl-piperazino, piperidino, and azabicyclo[3.2.2]nonane; or

(v) an aryl group which is optionally substituted with one or more substituents selected from the group consisting of halogen, cyano, carboxy, hydroxy, nitro, alkylthio, alkoxy, straight or branched C₁-C₆ alkyl, arylthio, aryloxy, amino, alkylamino, dialkylamino, arylamino, arylalkylamino, hydroxyaminocarbonyl, alkoxyaminocarbonyl, C₂-C₄ alkenyl, C₂-C₄ alkynyl, C₃-C₆ cycloalkyl, alkyl-C₃-C₆ cycloalkyl, alkylcarbonyl, arylcarbonyl, arylalkylcarbonyl, alkylsulphonyl, arylsulphonyl, arylalkylsulphonyl, aminosulphonyl, alkylaminosulphonyl, dialkylaminosulphonyl, alkylcarbonylamino, arylalkylcarbonylamino, arylaminosulphonyl, arylalkylaminosulphonyl, arylcarbonylamino, alkylsulphonylamino, arylsulphonylamino, arylalkylsulphonylamino, alkoxycarbonyl, aryloxy carbonyl, aminocarbonyl, alkylaminocarbonyl, arylaminocarbonyl, dialkylaminocarbonyl, arylalkylaminocarbonyl, pyrrolidino, morpholino, piperazino, N-alkylpiperazino, N-aryl-piperazino, N-arylalkyl-piperazino, piperidino, and azabicyclo[3.2.2]nonane;

R₁ is a hydrogen atom or a straight or branched C₁-C₄ alkyl group optionally substituted with one or more hydroxy, alkoxy, amino, alkylamino, or dialkylamino groups;

R₂ and R₃, which may be the same or different, are a hydrogen atom, a cycloalkyl group, a straight or branched C₁-C₆ alkyl group or an aryl group, which are each optionally substituted as described above for R₁; or

R₂ and R₃, together with the nitrogen atom to which they are bonded, form a 4-morpholinyl, 1-piperazinyl, N-alkyl-piperazinyl, N-aryl-piperazinyl, N-arylalkyl-piperazinyl, piperidinyl, pyrrolidinyl, 2-oxo-1-pyrrolidinyl, imidazolyl or 3-azabicyclo[3.2.2]nonyl ring;

R₄ is carboxy, a perfluorinated alkyl group, a C₂-C₄ alkynyl group, 2-oxo-pyrrolidinyl,

- 48 -

piperidinyl or a straight or branched C₁-C₆ alkyl group or an aryl group, which is optionally substituted as described above for R;

or a pharmaceutically acceptable salt thereof;

with the proviso that the following compounds are specifically excluded:

- 5 2-[4-(dimethylamino)-phenyl]-N-(5-isobutyl-1,3-thiazol-2-yl)acetamide;
N-(5-benzyl-1,3-thiazol-2-yl)-2-[4-(dimethylamino)phenyl]acetamide;
2-(4-aminophenyl)-N-(5-isopropyl-1,3-thiazol-2-yl)acetamide;
2-(2-amino-1,3-thiazol-4-yl)-N-(5-isopropyl-1,3-thiazol-2-yl)acetamide;
N-(5-isopropyl-1,3-thiazol-2-yl)-2-(4-dimethylaminophenyl)acetamide;
- 10 2-chloro-N-(4-{2-[(5-isopropyl-1,3-thiazol-2-yl)amino]-2-oxoethyl}-1,3-thiazol-2-yl)acetamide; and
N-(5-isopropyl-1,3-thiazol-2-yl)-2-[5-(1-pyrrolidinyl)-2H-1,2,3,4-tetraazol-2-yl]acetamide.

- 15 2. The method of Claim 1, wherein the cell proliferative disorder is selected from the group consisting of cancer, Alzheimer's disease, viral infections, auto-immune diseases, and neurodegenerative disorders.

3. The method of Claim 2, wherein the cancer is selected from the group consisting of carcinoma, squamous cell carcinoma, hematopoietic tumors of myeloid or lymphoid lineage, tumors of mesenchymal origin tumors of the central and peripheral nervous system, melanoma, seminoma, teratocarcinoma, osteosarcoma, xenoderoma, pigmentosum, keratocanthoma, thyroid follicular cancer, and Kaposi's sarcoma.

- 25 4. The method of Claim 1, wherein the cell proliferative disorder is selected from the group consisting of benign prostate hyperplasia, familial adenomatosis polyposis, neurofibromatosis, psoriasis, vascular smooth cell proliferation associated with atherosclerosis, pulmonary fibrosis, arthritis glomerulonephritis, and post-surgical stenosis and restenosis.

- 30 5. The method of Claim 1, which provides tumor angiogenesis and metastasis inhibition.

6. The method of Claim 1, which provides cell cycle inhibition or cdk/cyclin dependent inhibition.

N:\johnd\kwp\Spec1\71400-00.doc 22/07/2005

- 49 -

7. The method of any one of Claims 1 to 6, further comprising subjecting the mammal in need thereof to a radiation therapy or chemotherapy regimen in combination with at least one cytostatic or cytotoxic agent.

5 8. The method of any one of Claims 1 to 7, wherein the compound is represented by formula (I).

9. The method of any one of Claims 1 to 7, wherein the compound is represented by formula (II).

10

10. The method of any one of Claims 1 to 9, wherein

L is selected from the group consisting of phenyl, thiazole, imidazole, oxazole, pyrazole, isoxazole, thiophene, pyridine and pyrimidine;

15 R is (i) a halogen atom, (ii) a group is selected from the group consisting of arylamino, alkylamino or dialkylamino, wherein the alkyl moiety is optionally further substituted with one or more hydroxy or amino groups, (iii) a C₃-C₆ cycloalkyl group optionally substituted with an alkyl group, (iv) a straight or branched C₁-C₄ alkyl or arylalkyl group, which is optionally substituted as defined in claim 1, or (v) an optionally substituted aryl group;

20 R₁ is hydrogen or a C₁-C₄ alkyl group optionally substituted with a hydroxy or amino group;
or a pharmaceutically acceptable salt thereof.

11. The method of any one of Claims 1 to 10, the compound is selected from the group consisting of

25 N-(4-{2-[(5-isopropyl-1,3-thiazol-2-yl)amino]-2-oxoethyl}-1,3-thiazol-2-yl)acrylamide;

N-(4-{2-[(5-isopropyl-1,3-thiazol-2-yl)amino]-2-oxoethyl}-1,3-thiazol-2-methylpropanamide;

30 N-(4-{2-[(5-isopropyl-1,3-thiazol-2-yl)amino]-2-oxoethyl}-1,3-thiazol-2-yl)-2-naphthamide;

N-(4-{2-[(5-isopropyl-1,3-thiazol-2-yl)amino]-2-oxoethyl}-1,3-thiazol-2-yl)benzamide;

N-(4-{2-[(5-isopropyl-1,3-thiazol-2-yl)amino]-2-oxoethyl}-1,3-thiazol-2-yl)-2-phenylacetamide;

35 N-(4-{2-[(5-isopropyl-1,3-thiazol-2-yl)amino]-2-oxoethyl}-1,3-thiazol-2-yl)-2-(3-pyridyl)acetamide;

2,2,3,3,3-pentafluoro-N-(4-{2-[(5-isopropyl-1,3-thiazol-2-yl)amino]-2-oxoethyl}-1,3-thiazol-2-propanamide,

H:\jolicik\teep\Spec1\74609-00.doc 22/07/2005

2-[(4-{2-[(5-isopropyl-1,3-thiazol-2-yl)amino]-2-oxoethyl}-1,3-thiazol-2-yl)amino]-2-oxoacetic acid;

2-fluoro-N-(4-{2-[(5-isopropyl-1,3-thiazol-2-yl)amino]-2-oxoethyl}-1,3-thiazol-2-yl)acetamide;

2-cyano-N-(4-{2-[(5-isopropyl-1,3-thiazol-2-yl)amino]-2-oxoethyl}-1,3-thiazol-2-yl)acetamide;

N-(4-{2-[(5-isopropyl-1,3-thiazol-2-yl)amino]-2-oxoethyl}-1,3-thiazol-2-yl)-3-oxo-beta-alanine;

N'-(4-{2-[(5-isopropyl-1,3-thiazol-2-yl)amino]-2-oxoethyl}-1,3-thiazol-2-yl)malonamide;

4-[(4-{2-[(5-isopropyl-1,3-thiazol-2-yl)amino]-2-oxoethyl}-1,3-thiazol-2-yl)-4-oxo-butanoic acid;

2-{2-(glycolylamino)-1,3-thiazol-4-yl}-N-(5-isopropyl-1,3-thiazol-2-yl)acetamide;

3-hydroxy-N-(4-{2-[(5-isopropyl-1,3-thiazol-2-yl)amino]-2-oxoethyl}-1,3-thiazol-2-yl)propanamide;

3-amino-N-(4-{2-[(5-isopropyl-1,3-thiazol-2-yl)amino]-2-oxoethyl}-1,3-thiazol-2-yl)propanamide;

2-amino-N-(4-{2-[(5-isopropyl-1,3-thiazol-2-yl)amino]-2-oxoethyl}-1,3-thiazol-2-yl)acetamide;

4-hydroxy-N-(4-{2-[(5-isopropyl-1,3-thiazol-2-yl)amino]-2-oxoethyl}-1,3-thiazol-2-yl)butanamide;

4-amino-N-(4-{2-[(5-isopropyl-1,3-thiazol-2-yl)amino]-2-oxoethyl}-1,3-thiazol-2-yl)butanamide;

N-(4-{2-[(5-isopropyl-1,3-thiazol-2-yl)amino]-2-oxoethyl}-1,3-thiazol-2-yl)-2-(4-methyl-1-piperazinyl)acetamide;

2-(4-benzyl-1-piperazinyl)-N-(4-{2-[(5-isopropyl-1,3-thiazol-2-yl)amino]-2-oxoethyl}-1,3-thiazol-2-yl)acetamide;

N-(4-{2-[(5-isopropyl-1,3-thiazol-2-yl)amino]-2-oxoethyl}-1,3-thiazol-2-yl)-2-(1-piperidinyl)acetamide;

N-(5-isopropyl-1,3-thiazol-2-yl)-2-[2-(2-oxo-1-pyrrolidiny)-1,3-thiazol-4-yl]acetamide;

2-[4-(dimethylamino)phenyl]-N-(4-{2-[(5-isopropyl-1,3-thiazol-2-yl)amino]-2-oxoethyl}-1,3-thiazol-2-yl)acetamide;

N-(4-{2-[(5-isopropyl-1,3-thiazol-2-yl)amino]-2-oxoethyl}-1,3-thiazol-2-yl)-2-(1H-1,2,3,4-tetraazol-1-yl)acetamide;

N-(4-{2-[(5-isopropyl-1,3-thiazol-2-yl)amino]-2-oxoethyl}-1,3-thiazol-2-yl)-5-oxo-2-pyrrolidinecarboxamide;

N'-1'-(4-{2-[(5-isopropyl-1,3-thiazol-2-yl)amino]-2-oxoethyl}-1,3-thiazol-2-yl)succinamide;

3-(1H-benzimidazol-2-yl)-N-(4-{2-[(5-isopropyl-1,3-thiazol-2-yl)amino]-2-oxoethyl}-1,3-thiazol-2-yl)propanamide;

1-acetyl-N-(4-{2-[(5-isopropyl-1,3-thiazol-2-yl)amino]-2-oxoethyl}-1,3-thiazol-2-yl)-4-piperidinecarboxamide;

2-[2-(acetylamino)-1,3-thiazol-4-yl]-N-(5-isopropyl-1,3-thiazol-2-yl)acetamide;

4-chloro-N-(4-{2-[(5-isopropyl-1,3-thiazol-2-yl)amino]-2-oxoethyl}-1,3-thiazol-2-yl)butanamide;

N-(4-{2-[(5-isopropyl-1,3-thiazol-2-yl)amino]-2-oxoethyl}-1,3-thiazol-2-yl)-2-methoxyacetamide;

3,3,3-trifluoro-N-(4-{2-[(5-isopropyl-1,3-thiazol-2-yl)amino]-2-oxoethyl}-1,3-thiazol-2-yl)propanamide

2-(dimethylamino)-N-(4-{2-[(5-isopropyl-1,3-thiazol-2-yl)amino]-2-oxoethyl}-1,3-thiazol-2-yl)acetamide

N-(5-isopropyl-1,3-thiazol-2-yl)-2-(2-([2-(4-methyl-1-piperazinyl)ethyl]amino)-1,3-thiazol-4-yl)acetamide

N-(5-isopropyl-1,3-thiazol-2-yl)-2-(2-{methyl[2-(4-methyl-1-piperazinyl)ethyl]amino}-1,3-thiazol-4-yl)acetamide;

N-(5-isopropyl-1,3-thiazol-2-yl)-2-([2-(4-morpholinyl)ethyl]amino)-1,3-thiazol-4-yl)acetamide;

N-(5-isopropyl-1,3-thiazol-2-yl)-2-(2-{methyl[2-(4-morpholinyl)ethyl]amino}-1,3-thiazol-4-yl)acetamide;

2-{2-[(2,3-dihydroxypropyl)amino]-1,3-thiazol-4-yl}-N-(5-isopropyl-1,3-thiazol-2-yl)acetamide;

2-{2-[(2,3-dihydroxypropyl)(methyl)amino]-1,3-thiazol-4-yl}-N-(5-isopropyl-1,3-thiazol-2-yl)acetamide;

2-(2-{[3-(dimethylamino)-2-hydroxypropyl]amino}-1,3-thiazol-4-yl)-N-(5-isopropyl-1,3-thiazol-2-yl)acetamide;

2-{2-[(2-amino-2-oxoethyl)amino]-1,3-thiazol-4-yl}-N-(5-isopropyl-1,3-thiazol-2-yl)acetamide;

2-(2-{[2-(dimethylamino)-2-oxoethyl]amino}-1,3-thiazol-4-yl)-N-(5-isopropyl-1,3-thiazol-2-yl)acetamide;

2-[2-(adamantylamino)-1,3-thiazol-4-yl]-N-(5-isopropyl-1,3-thiazol-2-yl)acetamide;

2-[4-(dimethylamino)phenyl]-N-(5-isopropyl-1,3-thiazol-2-yl)acetamide;

N-(5-isopropyl-1,3-thiazol-2-yl)-2-[4-(4-methyl-1-piperazinyl)phenyl]acetamide;

N-(5-isopropyl-1,3-thiazol-2-yl)-2-[4-(4-morpholinyl)phenyl]acetamide;

N-(5-isopropyl-1,3-thiazol-2-yl)-2-[4-(1-pyrrolidinyl)phenyl]acetamide;

N-(5-isopropyl-1,3-thiazol-2-yl)-2-(4-{[2-(4-methyl-1-piperazinyl)ethyl]amino}phenyl)acetamide;

N-(5-isopropyl-1,3-thiazol-2-yl)-2-(4-{methyl[2-(4-methyl-1-piperazinyl)ethyl]amino}phenyl)acetamide;

N-(5-isopropyl-1,3-thiazol-2-yl)-2-(4-{[2-(4-morpholinyl)ethyl]amino}phenyl)acetamide;

N-(5-isopropyl-1,3-thiazol-2-yl)-2-(4-{methyl[2-(4-morpholinyl)ethyl]amino}phenyl)acetamide;

2-{4-[(2,3-dihydroxypropyl)amino]phenyl}-N-(5-isopropyl-1,3-thiazol-2-yl)acetamide;

2-{4-[(2,3-dihydroxypropyl)(methyl)amino]phenyl}-N-(5-isopropyl-1,3-thiazol-2-yl)acetamide;

2-{4-[[3-(dimethylamino)-2-hydroxypropyl]amino]phenyl}-N-(5-isopropyl-1,3-thiazol-2-yl)acetamide;

2-{4-(1-adamantylamino)phenyl}-N-(5-isopropyl-1,3-thiazol-2-yl)acetamide;

2-{4-[(2-amino-2-oxoethyl)amino]phenyl}-N-(5-isopropyl-1,3-thiazol-2-yl)acetamide;

2-{4-[[2-(dimethylamino)-2-oxoethyl]amino]phenyl}-N-(5-isopropyl-1,3-thiazol-2-yl)acetamide;

2-[4-(acetylamino)phenyl]-N-(5-isopropyl-1,3-thiazol-2-yl)acetamide;

N-{4-[2-[(5-isopropyl-1,3-thiazol-2-yl)amino]-2-oxoethyl]phenyl}nicotinamide;

N-{4-[2-[(5-isopropyl-1,3-thiazol-2-yl)amino]-2-oxoethyl]phenyl}-5-methyl-2-thiophenecarboxamide;

N-{4-[2-[(5-isopropyl-1,3-thiazol-2-yl)amino]-2-oxoethyl]phenyl}-5-methyl-2-pyrazinecarboxamide;

N-{4-[2-[(5-isopropyl-1,3-thiazol-2-yl)amino]-2-oxoethyl]phenyl}-5-methyl-4-isoxazolecarboxamide;

N-{4-[2-[(5-isopropyl-1,3-thiazol-2-yl)amino]-2-oxoethyl]phenyl}-3,5-dimethyl-4-isoxazolecarboxamide;

(dimethylamino)-N-{4-[2-[(5-isopropyl-1,3-thiazol-2-yl)amino]-2-oxoethyl]phenyl}benzamide;

4-(acetylamino)-N-{4-[2-[(5-isopropyl-1,3-thiazol-2-yl)amino]-2-oxoethyl]phenyl}benzamide;

4-(dimethylamino)-N-{4-[2-[(5-isopropyl-1,3-thiazol-2-yl)amino]-2-oxoethyl]phenyl}benzamide;

N-{4-[2-[(5-isopropyl-1,3-thiazol-2-yl)amino]-2-oxoethyl]phenyl}-1,3-benzodioxole-5-carboxamide;

4-(aminosulfonyl)-N-{4-[2-[(5-isopropyl-1,3-thiazol-2-yl)amino]-2-oxoethyl]phenyl}benzamide;

2-chloro-2,2-difluoro-N-(4-{2-[(5-isopropyl-1,3-thiazol-2-yl)amino]-2-oxoethyl}phenyl)acetamide;
2-cyano-N-(4-{2-[(5-isopropyl-1,3-thiazol-2-yl)amino]-2-oxoethyl}phenyl)acetamide;
1-acetyl-N-(4-{2-[(5-isopropyl-1,3-thiazol-2-yl)amino]-2-oxoethyl}phenyl)-4-piperidinecarboxamide;
N'-[4-(4-{2-[(5-isopropyl-1,3-thiazol-2-yl)amino]-2-oxoethyl}phenyl)succinamide;
N-(4-{2-[(5-isopropyl-1,3-thiazol-2-yl)amino]-2-oxoethyl}phenyl)-2-methoxyacetamide;
3,3,3-trifluoro-N-(4-{2-[(5-isopropyl-1,3-thiazol-2-yl)amino]-2-oxoethyl}phenyl)propanamide;
N-(4-{2-[(5-isopropyl-1,3-thiazol-2-yl)amino]-2-oxoethyl}phenyl)-2-phenylacetamide;
N-(4-{2-[(5-isopropyl-1,3-thiazol-2-yl)amino]-2-oxoethyl}phenyl)-2-methoxy-2-phenylacetamide;
2-[4-(dimethylamino)phenyl]-N-(4-{2-[(5-isopropyl-1,3-thiazol-2-yl)amino]-2-oxoethyl}phenyl)acetamide
N-(4-{2-[(5-isopropyl-1,3-thiazol-2-yl)amino]-2-oxoethyl}phenyl)-2-(3-pyridinyl)acetamide;
N-(4-{2-[(5-isopropyl-1,3-thiazol-2-yl)amino]-2-oxoethyl}phenyl)-2-(3-thienyl)acetamide;
N-(4-{2-[(5-isopropyl-1,3-thiazol-2-yl)amino]-2-oxoethyl}phenyl)-2-[5-(1-pyrrolidinyl)-2H-1,2,3,4-tetrazol-2-yl]acetamide;
2-cyclopropyl-N-(4-{2-[(5-isopropyl-1,3-thiazol-2-yl)amino]-2-oxoethyl}-1,3-thiazol-2-yl)acetamide;
N-(4-{2-[(5-isopropyl-1,3-thiazol-2-yl)amino]-2-oxoethyl}-1,3-thiazol-2-yl)-5-methyl-2-pyrazinecarboxamide;
N-(4-{2-[(5-isopropyl-1,3-thiazol-2-yl)amino]-2-oxoethyl}-1,3-thiazol-2-yl)-2-propynamide;
N-(4-{2-[(5-isopropyl-1,3-thiazol-2-yl)amino]-2-oxoethyl}-1,3-thiazol-2-yl)-5-methyl-1,3-oxazole-4-carboxamide;

N-(4-{2-[(5-isopropyl-1,3-thiazol-2-yl)amino]-2-oxoethyl}-1,3-thiazol-2-yl)-3,3-dimethylbutanamide;

N-(4-{2-[(5-isopropyl-1,3-thiazol-2-yl)amino]-2-oxoethyl}-1,3-thiazol-2-yl)-3-methyl-2-butanamide;

3-cyclopentyl-N-(4-{2-[(5-isopropyl-1,3-thiazol-2-yl)amino]-2-oxoethyl}-1,3-thiazol-2-yl)propanamide;

N-(4-{2-[(5-isopropyl-1,3-thiazol-2-yl)amino]-2-oxoethyl}-1,3-thiazol-2-yl)-2-(3-thienyl)acetamide;

N-(4-{2-[(5-isopropyl-1,3-thiazol-2-yl)amino]-2-oxoethyl}-1,3-thiazol-2-yl)-2-(3-pyridinyl)acetamide;

2,2,2-trifluoro-N-(4-{2-[(5-isopropyl-1,3-thiazol-2-yl)amino]-2-oxoethyl}-1,3-thiazol-2-yl)acetamide;

N-(4-{2-[(5-isopropyl-1,3-thiazol-2-yl)amino]-2-oxoethyl}-1,3-thiazol-2-yl)-3-(2-thienyl)propanamide;

N-(4-{2-[(5-isopropyl-1,3-thiazol-2-yl)amino]-2-oxoethyl}-1,3-thiazol-2-yl)-2-(4-pyridinylsulfanyl)acetamide;

N-(4-{2-[(5-isopropyl-1,3-thiazol-2-yl)amino]-2-oxoethyl}-1,3-thiazol-2-yl)-2-(3-pyridinyl)-1,3-thiazole-4-carboxamide;

2-[2-(acetylamino)-1,3-thiazol-4-yl]-N-(5-cyclopropyl-1,3-thiazol-2-yl)acetamide;

2-[2-(acetylamino)-1,3-thiazol-4-yl]-N-{5-[(3-hydroxypropyl)(methyl)amino]-1,3-thiazol-2-yl}acetamide;

2-[2-(acetylamino)-1,3-thiazol-4-yl]-N-{5-[(2-hydroxyethyl)(methyl)amino]-1,3-thiazol-2-yl}acetamide;

2-[4-(dimethylamino)phenyl]-N-{5-[(2-hydroxyethyl)(methyl)amino]-1,3-thiazol-2-yl}acetamide;

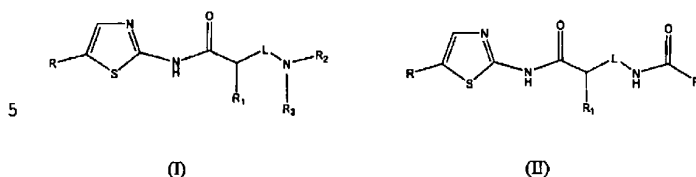
2-[4-(dimethylamino)phenyl]-N-{5-[(3-hydroxypropyl)(methyl)amino]-1,3-thiazol-2-yl}acetamide;

N-(5-cyclopropyl-1,3-thiazol-2-yl)-2-[4-(dimethylamino)phenyl]acetamide; and
pharmaceutically acceptable salts thereof.

- 56 -

12. The method of any one of Claims 1 to 11, wherein the mammal is a human.

13. A 2-amino-1,3-thiazole derivative represented by formula (I) or (II):



wherein

10 L is a phenyl group or a 5 or 6 membered aromatic heterocycle with one or more heteroatoms selected from the group consisting of nitrogen, oxygen and sulfur;

R is (i) a halogen atom, a nitro group, or it is selected from the group consisting of pyrrolidino, morpholino, piperazino, N-alkyl-piperazino, N-aryl-piperazino, N-arylalkyl-piperazino, piperidino, and azabicyclo[3.2.2]nonane or;

15 (ii) an amino group optionally further substituted with one or more groups, which are the same or different, selected from the group consisting of alkyl, aryl, arylalkyl, alkylsulphonyl, arylsulphonyl, arylalkylsulphonyl, alkylcarbonyl, arylcarbonyl, and arylalkylcarbonyl, wherein the alkyl moiety therein is optionally further substituted with one or more hydroxy or amino groups; or

20 (iii) a C₃-C₆ cycloalkyl optionally substituted with a straight or branched C₁-C₆ alkyl group; or

25 (iv) a straight or branched C₁-C₆ alkyl group or an arylalkyl group, which is optionally substituted with one or more halogen, cyano, carboxy, hydroxy, nitro, alkylthio, alkoxy, straight or branched C₁-C₆ alkyl, arylthio, aryloxy, amino, alkylamino, dialkylamino, arylamino, arylalkylamino, hydroxyaminocarbonyl, alkoxyaminocarbonyl, C₂-C₄ alkenyl, C₂-C₄ alkynyl, C₃-C₆ cycloalkyl, alkyl-C₃-C₆ cycloalkyl, alkylcarbonyl, arylcarbonyl, arylalkylcarbonyl, alkylsulphonyl, arylsulphonyl, arylalkylsulphonyl, aminosulphonyl, alkylaminosulphonyl, arylaminosulphonyl, dialkylaminosulphonyl, alkylcarbonylamino, arylalkylaminosulphonyl, arylcarbonylamino, arylalkylcarbonylamino, alkylsulphonylamino,

H:\jolefil\keep\Spec1\74400-00.doc 22/07/2005

arylsulphonylamino, arylalkylsulphonylamino, alkoxycarbonyl, aryloxy, carbonyl, aminocarbonyl, alkylaminocarbonyl, dialkylaminocarbonyl, arylaminocarbonyl, arylalkylaminocarbonyl, pyrrolidino, morpholino, piperazino, N-alkylpiperazino, N-aryl-piperazino, N-arylalkyl-piperazino, piperidino or azabicyclo[3.2.2]nonane substituents; or

(v) an aryl group optionally substituted with one or more substituents selected from the group consisting of halogen, cyano, carboxy, hydroxy, nitro, alkylthio, alkoxy, straight or branched C₁-C₆ alkyl, arylthio, aryloxy, amino, alkylamino, dialkylamino, arylamino, arylalkylamino, hydroxyaminocarbonyl, alkoxyaminocarbonyl, C₂-C₄ alkenyl, C₂-C₄ alkynyl, C₃-C₆ cycloalkyl, alkyl-C₃-C₆ cycloalkyl, alkylcarbonyl, arylcarbonyl, arylalkylcarbonyl, alkylsulphonyl, arylsulphonyl, arylalkylsulphonyl, aminosulphonyl, alkylaminosulphonyl, arylaminosulphonyl, dialkylaminosulphonyl, alkylcarbonylamino, arylalkylaminosulphonyl, arylcarbonylamino, arylalkylcarbonylamino, alkylsulphonylamino, arylsulphonylamino, arylalkylsulphonylamino, alkoxycarbonyl, aryloxy, carbonyl, aminocarbonyl, alkylaminocarbonyl, dialkylaminocarbonyl, arylaminocarbonyl, arylalkylaminocarbonyl, pyrrolidino, morpholino, piperazino, N-alkylpiperazino, N-aryl-piperazino, N-arylalkyl-piperazino, piperidino and azabicyclo[3.2.2]nonane;

R₁ is a hydrogen atom or a straight or branched C₁-C₄ alkyl group optionally substituted with one or more hydroxy, alkoxy, amino, alkylamino, or dialkylamino group;

R₂ and R₃, which may be the same or different, are a hydrogen atom, a cycloalkyl group, a straight or branched C₁-C₆ alkyl group or an aryl group, which are each optionally substituted as described above for R; or

R₂ and R₃, together with the nitrogen atom to which they are bonded, form a 4-morpholinyl, 1-piperazinyl, N-alkyl-piperazinyl, N-aryl-piperazinyl, N-arylalkyl-piperazinyl, piperidinyl, pyrrolidinyl, 2-oxo-1-pyrrolidinyl, imidazolyl or 3-azabicyclo[3.2.2]nonyl ring;

R₄ is carboxy, a perfluorinated alkyl group, a C₂-C₄ alkenyl group, a C₂-C₄ alkynyl group, 2-oxopyrrolidinyl, piperidinyl or a straight or branched C₁-C₆ alkyl group or an aryl group, which is optionally substituted as described above for R;

or a pharmaceutically acceptable salt thereof;

- 58 -

with the proviso that the following compounds are specifically excluded:

- 2-[4-(dimethylamino)-phenyl]-N-(5-isobutyl-1,3-thiazol-2-yl)acetamide;
 N-(5-benzyl-1,3-thiazol-2-yl)-2-[4-(dimethylamino)phenyl]acetamide;
 2-(4-aminophenyl)-N-(5-isopropyl-1,3-thiazol-2-yl)acetamide;
 5 2-(2-amino-1,3-thiazol-4-yl)-N-(5-isopropyl-1,3-thiazol-2-yl)acetamide;
 N-(5-isopropyl-1,3-thiazol-2-yl)-2-(4-dimethylaminophenyl)acetamide;
 2-chloro-N-(4-{2-[(5-isopropyl-1,3-thiazol-2-yl)amino]-2-oxoethyl}-1,3-thiazol-2-yl)acetamide; and
 10 N-(5-isopropyl-1,3-thiazol-2-yl)-2-[5-(1-pyrrolidinyl)-2H-1,2,3,4-tetraazol-2-yl]acetamide.

14. The 2-amino-1,3-thiazole derivative of Claim 13, which is represented by formula (I).

15 15. The 2-amino-1,3-thiazole derivative of Claim 13, which is represented by formula (II).

16. The 2-amino-1,3-thiazole derivative of any one of Claims 13 to 15, wherein L is selected from the group consisting of phenyl, thiazole, imidazole, oxazole, pyrazole, isoxazole, thiophene, pyridine and pyrimidine;

20 R is (i) a halogen atom, (ii) a group selected from the group consisting of arylamino, alkylamino or dialkylamino, wherein the alkyl moiety is optionally further substituted with one or more hydroxy or amino groups, (iii) a C₃-C₆ cycloalkyl group optionally substituted with an alkyl group, (iv) a straight or branched C₁-C₄ alkyl or arylalkyl group, which is optionally substituted as described above, or (v) an optionally substituted aryl group;

25 R₁ is hydrogen or a C₁-C₄ alkyl group optionally substituted with a hydroxy or amino group;

or a pharmaceutically acceptable salt thereof.

30 17. The 2-amino 1,3-thiazole derivative of any one of Claims 13 to 16, which is selected from the group consisting of

N-(4-{2-[(5-isopropyl-1,3-thiazol-2-yl)amino]-2-oxoethyl}-1,3-thiazol-2-yl)acrylamide;

35 N-(4-{2-[(5-isopropyl-1,3-thiazol-2-yl)amino]-2-oxoethyl}-1,3-thiazol-2-yl)-2-methylpropanamide;

R:\jolaik\teep\speci\74400-00.doc 22/07/2005

- 59 -

N-(4-{2-[(5-isopropyl-1,3-thiazol-2-yl)amino]-2-oxoethyl}-1,3-thiazol-2-yl)-2-naphthamide;

N-(4-{2-[(5-isopropyl-1,3-thiazol-2-yl)amino]-2-oxoethyl}-1,3-thiazol-2-yl)benzamide;

N-(4-{2-[(5-isopropyl-1,3-thiazol-2-yl)amino]-2-oxoethyl}-1,3-thiazol-2-yl)-2-

5 phenylacetamide;

N-(4-{2-[(5-isopropyl-1,3-thiazol-2-yl)amino]-2-oxoethyl}-1,3-thiazol-2-yl)-2-(3-pyridinyl)acetamide;

2,2,3,3,3-pentafluoro-N-(4-{2-[(5-isopropyl-1,3-thiazol-2-yl)amino]-2-oxoethyl}-1,3-thiazol-2-yl)propanamide,

10 2-[(4-{2-[(5-isopropyl-1,3-thiazol-2-yl)amino]-2-oxoethyl}-1,3-thiazol-2-yl)amino]-2-oxoacetic acid;

2-fluoro-N-(4-{2-[(5-isopropyl-1,3-thiazol-2-yl)amino]-2-oxoethyl}-1,3-thiazol-2-yl)acetamide;

15 2-cyano-N-(4-{2-[(5-isopropyl-1,3-thiazol-2-yl)amino]-2-oxoethyl}-1,3-thiazol-2-yl)acetamide;

N-(4-{2-[(5-isopropyl-1,3-thiazol-2-yl)amino]-2-oxoethyl}-1,3-thiazol-2-yl)-3-oxo-beta-alanine;

N¹-(4-{2-[(5-isopropyl-1,3-thiazol-2-yl)amino]-2-oxoethyl}-1,3-thiazol-2-yl)malonamide;

20 4-[(4-{2-[(5-isopropyl-1,3-thiazol-2-yl)amino]-2-oxoethyl}-1,3-thiazol-2-yl)-4-oxo-butanoic acid;

2-[2-(glycoloylamino)-1,3-thiazol-4-yl]-N-(5-isopropyl-1,3-thiazol-2-yl)acetamide;

3-hydroxy-N-(4-{2-[(5-isopropyl-1,3-thiazol-2-yl)amino]-2-oxoethyl}-1,3-thiazol-2-yl)propanamide;

25 3-amino-N-(4-{2-[(5-isopropyl-1,3-thiazol-2-yl)amino]-2-oxoethyl}-1,3-thiazol-2-yl)propanamide;

2-amino-N-(4-{2-[(5-isopropyl-1,3-thiazol-2-yl)amino]-2-oxoethyl}-1,3-thiazol-2-yl)acetamide;

30 4-hydroxy-N-(4-{2-[(5-isopropyl-1,3-thiazol-2-yl)amino]-2-oxoethyl}-1,3-thiazol-2-yl)butanamide;

4-amino-N-(4-{2-[(5-isopropyl-1,3-thiazol-2-yl)amino]-2-oxoethyl}-1,3-thiazol-2-yl)butanamide;

35

E:\joltik\keep\Spec\74600-00.doc 22/07/2005

N-(4-{2-[(5-isopropyl-1,3-thiazol-2-yl)amino]-2-oxoethyl}-1,3-thiazol-2-yl)-2-(4-methyl-1-piperazinyl)acetamide;

2-(4-benzyl-1-piperazinyl)-N-(4-{2-[(5-isopropyl-1,3-thiazol-2-yl)amino]-2-oxoethyl}-1,3-thiazol-2-yl)acetamide;

N-(4-{2-[(5-isopropyl-1,3-thiazol-2-yl)amino]-2-oxoethyl}-1,3-thiazol-2-yl)-2-(1-piperidinyl)acetamide;

N-(5-isopropyl-1,3-thiazol-2-yl)-2-[2-(2-oxo-1-pyrrolidinyl)-1,3-thiazol-4-yl]acetamide;

2-[4-(dimethylamino)phenyl]-N-(4-{2-[(5-isopropyl-1,3-thiazol-2-yl)amino]-2-oxoethyl}-1,3-thiazol-2-yl)acetamide;

N-(4-{2-[(5-isopropyl-1,3-thiazol-2-yl)amino]-2-oxoethyl}-1,3-thiazol-2-yl)-2-(1H-1,2,3,4-tetraazol-1-yl)acetamide;

N-(4-{2-[(5-isopropyl-1,3-thiazol-2-yl)amino]-2-oxoethyl}-1,3-thiazol-2-yl)-5-oxo-2-pyrrolidinecarboxamide;

N'-[4-{2-[(5-isopropyl-1,3-thiazol-2-yl)amino]-2-oxoethyl}-1,3-thiazol-2-yl)succinamide;

3-(1H-benzimidazol-2-yl)-N-(4-{2-[(5-isopropyl-1,3-thiazol-2-yl)amino]-2-oxoethyl}-1,3-thiazol-2-yl)propanamide;

1-acetyl-N-(4-{2-[(5-isopropyl-1,3-thiazol-2-yl)amino]-2-oxoethyl}-1,3-thiazol-2-yl)-4-piperidinecarboxamide;

2-[2-(acetylamino)-1,3-thiazol-4-yl]-N-(5-isopropyl-1,3-thiazol-2-yl)acetamide;
4-chloro-N-(4-{2-[(5-isopropyl-1,3-thiazol-2-yl)amino]-2-oxoethyl}-1,3-thiazol-2-yl)butanamide;

N-(4-{2-[(5-isopropyl-1,3-thiazol-2-yl)amino]-2-oxoethyl}-1,3-thiazol-2-yl)-2-methoxyacetamide;

3,3,3-trifluoro-N-(4-{2-[(5-isopropyl-1,3-thiazol-2-yl)amino]-2-oxoethyl}-1,3-thiazol-2-yl)propanamide

2-(dimethylamino)-N-(4-{2-[(5-isopropyl-1,3-thiazol-2-yl)amino]-2-oxoethyl}-1,3-thiazol-2-yl)acetamide

N-(5-isopropyl-1,3-thiazol-2-yl)-2-({2-(4-methyl-1-piperazinyl)ethyl}amino)-1,3-thiazol-4-yl)acetamide

N-(5-isopropyl-1,3-thiazol-2-yl)-2-(2-{methyl[2-(4-methyl-1-piperazinyl)ethyl]amino}-1,3-thiazol-4-yl)acetamide;

N-(5-isopropyl-1,3-thiazol-2-yl)-2-({2-(4-morpholinyl)ethyl}amino)-1,3-thiazol-4-yl)acetamide;

N-(5-isopropyl-1,3-thiazol-2-yl)-2-(2-{methyl[2-(4-morpholinyl)ethyl]amino}-1,3-thiazol-4-yl)acetamide;

2-[2-({2,3-dihydroxypropyl}amino)-1,3-thiazol-4-yl]-N-(5-isopropyl-1,3-thiazol-2-yl)acetamide;

2-[2-({2,3-dihydroxypropyl}(methyl)amino)-1,3-thiazol-4-yl]-N-(5-isopropyl-1,3-thiazol-2-yl)acetamide;

2-[2-({3-(dimethylamino)-2-hydroxypropyl}amino)-1,3-thiazol-4-yl]-N-(5-isopropyl-1,3-thiazol-2-yl)acetamide;

2-[2-({2-amino-2-oxoethyl}amino)-1,3-thiazol-4-yl]-N-(5-isopropyl-1,3-thiazol-2-yl)acetamide;

2-[2-({2-(dimethylamino)-2-oxoethyl}amino)-1,3-thiazol-4-yl]-N-(5-isopropyl-1,3-thiazol-2-yl)acetamide;

2-[2-(adamantylamino)-1,3-thiazol-4-yl]-N-(5-isopropyl-1,3-thiazol-2-yl)acetamide;

2-[4-(dimethylamino)phenyl]-N-(5-isopropyl-1,3-thiazol-2-yl)acetamide;

N-(5-isopropyl-1,3-thiazol-2-yl)-2-[4-(4-methyl-1-piperazinyl)phenyl]acetamide;

N-(5-isopropyl-1,3-thiazol-2-yl)-2-[4-(4-morpholinyl)phenyl]acetamide;

N-(5-isopropyl-1,3-thiazol-2-yl)-2-[4-(1-pyrrolidinyl)phenyl]acetamide;

N-(5-isopropyl-1,3-thiazol-2-yl)-2-(4-({2-(4-methyl-1-piperazinyl)ethyl}amino)phenyl)acetamide;

N-(5-isopropyl-1,3-thiazol-2-yl)-2-(4-{methyl[2-(4-methyl-1-piperazinyl)ethyl]amino}phenyl)acetamide;

N-(5-isopropyl-1,3-thiazol-2-yl)-2-(4-({2-(4-morpholinyl)ethyl}amino)phenyl)acetamide;

N-(5-isopropyl-1,3-thiazol-2-yl)-2-(4-{methyl[2-(4-morpholinyl)ethyl]amino}phenyl)acetamide;
 2-{4-[(2,3-dihydroxypropyl)amino]phenyl}-N-(5-isopropyl-1,3-thiazol-2-yl)acetamide;
 2-{4-[(2,3-dihydroxypropyl)(methyl)amino]phenyl}-N-(5-isopropyl-1,3-thiazol-2-yl)acetamide;
 2-{4-{[3-(dimethylamino)-2-hydroxypropyl]amino}phenyl}-N-(5-isopropyl-1,3-thiazol-2-yl)acetamide;
 2-{4-(1-adamantylamino)phenyl}-N-(5-isopropyl-1,3-thiazol-2-yl)acetamide;
 2-{4-[(2-amino-2-oxoethyl)amino]phenyl}-N-(5-isopropyl-1,3-thiazol-2-yl)acetamide;
 2-{4-{[2-(dimethylamino)-2-oxoethyl]amino}phenyl}-N-(5-isopropyl-1,3-thiazol-2-yl)acetamide;
 2-{4-(acetyl)amino}phenyl}-N-(5-isopropyl-1,3-thiazol-2-yl)acetamide;
 N-(4-{2-[(5-isopropyl-1,3-thiazol-2-yl)amino]-2-oxoethyl}phenyl)nicotinamide;
 N-(4-{2-[(5-isopropyl-1,3-thiazol-2-yl)amino]-2-oxoethyl}phenyl)-5-methyl-2-thiophenecarboxamide;
 N-(4-{2-[(5-isopropyl-1,3-thiazol-2-yl)amino]-2-oxoethyl}phenyl)-5-methyl-2-pyrazinecarboxamide;
 N-(4-{2-[(5-isopropyl-1,3-thiazol-2-yl)amino]-2-oxoethyl}phenyl)-5-methyl-4-isoxazolecarboxamide;
 N-(4-{2-[(5-isopropyl-1,3-thiazol-2-yl)amino]-2-oxoethyl}phenyl)-3,5-dimethyl-4-isoxazolecarboxamide;
 (dimethylamino)-N-(4-{2-[(5-isopropyl-1,3-thiazol-2-yl)amino]-2-oxoethyl}phenyl)benzamide;
 4-(acetyl)amino)-N-(4-{2-[(5-isopropyl-1,3-thiazol-2-yl)amino]-2-oxoethyl}phenyl)benzamide;
 4-(dimethylamino)-N-(4-{2-[(5-isopropyl-1,3-thiazol-2-yl)amino]-2-oxoethyl}phenyl)benzamide;

N-(4-{2-[(5-isopropyl-1,3-thiazol-2-yl)amino]-2-oxoethyl}phenyl)-1,3-benzodioxole-5-carboxamide;

4-(aminosulfonyl)-N-(4-{2-[(5-isopropyl-1,3-thiazol-2-yl)amino]-2-oxoethyl}phenyl)benzamide;

2-chloro-2,2-difluoro-N-(4-{2-[(5-isopropyl-1,3-thiazol-2-yl)amino]-2-oxoethyl}phenyl)acetamide;

2-cyano-N-(4-{2-[(5-isopropyl-1,3-thiazol-2-yl)amino]-2-oxoethyl}phenyl)acetamide;

1-acetyl-N-(4-{2-[(5-isopropyl-1,3-thiazol-2-yl)amino]-2-oxoethyl}phenyl)-4-piperidinecarboxamide;

N'-[4-{2-[(5-isopropyl-1,3-thiazol-2-yl)amino]-2-oxoethyl}phenyl)succinamide;

N-(4-{2-[(5-isopropyl-1,3-thiazol-2-yl)amino]-2-oxoethyl}phenyl)-2-methoxyacetamide;

3,3,3-trifluoro-N-(4-{2-[(5-isopropyl-1,3-thiazol-2-yl)amino]-2-oxoethyl}phenyl)propanamide;

N-(4-{2-[(5-isopropyl-1,3-thiazol-2-yl)amino]-2-oxoethyl}phenyl)-2-phenylacetamide;

N-(4-{2-[(5-isopropyl-1,3-thiazol-2-yl)amino]-2-oxoethyl}phenyl)-2-methoxy-2-phenylacetamide;

2-[4-(dimethylamino)phenyl]-N-(4-{2-[(5-isopropyl-1,3-thiazol-2-yl)amino]-2-oxoethyl}phenyl)acetamide

N-(4-{2-[(5-isopropyl-1,3-thiazol-2-yl)amino]-2-oxoethyl}phenyl)-2-(3-pyridinyl)acetamide;

N-(4-{2-[(5-isopropyl-1,3-thiazol-2-yl)amino]-2-oxoethyl}phenyl)-2-(3-thienyl)acetamide;

N-(4-{2-[(5-isopropyl-1,3-thiazol-2-yl)amino]-2-oxoethyl}phenyl)-2-[5-(1-pyrrolidinyl)-2H-1,2,3,4-tetraazol-2-yl]acetamide;

2-cyclopropyl-N-(4-{2-[(5-isopropyl-1,3-thiazol-2-yl)amino]-2-oxoethyl}-1,3-thiazol-2-yl)acetamide;

N-(4-{2-[(5-isopropyl-1,3-thiazol-2-yl)amino]-2-oxoethyl}-1,3-thiazol-2-yl)-5-methyl-2-pyrazinecarboxamide;

N-(4-{2-[(5-isopropyl-1,3-thiazol-2-yl)amino]-2-oxoethyl}-1,3-thiazol-2-yl)-2-propynamide;

N-(4-{2-[(5-isopropyl-1,3-thiazol-2-yl)amino]-2-oxoethyl}-1,3-thiazol-2-yl)-5-methyl-1,3-oxazole-4-carboxamide;

N-(4-{2-[(5-isopropyl-1,3-thiazol-2-yl)amino]-2-oxoethyl}-1,3-thiazol-2-yl)-3,3-dimethylbutanamide;

N-(4-{2-[(5-isopropyl-1,3-thiazol-2-yl)amino]-2-oxoethyl}-1,3-thiazol-2-yl)-3-methyl-2-butenamide;

3-cyclopentyl-N-(4-{2-[(5-isopropyl-1,3-thiazol-2-yl)amino]-2-oxoethyl}-1,3-thiazol-2-yl)propanamide;

N-(4-{2-[(5-isopropyl-1,3-thiazol-2-yl)amino]-2-oxoethyl}-1,3-thiazol-2-yl)-2-(3-thienyl)acetamide;

N-(4-{2-[(5-isopropyl-1,3-thiazol-2-yl)amino]-2-oxoethyl}-1,3-thiazol-2-yl)-2-(3-pyridinyl)acetamide;

2,2,2-trifluoro-N-(4-{2-[(5-isopropyl-1,3-thiazol-2-yl)amino]-2-oxoethyl}-1,3-thiazol-2-yl)acetamide;

N-(4-{2-[(5-isopropyl-1,3-thiazol-2-yl)amino]-2-oxoethyl}-1,3-thiazol-2-yl)-3-(2-thienyl)propanamide;

N-(4-{2-[(5-isopropyl-1,3-thiazol-2-yl)amino]-2-oxoethyl}-1,3-thiazol-2-yl)-2-(4-pyridinyl)sulfanylacetamide;

N-(4-{2-[(5-isopropyl-1,3-thiazol-2-yl)amino]-2-oxoethyl}-1,3-thiazol-2-yl)-2-(3-pyridinyl)-1,3-thiazole-4-carboxamide;

2-[2-(acetylamino)-1,3-thiazol-4-yl]-N-(5-cyclopropyl-1,3-thiazol-2-yl)acetamide;

2-[2-(acetylamino)-1,3-thiazol-4-yl]-N-{5-[(3-hydroxypropyl)(methyl)amino]-1,3-thiazol-2-yl}acetamide;

2-[2-(acetylamino)-1,3-thiazol-4-yl]-N-{5-[(2-hydroxyethyl)(methyl)amino]-1,3-thiazol-2-yl}acetamide;

2-[4-(dimethylamino)phenyl]-N-{5-[(2-hydroxyethyl)(methyl)amino]-1,3-thiazol-2-yl}acetamide;

2-[4-(dimethylamino)phenyl]-N-{5-[(3-hydroxypropyl)(methyl)amino]-1,3-thiazol-2-yl}acetamide;

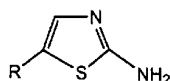
N-(5-cyclopropyl-1,3-thiazole-2-yl)-2-[4-(dimethylamino)phenyl]acetamide; and

5 pharmaceutically acceptable salts thereof.

18. A process for preparing the 2-amino-1,3-thiazole derivative of any one of Claims 13 to 17, or a pharmaceutically acceptable salt thereof, comprising:

Reacting a compound represented by the formula (III);

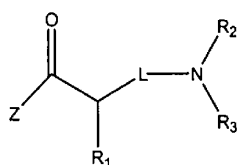
10



(III)

With a compound represented by formula (IV):

15



(IV)

20 wherein

R, L, R₁, R₂ and R₃ are defined in Claim 13, and

Z is hydroxy or a suitable leaving group,

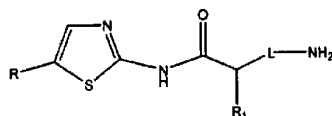
to produce a 2-amino-1,3 thiazole derivative represented by formula (I), wherein R, L, R₁, R₂ and R₃ are as defined in Claim 13.

25

19. A process for preparing the 2-amino-1,3-thiazole derivative of any one of Claims 13 to 17, or a pharmaceutically acceptable salt thereof, comprising:

reacting a compound represented by formula (I):

- 66 -



(I)

5 with a compound represented by formula (V):



wherein

 R_2 , R_1 , L and R_4 are defined in Claim 13, and

X is hydroxy or a suitable leaving group,

10 to produce the 2-amino-1,3-thiazole derivative represented by formula (II), wherein R, L, R_1 and R_4 are as defined in Claim 13.

20. A process for preparing the 2-amino-1,3-thiazole derivative of any one of Claims 13 to 17, or a pharmaceutically acceptable salt thereof, comprising:

15 reacting a 2-amino-1,3-thiazole derivative by formula (I), wherein both or at least one of R_2 and R_3 is a hydrogen atom with a compound represented by formula (VI):



wherein

 R' has the meanings of R_2 or R_3 as defined in claim 13, but is other than hydrogen, and

20 Y is a suitable leaving group,

to produce the 2-amino-1,3-thiazole derivative of formula (I) wherein both or at least one of R_2 and R_3 is other than hydrogen; and, optionally, converting a 2-amino-1,3-thiazole derivative represented by formula (I) or (II) into another 2-amino-1,3-thiazole derivative represented by formula (I) or (II), and/or into a salt thereof.

25

21. A pharmaceutical composition, comprising a 2-amino-1,3-thiazole derivative of any of one of Claims 13 to 17, and at least one pharmaceutically acceptable carrier and/or diluent.

30

22. Use of an effective amount of a 2-amino-1,3-thiazole derivative represented by formula (I) or (II) as defined in claim 1 in the treatment of cell proliferative disorders associated with an altered cell dependent kinase activity.

R:\jolsik\keep\Specal\14400-00.doc 22/07/05

- 67 -

23. Use of an effective amount of a 2-amino-1,3-thiazole derivative represented by formula (I) or (II) as defined in claim 1 in the manufacture of a medicament for the treatment of cell proliferative disorders associated with an altered cell dependent kinase activity.

5

24. 2-amino-1,3-thiazole derivatives according to any one of claims 13 to 17, pharmaceutical compositions comprising them, or processes for their preparation, substantially as herein described with reference to the examples.

10

25. Methods according to any one of claims 1 to 12 or uses according to claim 22 or 23, substantially as herein described with reference to the accompanying examples.

Dated this 22nd day of July 2005

15 PHARMACIA ITALIA S.p.A.

By their Patent Attorneys

GRIFFITH HACK

Fellows Institute of Patent and

Trade Mark Attorneys of Australia

20

B:\j\ol11\keep\Specif\74400-00.doc 22/07/05