



(12) **United States Design Patent**
Cartwright et al.

(10) **Patent No.:** **US D804,007 S**
(45) **Date of Patent:** **** Nov. 28, 2017**

- (54) **AIR CIRCULATOR**
- (71) Applicant: **VORNADO AIR LLC**, Andover, KS (US)
- (72) Inventors: **Brian M. Cartwright**, Wichita, KS (US); **Glen W. Ediger**, North Newton, KS (US); **Timothy Holub**, Cheney, KS (US); **Gary P. Israel**, Andover, KS (US); **Gregory Pease**, Andover, KS (US); **Joshua S. Weed**, Wichita, KS (US)

D594,110 S *	6/2009	Bucher	D23/382
D598,532 S *	8/2009	Dyson	D23/370
D602,144 S *	10/2009	Dyson	D23/370
D634,834 S *	3/2011	Shapiro	D23/314
D638,114 S *	5/2011	Li	D23/370
D643,098 S *	8/2011	Wallace	D23/342
8,167,542 B1 *	5/2012	Owusu	F04D 17/04 415/127
D672,023 S *	12/2012	Wallace	D23/332
D678,493 S *	3/2013	Lacotta	D23/355
D683,006 S *	5/2013	Spiegel	D23/364
D685,078 S *	6/2013	Sidell	D23/378

(Continued)

Primary Examiner — Cynthia Underwood
(74) *Attorney, Agent, or Firm* — Milligan PC LLO

- (73) Assignee: **Vornado Air LLC**, Andover, KS (US)
- (**) Term: **15 Years**
- (21) Appl. No.: **29/546,774**

(57) **CLAIM**

The ornamental design for an air circulator, as shown and described.

- (22) Filed: **Nov. 25, 2015**
- (51) **LOC (10) Cl.** **23-04**
- (52) **U.S. Cl.**
USPC **D23/370**
- (58) **Field of Classification Search**
USPC D23/370, 355, 314, 414; 415/121.1
CPC F04D 29/329; F04D 29/526; F04D 25/082;
F04D 29/325; F04D 29/703; F04D
29/547
See application file for complete search history.

DESCRIPTION


FIG. 1 is a front, left, top perspective view of the air circulator;
 FIG. 2 is a front, right, top perspective view of the air circulator of FIG. 1;
 FIG. 3 is a rear, right, top perspective view of the air circulator of FIG. 1;
 FIG. 4 is a rear, left, top perspective view of the air circulator of FIG. 1;
 FIG. 5 is a front elevation view of the air circulator of FIG. 1;
 FIG. 6 is a rear elevation view of the air circulator of FIG. 1;
 FIG. 7 is a right elevation view of the air circulator of FIG. 1; and,
 FIG. 8 is a left elevation view of the air circulator of FIG. 1.
 The broken lines in the above referenced drawings represent portions of the structure that forms no part of the claim.

(56) **References Cited**

U.S. PATENT DOCUMENTS

D486,218 S *	2/2004	Shapiro	D23/381
D487,140 S *	2/2004	Gao	D23/335
D519,196 S *	4/2006	Blateri	D23/335
D525,691 S *	7/2006	Russak	D23/364
D529,160 S *	9/2006	Li	D23/364
7,156,616 B2 *	1/2007	Lee	F04D 25/166 415/127
D581,038 S *	11/2008	Boswell	D23/378

1 Claim, 6 Drawing Sheets



(56)	References Cited						
	U.S. PATENT DOCUMENTS						
8,783,663	B2 *	7/2014	Fitton	F24F 1/01	2012/0031509	A1 * 2/2012 Wallace F04D 15/0218
					261/116		137/338
D716,425	S *	10/2014	Tai	D23/314	2012/0033952	A1 * 2/2012 Wallace F04D 25/08
8,932,028	B2 *	1/2015	Fitton	F04D 25/08		392/367
					239/568	2012/0034108	A1 * 2/2012 Wallace F04D 25/08
D728,092	S *	4/2015	Poulton	D23/342		417/313
9,004,858	B2 *	4/2015	Nicolas	F04D 25/08	2013/0028763	A1 * 1/2013 Staniforth F04D 25/08
					415/220		417/423.5
D728,769	S *	5/2015	Dyson	D23/342	2013/0028766	A1 * 1/2013 Staniforth F04F 5/16
D729,372	S *	5/2015	McPherson	D23/370		417/423.14
D729,925	S *	5/2015	McPherson	D23/370	2013/0129490	A1 * 5/2013 Dos Reis F24F 7/007
D744,628	S *	12/2015	Alexander	D23/370		415/182.1
D757,922	S *	5/2016	Tang	D23/364	2013/0142676	A1 * 6/2013 Zou F04F 5/16
D757,923	S *	5/2016	Tang	D23/364		417/313
9,366,449	B2 *	6/2016	Staniforth	F04F 5/16	2013/0234346	A1 * 9/2013 Staniforth F04F 5/16
D773,028	S *	11/2016	Tang	D23/364		261/72.1
D776,248	S *	1/2017	Lewis	D23/370	2013/0234347	A1 * 9/2013 Staniforth F24F 1/01
2004/0118289	A1 *	6/2004	Chang	B01D 46/0023		261/78.2
					96/417	2013/0249122	A1 * 9/2013 Staniforth F04F 5/16
2005/0123392	A1 *	6/2005	Belsito	F04D 25/166		261/78.2
					415/53.1	2013/0249124	A1 * 9/2013 Staniforth F24F 3/16
2007/0180801	A1 *	8/2007	Paterson	F24F 3/166		261/128
					55/413	2013/0249126	A1 * 9/2013 Staniforth F24F 13/26
2007/0221061	A1 *	9/2007	Steiner	B03C 3/32		261/141
					96/63	2013/0272858	A1 * 10/2013 Stickney F04D 25/08
2008/0028733	A1 *	2/2008	Paterson	B01D 46/0002		415/182.1
					55/471	2013/0280061	A1 * 10/2013 Stickney F04D 25/08
2009/0060710	A1 *	3/2009	Gammack	F04D 25/06		415/211.2
					415/90	2013/0309065	A1 * 11/2013 Johnson F04D 29/665
2010/0225012	A1 *	9/2010	Fitton	F24F 1/01		415/119
					261/116	2013/0309080	A1 * 11/2013 Johnson F04D 29/665
2010/0226752	A1 *	9/2010	Gammack	F04D 25/08		415/208.1
					415/90	2013/0323100	A1 * 12/2013 Poulton F04F 5/16
2010/0226769	A1 *	9/2010	Helps	F04D 25/08		417/423.14
					415/208.1	2013/0336771	A1 * 12/2013 Dyson F04D 25/08
2010/0226771	A1 *	9/2010	Crawford	F04D 25/08		415/126
					415/230	2014/0017069	A1 * 1/2014 Peters F04D 29/462
2010/0226797	A1 *	9/2010	Fitton	F04D 25/08		415/126
					417/313	2014/0077398	A1 * 3/2014 Staniforth F04F 5/16
2010/0226801	A1 *	9/2010	Gammack	F04F 5/16		261/32
					417/423.1	2014/0084492	A1 * 3/2014 Staniforth F04D 25/08
2011/0110805	A1 *	5/2011	Gammack	F04D 25/08		261/31
					417/423.1	2014/0210114	A1 * 7/2014 Staniforth F04D 25/08
							261/30
						2014/0210115	A1 * 7/2014 Staniforth F24F 13/26
							261/78.2

* cited by examiner

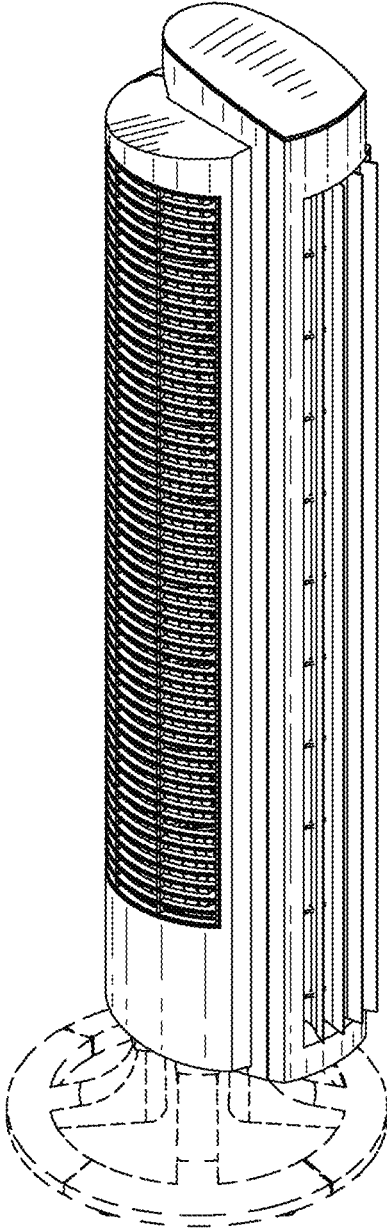


FIG. 1

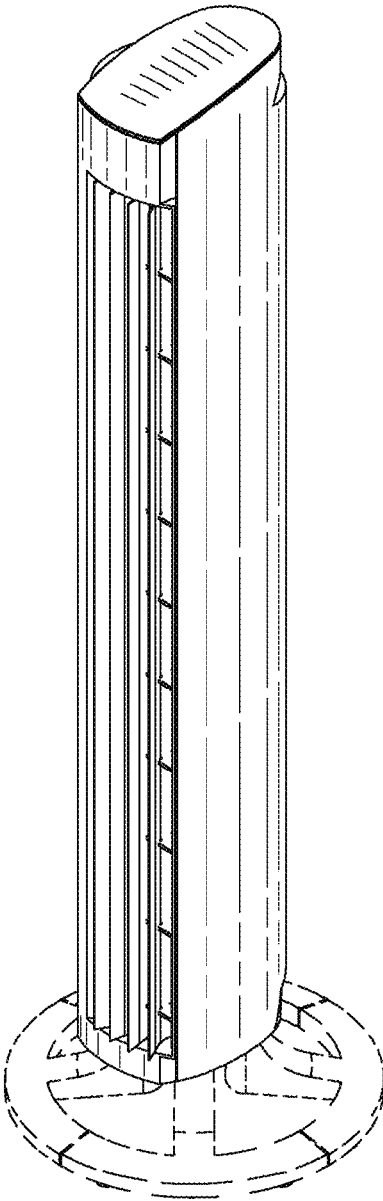


FIG. 2




FIG. 3

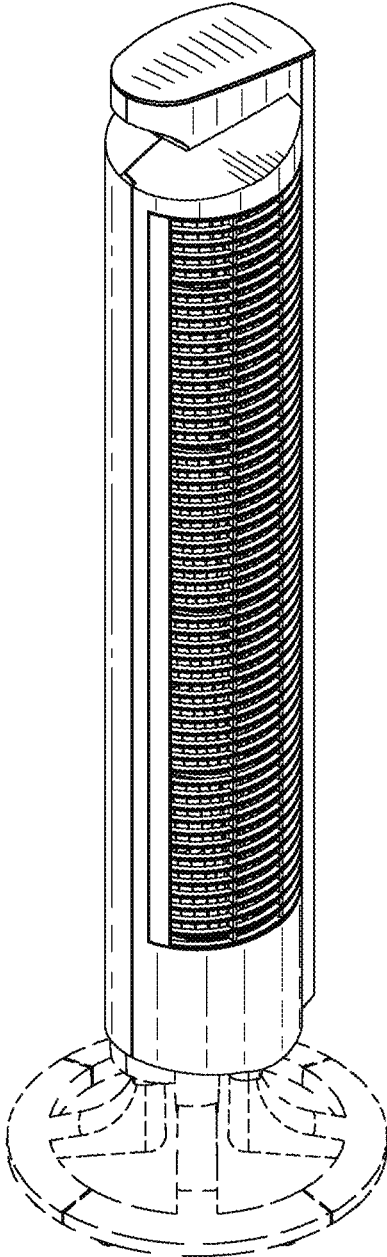


FIG. 4

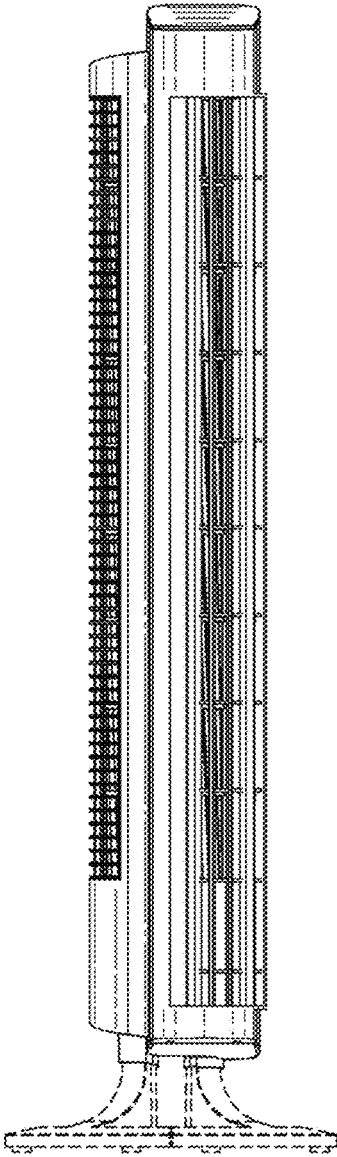


FIG. 5

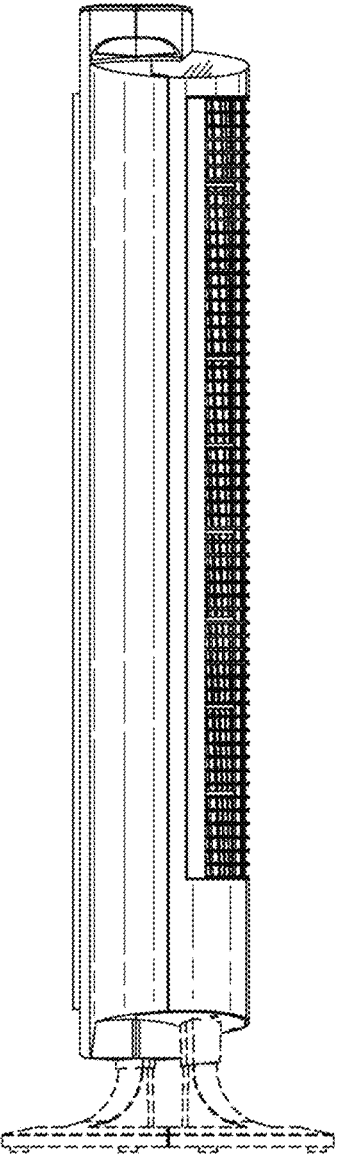


FIG. 6

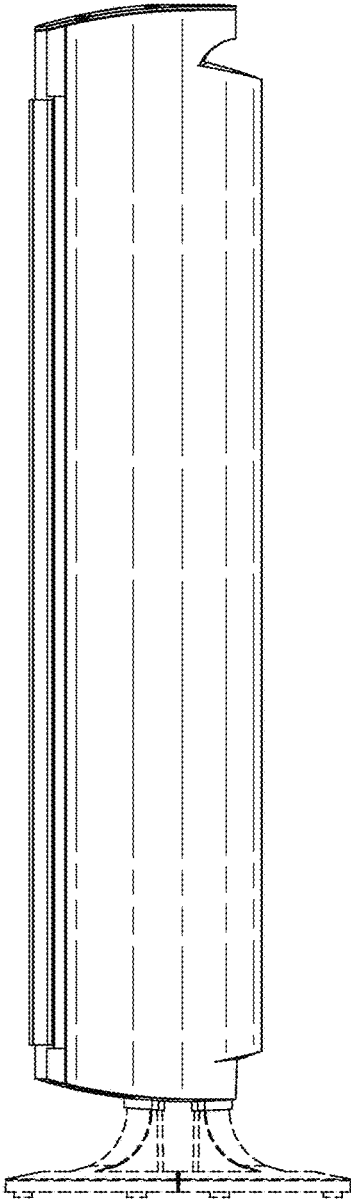


FIG. 7

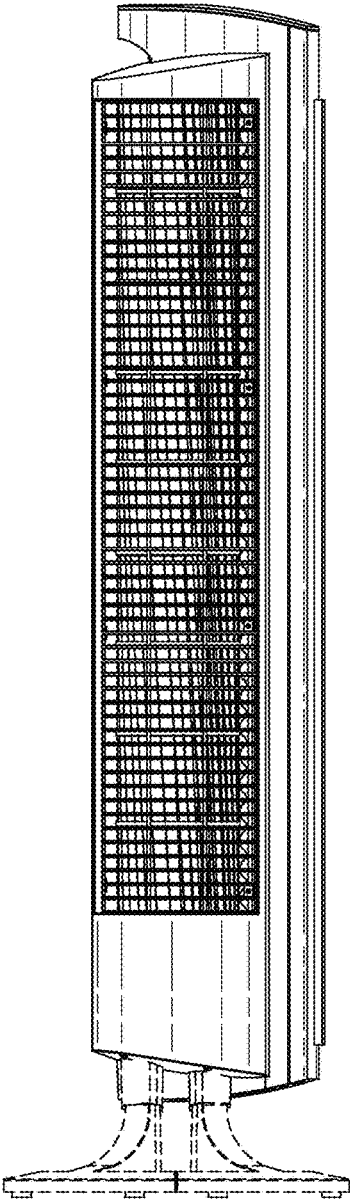


FIG. 8