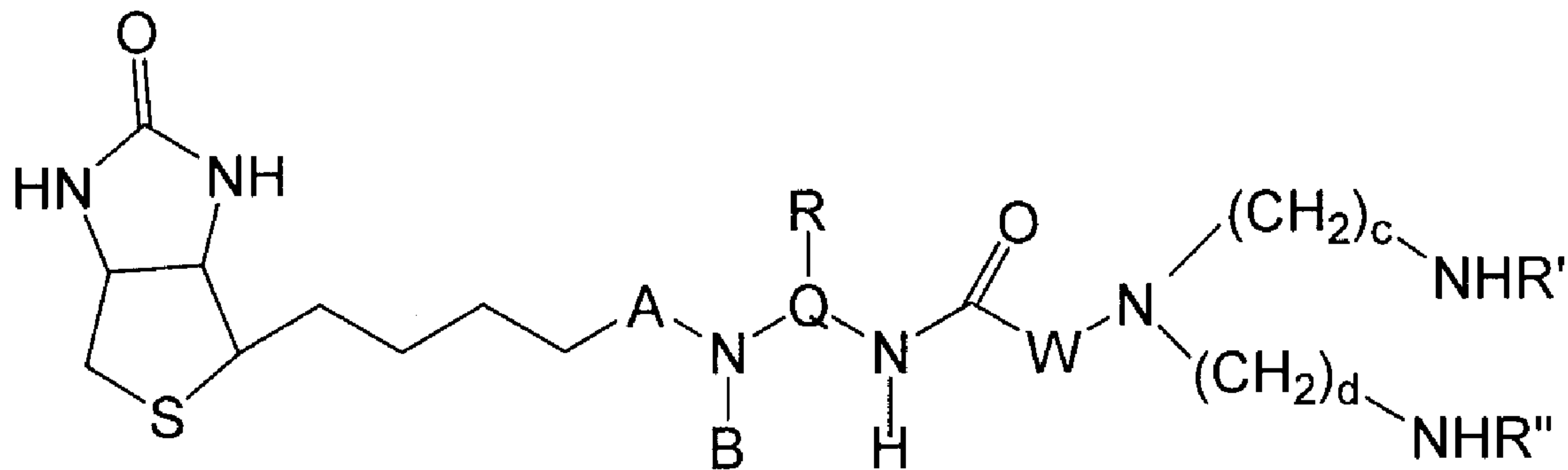




(86) **Date de dépôt PCT/PCT Filing Date:** 2006/09/18
 (87) **Date publication PCT/PCT Publication Date:** 2007/04/12
 (45) **Date de délivrance/Issue Date:** 2015/09/15
 (85) **Entrée phase nationale/National Entry:** 2008/03/07
 (86) **N° demande PCT/PCT Application No.:** EP 2006/066440
 (87) **N° publication PCT/PCT Publication No.:** 2007/039437
 (30) **Priorité/Priority:** 2005/09/27 (EP05021034.3)

(51) **Cl.Int./Int.Cl. C07D 495/04** (2006.01),
A61K 47/48 (2006.01), **A61K 49/00** (2006.01),
A61K 51/04 (2006.01), **A61P 35/00** (2006.01)
 (72) **Inventeurs/Inventors:**
 CARMINATI, PAOLO, IT;
 GINANNESCHI, MAURO, IT;
 PAGANELLI, GIOVANNI, IT;
 CHINOL, MARCO, IT
 (73) **Propriétaire/Owner:**
 SIGMA-TAU INDUSTRIE FARMACEUTICHE RIUNITE
 S.P.A., IT
 (74) **Agent:** FETHERSTONHAUGH & CO.

(54) **Titre : DERIVES DIAMINO DE BIOTINE ET LEURS CONJUGUES AVEC DES AGENTS CHELATANTS MACROCYCLIQUES**
 (54) **Title: BIOTIN DIAMINODERIVATIVES AND THEIR CONJUGATES WITH MACROCYCLIC CHELATING AGENTS**



(I)

(57) **Abrégé/Abstract:**

Formula (I) compounds are described: Formula (I) where the radicals are as defined in the description, processes for their preparation, and their uses for the preparation of conjugates with radionuclides for use in human and animal therapy and diagnostics, particularly for the diagnosis and therapy of pathological conditions such as tumours.



(12) INTERNATIONAL APPLICATION PUBLISHED UNDER THE PATENT COOPERATION TREATY (PCT)

(19) World Intellectual Property Organization
International Bureau(43) International Publication Date
12 April 2007 (12.04.2007)

PCT

(10) International Publication Number
WO 2007/039437 A1

(51) International Patent Classification:

A61K 51/04 (2006.01) A61K 47/48 (2006.01)

(21) International Application Number:

PCT/EP2006/066440

(22) International Filing Date:

18 September 2006 (18.09.2006)

(25) Filing Language:

English

(26) Publication Language:

English

(30) Priority Data:

05021034.3 27 September 2005 (27.09.2005) EP

(71) Applicant (for all designated States except US):
SIGMA-TAU INDUSTRIE FARMACEUTICHE RIUNITE S.p.A. [IT/IT]; Viale Shakespeare, 47, I-00144 Rome (IT).

(72) Inventors; and

(75) Inventors/Applicants (for US only): **CARMINATI, Paolo** [IT/IT]; Via Agnello, 19, I-20121 Milan (IT). **GINANNESCHI, Mauro** [IT/IT]; Via Giuseppe Meoni, 50, I-59100 Prato (PO) (IT). **PAGANELLI, Giovanni** [IT/IT]; Galleria Isei, 2, I-47023 Forlì-cesena (FC) (IT). **CHINOL, Marco** [IT/IT]; Via dei Fontanili, 39, I-20141 Milan (IT).

(81) Designated States (unless otherwise indicated, for every kind of national protection available): AE, AG, AL, AM,

AT, AU, AZ, BA, BB, BG, BR, BW, BY, BZ, CA, CH, CN, CO, CR, CU, CZ, DE, DK, DM, DZ, EC, EE, EG, ES, FI, GB, GD, GE, GH, GM, HN, HR, HU, ID, IL, IN, IS, JP, KE, KG, KM, KN, KP, KR, KZ, LA, LC, LK, LR, LS, LT, LU, LV, LY, MA, MD, MG, MK, MN, MW, MX, MY, MZ, NA, NG, NI, NO, NZ, OM, PG, PH, PL, PT, RO, RS, RU, SC, SD, SE, SG, SK, SL, SM, SV, SY, TJ, TM, TN, TR, TT, TZ, UA, UG, US, UZ, VC, VN, ZA, ZM, ZW.

(84) Designated States (unless otherwise indicated, for every kind of regional protection available): ARIPO (BW, GH, GM, KE, LS, MW, MZ, NA, SD, SL, SZ, TZ, UG, ZM, ZW), Eurasian (AM, AZ, BY, KG, KZ, MD, RU, TJ, TM), European (AT, BE, BG, CH, CY, CZ, DE, DK, EE, ES, FI, FR, GB, GR, HU, IE, IS, IT, LT, LU, LV, MC, NL, PL, PT, RO, SE, SI, SK, TR), OAPI (BF, BJ, CF, CG, CI, CM, GA, GN, GQ, GW, ML, MR, NE, SN, TD, TG).

Declarations under Rule 4.17:

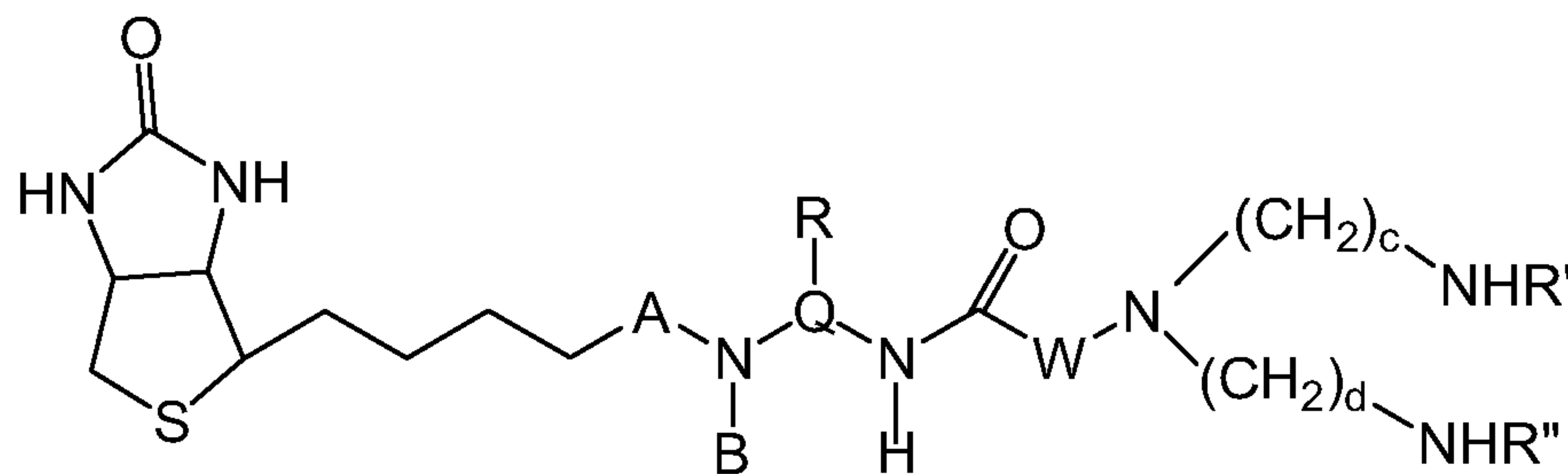
- as to applicant's entitlement to apply for and be granted a patent (Rule 4.17(ii))
- as to the applicant's entitlement to claim the priority of the earlier application (Rule 4.17(iii))
- of inventorship (Rule 4.17(iv))

Published:

- with international search report

For two-letter codes and other abbreviations, refer to the "Guidance Notes on Codes and Abbreviations" appearing at the beginning of each regular issue of the PCT Gazette.

(54) Title: BIOTIN DIAMINODERIVATIVES AND THEIR CONJUGATES WITH MACROCYCLIC CHELATING AGENTS



(I)

(57) Abstract: Formula (I) compounds are described: Formula (I) where the radicals are as defined in the description, processes for their preparation, and their uses for the preparation of conjugates with radionuclides for use in human and animal therapy and diagnostics, particularly for the diagnosis and therapy of pathological conditions such as tumours.

WO 2007/039437 A1

BIOTIN DIAMINODERIVATIVES AND THEIR CONJUGATES WITH MACROCYCLIC CHELATING AGENTS

FIELD OF THE INVENTION

The invention described herein relates to modified biotins useful for the
5 preparation of conjugates with radionuclides for use in human and animal
diagnostics and therapy, particularly for the diagnosis and treatment of
pathological conditions such as tumours.

BACKGROUND OF THE INVENTION

Tumour therapy is mostly implemented through the use of substances
10 targeted at destroying cancer cells. This can be achieved with cytotoxic
substances, which have to penetrate into the tumour cells in order to exert their
full effect, or by means of treatment of the tumour cells with radiation of
sufficient energy to kill the cells. In both cases the main problem is to deliver the
substance in a selective manner to the target cells, so as to avoid possible
15 damage to the surrounding healthy cells. In the case of radiopharmaceuticals,
i.e. substances carrying radioactive portions, the problem of selectively
delivering the active part (that is, the radioactive portion) to the tumour target,
avoiding as far as possible diffusion of the radionuclide in the body or
interaction with healthy cells surrounding the tumour, is perceived as being
20 particularly important.

For a discussion of all the issues involved and the solutions proposed to
date, the reader is referred to US Patents 5,283,342, 5,608,060 and 5,955,605,
assigned to NeoRx Corporation.

In these documents, the problem, amongst others, of the resistance of the molecule carrying the radionuclide to the metabolic attacks of the body is discussed. Specifically, the case most carefully studied is the molecule of biotin, which is one of the first choices for delivering the radionuclide to the tumour cells, thanks to its well-known interaction with avidins. Biotin is bound to the radionuclide-chelating portion, e.g. a molecule of tetra-azacyclododecanetetra-acetic acid [DOTA], via a linker. One of the main problems related to the use of biotin-DOTA conjugates is the resistance of the complex containing the biotin molecule, as connected to the radionuclide via the linker, to biotinidases, enzymes that break the peptide bond present in the complex. This peptide bond stems from the union of the chelating agent and biotin.

Among its much desired characteristics, this complex must be eliminated from the body rapidly and efficiently and must be sufficiently small (M.W. < 1000) to allow easy distribution into the extracellular fluid where it will bind the tumour cells. In addition, it must show proven stability *in vivo* with only minimal uptake by non-tumour cells and rapid (renal) clearance and must not be metabolised.

Moreover, the chelating moiety must be such that it is not released *in vivo*, thus delivering potentially toxic compounds within the body. Experts in the field are clearly familiar with the problem of the release of radionuclide by the chelating portion, including metal ions which are entirely foreign to the body, which may be endowed with radioactivity of various types and even high-energy radiation, which is therefore highly damaging.

In a previous patent application from the same Applicant (WO 02/066075) our group reported the synthesis of a new biotin-DOTA conjugate together with binding, stability and affinity studies performed on this new derivative. The novelty of the new conjugate was that the amide carboxylic group was reduced to a methylene one thus generating the N-aminohexyl biotinamido derivative (r-BHD) in which the amide was transformed into a secondary amine without affecting the length of the biotin side-arm involved in Av/Sav binding. The DOTA ligand, in this compound, was directly linked to the amino group of the reduced biotin-hexamethylenediamine derivative through one of the four N-acetic side arms.

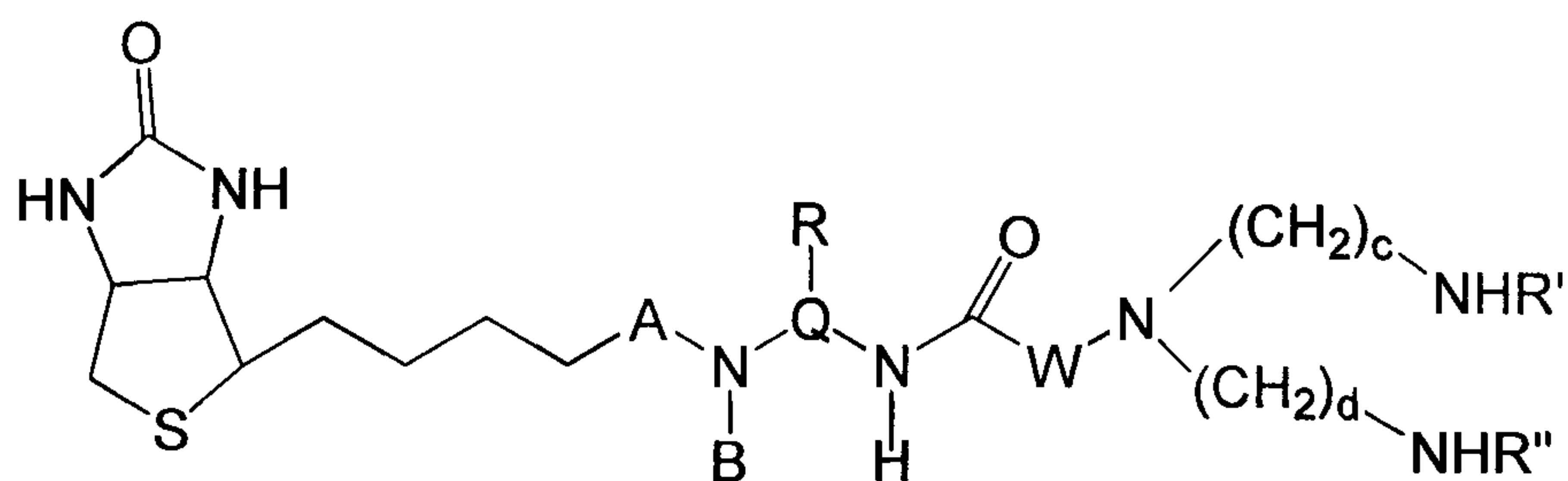
Moreover, the synthetic flexibility of r-BHD allows to generate a variety of new biotin derivatives for example with two DOTA chelators conjugated to the side-chain of biotin with the purpose to increase the efficacy of targeted radionuclide therapy by delivering higher radiation dose to the tumor.

US Patent application 2004/0241172, by Axworthy Donald B. et al., discloses biotin derivatives incorporating two DOTA groups, through specific linkers, which are directly bonded, through a benzyl group, to the core of DOTA molecules. This modification of the DOTA group could reduce the binding ability of the chelating moiety.

In order to improve the radiation/dose ratio we have designed and synthesized a new class of biotin derivatives.

SUMMARY OF THE INVENTION

In one aspect, the invention provides a compound of formula (I):



5

(I)

wherein:

A is CH₂ or CO;

B is H, CHO or COOH; with the proviso that:

10 when A is CH₂, Q is a -(CH₂)_n- group, in which n is an integer from 4 to 12, in which case R is absent; or when A is CO, Q is a -(CH₂)_a-CH(R)-(CH₂)_b- group, wherein a and b are each independently integers from 0 to n-1, and R is defined as below;

15 W is a C₁-C₁₂ alkylene; a C₂-C₁₂ alkenylene linear chain; a functionalized polyethylene glycol; a C₆-C₁₀ aromatic residue; or a glycofuranose residue; or

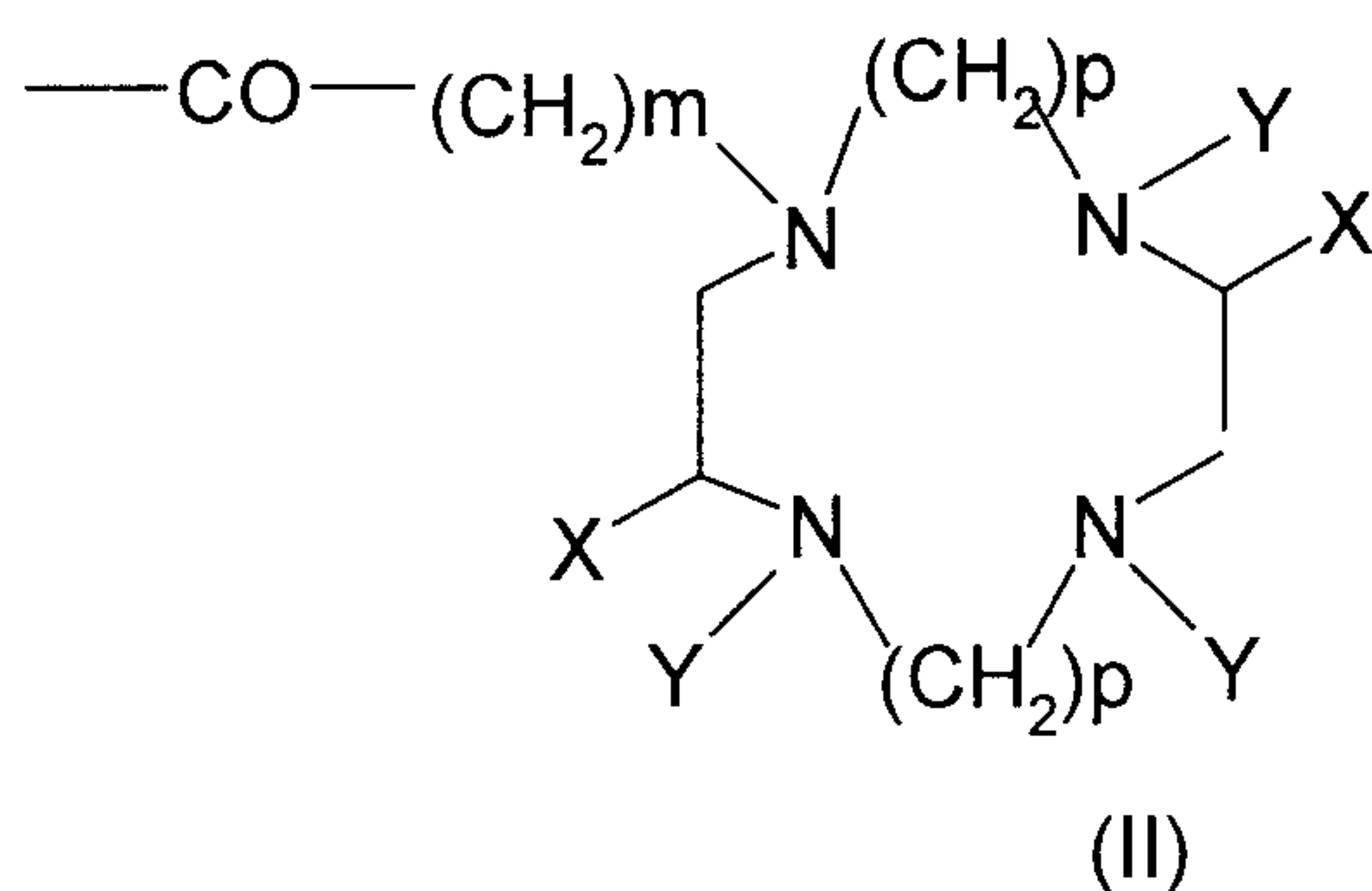
W, alone or together with the nitrogen atom supporting the -(CH₂)_c-NHR' and -(CH₂)_d-NHR'' chains, is a heterocyclic group with 5 or 6 members containing one or more heteroatoms selected from the group consisting of O, N, and S;

4a

and when W is a C_6 - C_{10} aromatic residue, an heterocyclic group or a glycofuranose residue, the nitrogen atom supporting the $-(CH_2)_c-NHR'$ and $-(CH_2)_d-NHR''$ chains is optionally absent and the $-(CH_2)_c-NHR'$ and $-(CH_2)_d-NHR''$ chains are directly and independently bonded to the carbon or nitrogen atoms of the aromatic or heterocyclic rings or to oxygen atoms of the glycofuranose residue;

c and d independently are integers from 3 to 10;

R' and R'' are, independently, $-\Lambda$, wherein $-\Lambda$ is a formula (II) macrocycle:



wherein each Y is the same or different and each is independently selected from the group consisting of hydrogen; straight or branched C_1 - C_4 alkyl; and $-(CH_2)_m-COOH$, wherein m is an integer from 1 to 3;

X is selected from the group consisting of hydrogen; a $-CH_2-U$ group, wherein U is methyl, ethyl, or p -aminophenyl; and a $-(CHJ)_o-Z$ group, wherein o is an integer from 1 to 5, J is hydrogen, methyl or ethyl, and either Z is a heterocyclic group with 5 or 6 members containing one or more heteroatoms that are independently O , S or $N-R_1$, wherein R_1 is a hydrogen atom or a linear or branched C_1 - C_4 alkyl group; or Z is selected from the group consisting of $-NH_2$, $-NH-C(=NH)-NH_2$, and $-S-R_2$ wherein R_2 is a linear or branched C_1 - C_4 alkyl group;

p is the integer 2 or 3; and

4b

R is selected from the group consisting of linear or branched C₁-C₄ alkyl, cycloalkyl, heterocycle and -(CH₂)_q-T, wherein T is selected from the group consisting of S-CH₃, -OH, and -COOH, and q is 0, 1 or 2.

5 In another aspect, the invention provides a complex of a compound of the invention with a radioisotope.

In another aspect, the invention provides a pharmaceutical or diagnostic composition comprising a compound of the invention, in a mixture with one or more suitable vehicles or one or more excipients, or both.

10 In another aspect, the invention provides use of a compound of the invention for the preparation of a medicament for treatment of a tumour.

In another aspect, the invention provides use of a compound of the invention for treatment of a tumour.

15 In another aspect, the invention provides a pharmaceutical or diagnostic composition containing a complex of the invention in a mixture with one or more suitable vehicles or one or more excipients, or both.

In another aspect, the invention provides use of a complex of the invention as an anticancer radiopharmaceutical.

20 In another aspect, the invention provides a kit for radiotherapy or diagnosis of a tumour, comprising a compound or a complex of the invention and instructions for use of the compound or complex for treatment of a tumour or as an anticancer radiopharmaceutical.

DESCRIPTION OF THE INVENTION

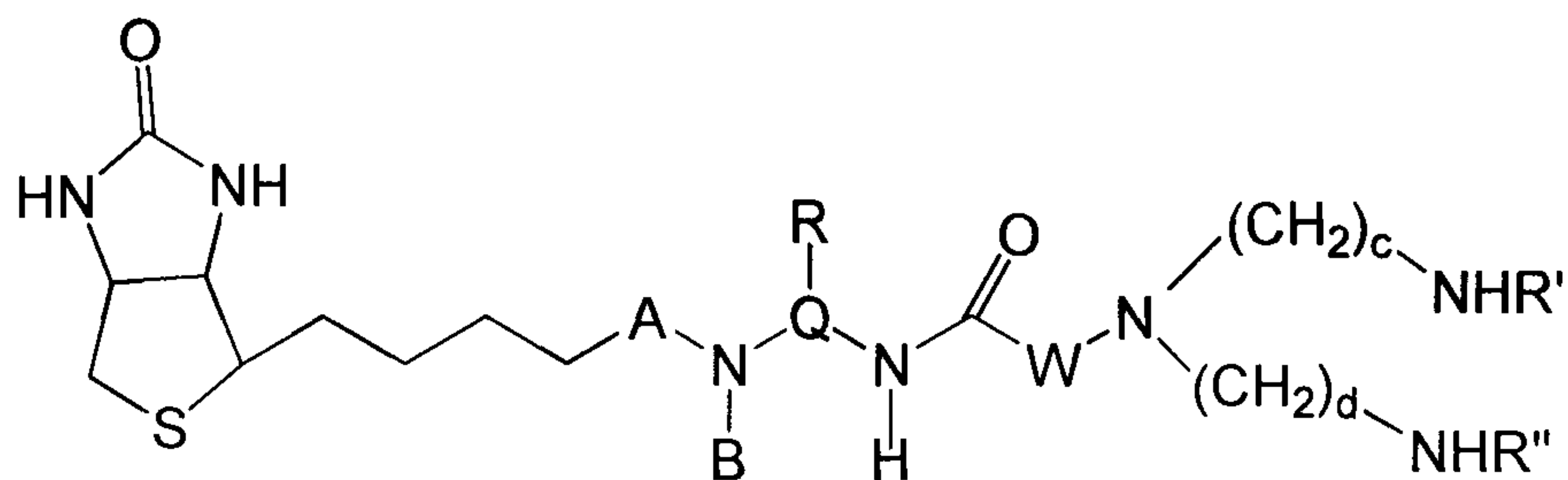
The present invention may thus provide new biotin derivatives that fulfill the requirement of an high ratio radiation/dose.

In particular the invention resides in a new class of biotin derivatives
5 carrying two chelating groups per biotin molecule.

In this way using the same molar amount of biotin derivative, the radioactivity reaching the tumour cells is doubled.

One of the aspects of the invention described herein is therefore a formula
(I) compound as follows:

10



(I)

where:

15

A is CH_2 or CO;

B is H, CHO or COOH; with the proviso that:

when A is CH_2 , Q is a $-(CH_2)_n-$ group, in which n is an integer from 4 to
12, in which case R is absent; when A is CO, Q is selected from the group
consisting of $-(CH_2)_a-CH(R-)-(CH_2)_b-$, where a and b are, independently,
20 integers from 0 to n-1 and R is defined as below;

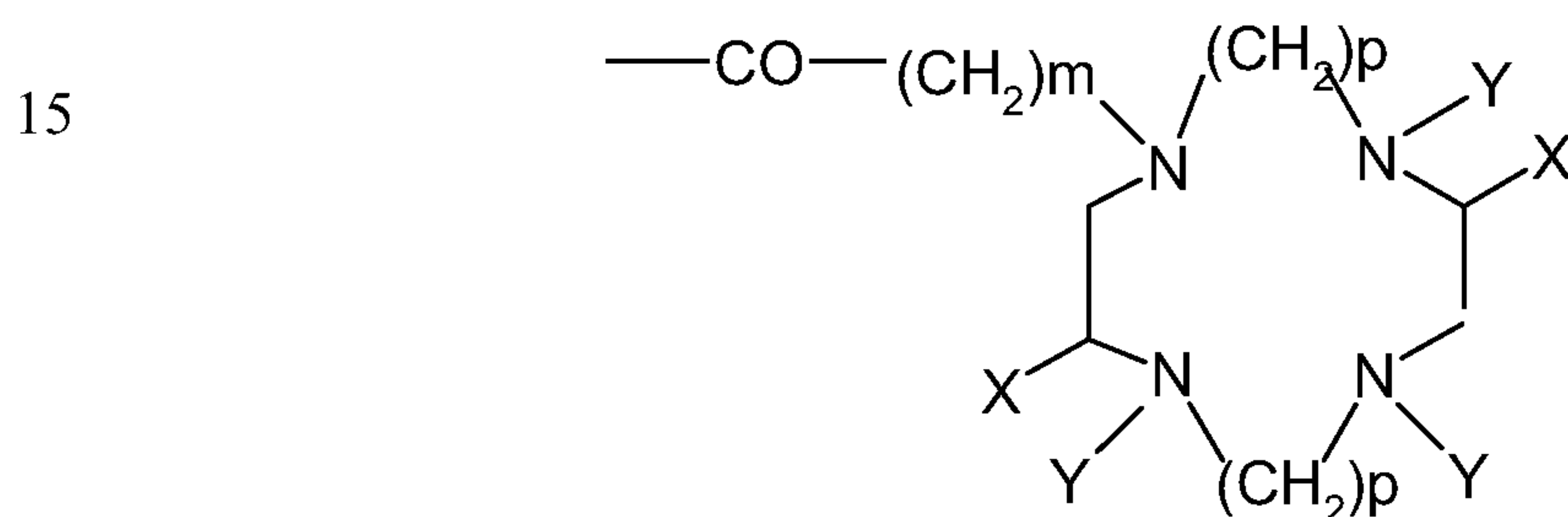
W is a C₁-C₁₂ alkylene or C₂-C₁₂ alkenylene linear chain or a functionalized polyethylene glycol; or a C₆-C₁₀ aromatic residue; or a glycofuranose residue; or

W, alone or together with the nitrogen atom supporting the $-(\text{CH}_2)_c\text{-NHR}'$ and $-(\text{CH}_2)_d\text{-NHR}''$ chains, is a heterocyclic group with 5 or 6 members containing one or more heteroatoms selected from O, N, S;

when W is an aromatic residue, an heterocyclic group or a sugar moiety, the nitrogen atom supporting the $-(\text{CH}_2)_c\text{-NHR}'$ and $-(\text{CH}_2)_d\text{-NHR}''$ chains is optionally absent and the $-(\text{CH}_2)_c\text{-NHR}'$ and $-(\text{CH}_2)_d\text{-NHR}''$ chains are directly and independently bonded to the carbon or nitrogen atoms of the aromatic and heterocyclic rings or to oxygen atoms of the glycofuranose residue;

c and d independently are integers from 3 to 10;

R' and R'' are, independently, $-\Lambda$, where $-\Lambda$ is a formula (II) macrocycle:



(II)

20 where Y are the same or different and are selected from the group consisting of hydrogen, linear or branched C₁-C₄ alkyl, $-(\text{CH}_2)_m\text{-COOH}$, where m is an integer from 1 to 3;

X is hydrogen, or the $-\text{CH}_2\text{-U}$ group, where U is selected from methyl, ethyl, p-aminophenyl, or X is the $-(\text{CHJ})_o\text{-Z}$ group, where o is an integer from 1 to 5, J is hydrogen, methyl or ethyl, Z is a heterocyclic group with 5 or 6 members containing one or more heteroatoms selected from O, N- R_1 , R_1 being a hydrogen atom or a linear or branched $\text{C}_1\text{-C}_4$ alkyl group, and S; or Z is selected from $-\text{NH}_2$, $-\text{NH-C(=NH-)-NH}_2$, or $-\text{S-R}_2$ where R_2 is a linear or branched $\text{C}_1\text{-C}_4$ alkyl group;

p is the integer 2 or 3;

R is selected from the group consisting of linear or branched $\text{C}_1\text{-C}_4$ alkyl, cycloalkyl, heterocycle or $-(\text{CH}_2)_q\text{-T}$, where T is selected from the group consisting of S-CH_3 , $-\text{OH}$, or $-\text{COOH}$, and q is 0, 1 or 2.

Linear or branched $\text{C}_1\text{-C}_4$ alkyl group means methyl, ethyl, propyl, isopropyl, n-butyl, sec-butyl, iso-butyl or ter-butyl.

Heterocycle with 5 or 6 members is an aromatic or non-aromatic heterocycle having in the ring at least a heteroatom selected from O, N- R_1 , or S, such as, for example, 2-, 3- or 4-pyridyl, or 2-, 4-, or 5-imidazolyl.

reduce the binding ability of the chelating moiety A first group of preferred compounds according to the invention consists in the formula (I) compounds where A is CH_2 , B is H, Q is $-(\text{CH}_2)_n\text{-}$, where n is an integer from 4 to 8, preferably 6, c and d are both 3 or 6, R' and R'' are $-\Lambda$ where Y is always $-\text{CH}_2\text{-COOH}$; X is hydrogen, and p is 2.

A further aspect of the invention described herein consists in formula (I) compounds with radioisotopes for diagnostic and/or therapeutic use. Examples

of these isotopes are: Fe-52, Mn-52m, Co-55, Cu-64, Ga-67, Ga-68, Tc-99m, In-111, I-123, I-125, I-131, P-32, Sc-47, Cu-67, Y-90, Pd-109, Ag-111, Pm-149, Re-186, Re-188, At-211, Bi-212, Bi-213, Rh-105, Sm-153, Lu-177, and Au-198.

A first group of preferred complexes according to the invention are those where, in the formula (I) compounds, A is CH₂, B is H, Q is -(CH₂)_n-, where n is an integer from 4 to 8, preferably 6, c and d are together 3 or 6, R' and R'' are -Λ where Y is always -CH₂-COOH; X is hydrogen, p is 2 and the radioisotope is Y-90.

Further aspects of the invention described herein are processes for the preparation of formula (I) compounds and their complexes with radiopharmaceuticals.

Further aspects of the invention described herein are pharmaceutical and/or diagnostic compositions containing formula (I) compounds and their complexes as indicated above.

Other aspects of the invention described herein are the use of formula (I) compounds and their complexes with radioisotopes as medicaments or diagnostic tools, particularly for the preparation of medicaments which are useful in tumour therapy or diagnosis.

These and other aspects relating to the invention described herein will be illustrated in detail in the part that follows here below, also by means of experimental examples.

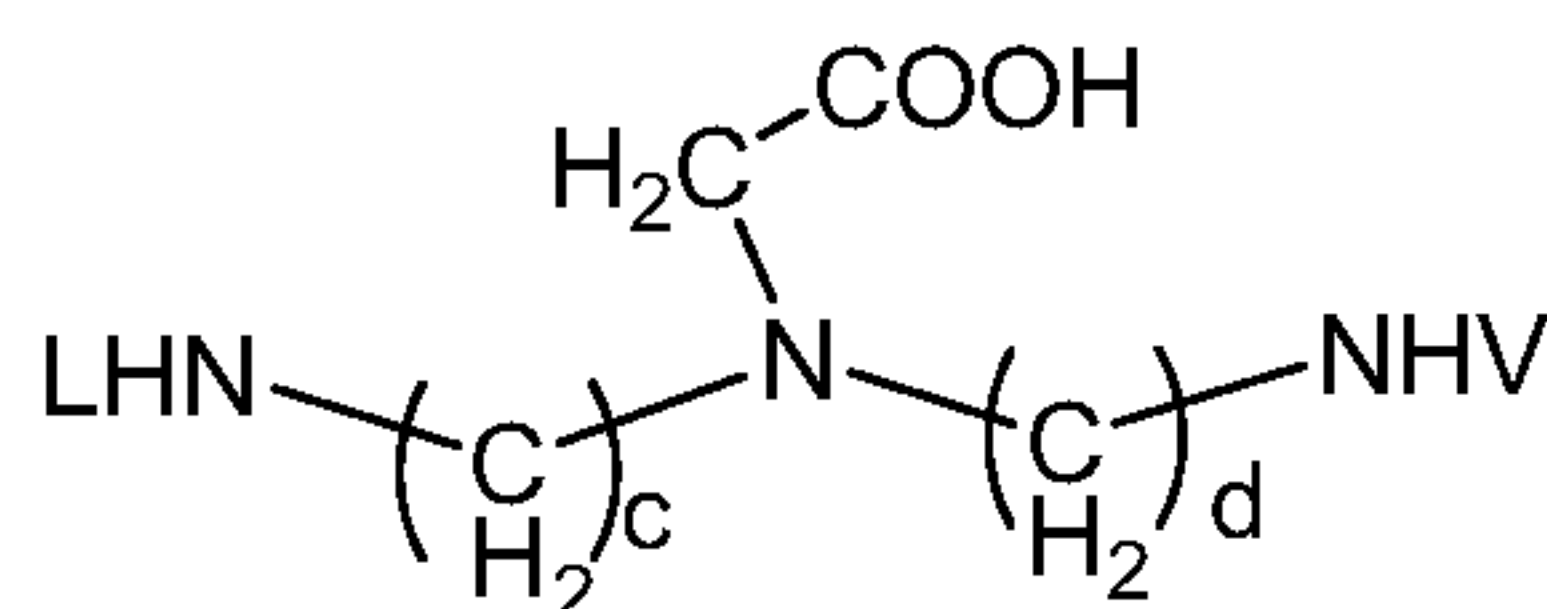
The compounds according to the invention described herein may be prepared according to the following scheme, including the steps of:

a) formation of an amide bond between the carboxyl group of biotin and a primary amine group of $H_2N-Q-NH_2$ diamine, the other primary amine group being suitably protected, for example, with a Boc group, if necessary; or, alternatively, the coupling could be performed with the α - α - NH_2 group of an α,ω -diamino acid (i.e. Lys), being the ω -amino group suitably protected.

b) deprotection of the primary amine group;

c) reduction of the amide group to an amine, if A is CH_2 group;

d) coupling of the amine with the N-protected N,N-bis-substituted glycine amines of formula (III) which can be



(III)

prepared by methods known to the operators skilled in the art;

where V and L are suitable protecting groups and c and range independently from 3 to 10;

e) conjugation with the desired formula (II) chelating agent - Λ .

Biotin is a commercial product, so as the aminoacid Lys is. $H_2N-Q-NH_2$ diamines are available on the market and can in any event be prepared in several steps by using known methods.

The protection of the primary amine groups is easily achieved using suitable protective groups, such as, for example, Boc or Fmoc, and which in any event can be found from among those reported in the literature (see for instance: T.W. Greene, P.G.M. Wuts, "Protective groups in organic synthesis", 5 3rd Ed., J. Wiley & Sons, Inc., New York, 1999; Handbook of Reagents for Organic Synthesis, "Oxidizing and Reducing Agents", Edited by S.D. Burke and R.L. Danheiser, J. Wiley & Sons, Inc., New York, 1999).

Alternatively, the formula (I) compound, if A is CO group, can be prepared according to the above reported scheme devoid of the step c.

10 Activation of the -COOH group of biotin could be accomplished according to the known methods of peptide synthesis (P. Lloyd-Williams, F. Albericio, E. Giralt, "Chemical Approaches to the Synthesis of Peptides and Proteins", CRC Press, Boca Raton, New York, 1997); if the coupling is performed with an α,ω -diamino acid (i.e. Lys), the reaction can be carried out by 15 anchoring the amino acid on a suitable resin, following the methods known in the solid phase peptide synthesis technique.

The conjugation of the compound according to the invention with the radioisotope to produce the complexes envisaged in the context of the invention described herein is carried out using the known traditional methods in the field, 20 as described, for example, in Paganelli, Chinol *et al.* *European Journal of Nuclear Medicine* Vol. 26, No 4; April 1999; 348-357.

One of the preferred compounds of the invention is the one in which A is CH₂ group, Q is -(CH₂)_n-, where n is preferably 6, c = d are 3 or 6, R' =R'' are -

Λ where m is 1, Y is always $-\text{CH}_2\text{-COOH}$; X is hydrogen, p is 2 (DOTA chelating agent).

The process for preparing this preferred compound comprises the following steps:

- 5 a) formation of an amide bond between the carboxyl group of biotin and the primary amine group of hexamethylenediamine, suitably protected, for example with a Boc group, if necessary;
- b) deprotection of the amine group of hexamethylenediamine;
- c) reduction of the amide group to an amine group;
- 10 d) conjugation with the formula (III) amine where $c = d = 3$ or 6 , $V = L$ are Fmoc protecting groups.
- e) deprotection of the obtained amine;
- f) conjugation with the chelator $-\Lambda$.

Step a) in the process according to the invention described herein
15 consists in the formation of an amide bond between the biotin carboxyl group and the primary amine group of hexamethylenediamine-Boc. The biotin was treated with HATU to form an extremely active ester *in situ* that reacts with the amine group of hexamethylenediamine-Boc to form the relevant amide. This activation mechanism, which is used above all for peptide synthesis in the solid
20 phase, requires a basic medium. To prevent the base from reacting with the active ester, tertiary organic bases such as di-isopropylethylamine (DIPEA) or *N*-methylmorpholin (NMM) are used. Protection of one of the two amine groups of hexamethylenediamine with Boc (*ter*-butyloxycarbonyl) is necessary to

prevent the biotin binding to both ends of the diamine chain. The end product is isolated from the reaction medium after evaporation of the solvent (DMF) and precipitation with water. The product, recrystallised with propanol, was characterised by $^1\text{H-NMR}$, elemental analysis and ESI-MS. The reaction yield is
5 around 88%.

In step b), biotinyI-hexamethylenediamine-Boc is solubilised in a mixture of AcOEt/HCl, approximately 3 M, to detach the Boc group. After removing the solvent mixture the product was lyophilised to completely eliminate HCl. The sample was purified by means of recrystallisation with an aqueous solution at
10 basic pH and characterised by $^1\text{H-NMR}$ and TLC.

In step c), the reduction of the amide group was done with $\text{BH}_3\cdot\text{THF}$. Since the reducing agent is extremely reactive, the process must be carried out in anhydrous conditions. The starting product was held under vacuum prior to the reaction and then solubilised in anhydrous THF (distilled with sodium and
15 benzophenone). The reaction mixture was refluxed in a nitrogen atmosphere until complete reduction of the amide group (as monitored by $^1\text{H-NMR}$ spectra) had taken place. After evaporating the solvent under reduced pressure, the reaction mixture was treated with an aqueous solution of HCl. After lyophilising the acid solution, the product was purified by recrystallisation from an aqueous
20 solution at basic pH and then by reverse-phase column chromatography. Analysis of the product was done by analytical TLC which revealed its purity. The reaction yield is approximately 55%.

Step d) provided the conjugation reaction of the reduced biotinyl-hexamethylenediamine with the protected amine (III) by activation with the HATU/NMM system in NMP as solvent.

In step e) the Fmoc groups were removed by using the base piperidine.

5 Step f) provided the coupling of two DOTA groups, performed with the specific reagents for the formation of amide bonds in an aqueous medium: 1-(3-dimethylaminopropyl)-3-ethylcarbodiimide hydrochloride (EDC), and sulpho-NHS. DOTA (4 mole equiv respect to the biotin derivative) was dissolved in water and adjusted to a pH value suitable for activating mostly one of four carboxylic
10 groups (G. Sabatino, M. Chinol, G. Paganelli, S. Papi, M. Chelli, G. Leone, A. M. Papini, A. DeLuca and M. Ginanneschi, *J. Med. Chem.* **2003**, *46*, 3170-3173). In this way, we can reduce the likelihood of obtaining side products. To the basic solution were added sulpho-NHS and lastly EDC. After the formation of the active ester *in situ*, the N,N-bis-alkylamino glycine derivative of the reduced biotinyl-
15 hexamethylenediamine was added, checking that the pH of the solution remained around 7.5. Pre-purification of the crude product was done by SPE (Solid Phase Extraction) and the purification was performed by means of semi-preparative RP-HPLC.

The aspects of the invention described herein include pharmaceutical or
20 diagnostic compositions containing as their active ingredient at least one formula (I) compound, also in the form of a complex with a radioisotope or, in the case of said formula (I) compound, in association with other active ingredients useful in the treatment of the diseases indicated in the invention

described herein, e.g. other products possessing anticancer activity; also in separate dosage forms or in forms suitable for combined therapy. The active ingredient according to the invention will be in the form of a mixture along with suitable vehicles and/or excipients commonly used in pharmaceutical technology, such as, for example, those described in "Remington's Pharmaceutical Sciences Handbook", latest edition. The compositions according to the invention shall contain a therapeutically effective amount of the active ingredient. The dosages will be determined by the expert in the field, e.g. the clinician or primary care physician, according to the type of disease to be treated and the patient's condition, or concomitantly with the administration of other active ingredients.

Examples of pharmaceutical compositions are those that allow parenteral or loco-regional administration. Pharmaceutical compositions suitable for the purpose are solutions, suspensions, or lyophilised forms to be reconstituted at the time of use.

Forms suitable for the industrial application of the invention are kits for cancer radiotherapy, as, for example, described in European Patent 0 496 074, in the paper by Paganelli, Chinol *et al.* published in the *European Journal of Nuclear Medicine* Vol. 26, No 4; April 1999; 348-357, in US Patent 5,968,405 and in the relevant literature.

A further aspect of the invention described herein is a kit for the therapy or diagnosis of tumours by means of radioactivity, characterised in that at least

one of the components of said kit contains a formula (I) compound or one of its complexes with a suitable radioisotope.

The compounds according to the invention are useful for the preparation of therapeutic and/or diagnostic agents for the treatment and diagnosis of
5 tumours.

The compounds according to the invention, following the binding with radioisotopes for diagnostic and/or therapeutic use (as explained before), are useful to radiolabel preparations of avidin colloids for different medical applications.

10 For example, they can be used in tumour treatment methods with anticancer radiopharmaceuticals, such as, for example, those described in European Patent 0 496 074, in the paper by Paganelli, Chinol *et al.* published in the *European Journal of Nuclear Medicine* Vol. 26, No 4; April 1999; 348-357, in US Patent 5,968,405 and in the relevant literature.

15 The following example further illustrates the invention.

EXAMPLEPreparation of the BisDOTA-C₃ - Compound 4

The preparation of Compound 4 was carried out following the steps herewith reported.

5 Synthesis of the reduced Biotinamidohexylamine (r-BHD) – Compound 1.

The detailed synthetic procedure and physico-chemical properties of Compound 1 were reported in the article by G. Sabatino, M. Chinol, G. Paganelli, S. Papi, M. Chelli, G. Leone, A. M. Papini, A. De Luca, and M. Ginanneschi, *J. Med. Chem.*, 2003, 46, 3170-3173. The NMR spectra of the
10 products herewith reported were recorded in DMSO-d₆ solution on Varian 400. The N,N-bis[3-(Fmoc-amino)propyl]glycine of the example was purchased from Fluka (Switzerland) as potassium sulphate salt.

Synthesis of the r-BHD conjugate with the N,N-bis[(3-amino)propyl]glycine -
Compound 2

15 HATU (66.5 mg, 0.175 mmol, 0.7 mole eq.) in NMP (0.5 mL) were added to a solution of N,N-bis[3-(Fmoc-amino)propyl]glycine potassium sulphate (115.5 mg, 0.15 mmol, 0.6 mole eq.) and NMM (33.05 µL, 0.3 mmol, 1.2 mole eq.) in NMP (1 mL). This solution was dropwise added in 5 min to a suspension
of r-BHD (Compound 1) (100 mg, 0.25 mmol) in NMP (5 mL) containing NMM
20 (27.5 µL, 0.25 mmol, 1 mole eq.). The reaction mixture was stirred at room temp. monitoring the reaction by RP-HPLC (eluent: from 30% to 100% of B in 20 min; $t_R = 13.4$ min). After 2.5 h, Compound 1 (57.7 mg, 0.08 mmol, 0.3 mole eq.) was added again to the reaction mixture. After 2.5 h the reaction was

stopped and the solvent evaporated under reduced pressure. The yellow-orange oil was suspended in water at 0 °C under stirring obtaining a white precipitate that was purified by RP-CC (LiChroprep™ RP-8, 40-63 µm; 170x20 mm; eluent: CH₃CN/H₂O/HCl = 50:50:0.1, 1 mL/min) giving Compound **2** (130 mg; 55% yield). The Fmoc-protected *bis*-amino derivative (Compound **2**) appeared to be pure by T.L.C. inspection (CH₃CN/H₂O/HCl = 50:50:0.1). ¹HNMR (200 MHz, DMSO): δ 9.63 (br s, 1H), 8.64 (br s, 3H), 7.87 (d, 4H), 7.65 (d, 4H), 7.43-7.27 (m, 8H), 6.41 (d, 2H), 4.31-4.14 (m, 8H), 3.85 (s, 2H), 3.14-3.03 (m, 11H), 2.82-2.76 (m, 4H), 2.6 (d, 2H), 1.76-1.25 (m, 20H) ESI-MS (m/e): calculated [M + H]⁺ 944.5, found 944.5.

The Fmoc-protected *bis*-amine derivative (Compound **2**) (88 mg, 0.09 mmol) was dissolved in DMF containing 25% of piperidine (5 mL). The solution was kept under stirring at room temp. for 6 h monitoring the reaction *via* RP-HPLC (from 30 to 100% B in 20 min; *t_R* = 16.7 min). The reaction mixture was then evaporated under reduced pressure and the crude oil dissolved in the minimum amount of MeOH and precipitated with Et₂O. The collected solid was twice washed with ether, dissolved in water and lyophilised, affording a white product which was purified by SPE (Solid Phase Extraction; LiChroprep RP-18, 25-40 µm; 170x20 mm; eluent: H₂O 100%-MeOH from 4 to 100%). The eluted fractions were collected and lyophilised giving de-protected *bis*-amine (Compound **3**) (30 mg, 75% yield).

¹HNMR (200 MHz, CDCl₃): δ 8.12 (br s, 2H), 6.45 (s, 2H), 4.26 (m, 1H), 4.12 (m, 1H), 3.59-2.95 (m, 7H), 2.95-2.70 (m, 12H), 2.50 (d, 2H), 1.80-1.20 (m, 20H) ESI-MS (m/e): calculated [M + H]⁺ 443.6, found 443.1.

Conjugation of Compound 3 with the activated DOTA for obtaining BisDOTA-C₃

5 Compound 4

Sulpho-NHS (26 mg, 0.12 mmol) was added to a solution of DOTA·0.31H₂O (49.2 mg, 0.12 mmol) in H₂O (0.750 mL). The pH was then adjusted to 6.5 with 0.1 M NaOH and a solution of EDC (23 mg, 0.12 mmol) in H₂O (0.5 mL) was added dropwise at 0 °C.

10 The reaction mixture was stirred at 0 °C for 30 min and then a solution of Compound 3 (15 mg, 0.03 mmol) in H₂O (0.750 mL), at pH 7.8, was added dropwise during 5 min.

The reaction was checked *via* RP-HPLC (from 5 to 100% of B in 30 min; *t_R* = 16.4 min).

15 After 2 h the reaction mixture was lyophilized and the crude compound was pre-purified by SPE (Solid Phase Extraction; LiChroprep RP-18, 25-40 μm; 15x65 mm; eluents: a) H₂O; b) 4% MeOH in H₂O; c) 100% MeOH. HPLC test of the extracted fractions demonstrated that the Compound 4 was mainly in the fraction c. The methanolic solution was evaporated and the product purified by
20 RP-HPLC (from 5 to 30% of B in 30 min: *t_R* = 16.4 min) obtaining the pure *Bis*-DOTA (Compound 4) (15 mg, 24% yield) as a white solid.

ESI-MS: m/e calculated [M + H]⁺ 1272.7, found 1272.7; [M - H]⁺ 1270.7, found 1270.9. Anal. (C₅₆H₁₀₁N₁₅O₁₆S·6TFA·5H₂O) C, H, N.

Labelling tests, radiochemical purity, and serum stability tests were carried out with the compound illustrated in the foregoing example.

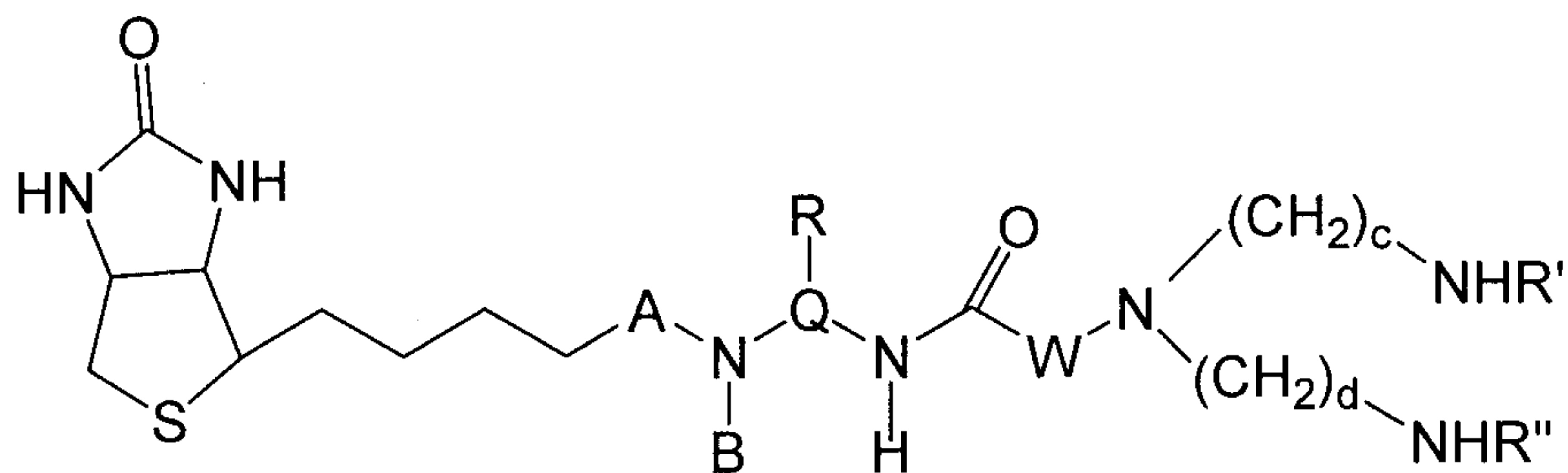
Labelling tests were carried out using 2 mg/mL MilliQ™ water solutions of *BisDOTA-C₃*. 1.0 mM sodium acetate buffer (pH 5.0) was added to *BisDOTA-C₃*,
5 that were subsequently added with the radioisotope chloride solution (MCl₃, M=¹¹¹In, ⁹⁰Y, ¹⁷⁷Lu) at a specific activity of 1mCi/7.2µg. Finally these solutions were incubated at 95°C for 30min.

In order to determine Radiochemical Purity (RCP), Silica Gel Instant Thin Chromatography (ITLC-SG) was used. An aliquot of the radiolabelled mixture
10 was added to a molar excess of Avidin and DTPA, then a drop was spotted on ITLC strips and developed with saline. The strip was analysed by a Radio-TLC apparatus; in this system, the complex formed by *BisDOTA-C₃* and Avidin remains at the origin, while the unbound radiometal is complexed by DTPA and migrates with solvent front. RCP values typically obtained were >96 %.

15 Stability assays were performed with and without ascorbic acid (AA) as radical scavenger. Aliquots from the labelled molecules were incubated at 37°C with a 4-fold volume of saline or AA solution (4 mg/mL in 1.0 M sodium acetate buffer, pH 5.0). Stability studies were carried out at 24 and 48 hours and RCPs were calculated using ITLC-SG method as described before. Results showed
20 that, in the presence of AA, the radiolabelled M-*BisDOTA-C₃* were stable to radiolysis up to 48 hours.

CLAIMS

1. A compound of formula (I):



5

(I)

wherein:

A is CH₂ or CO;

B is H, CHO or COOH; with the proviso that:

10 when A is CH₂, Q is a -(CH₂)_n- group, in which n is an integer from 4 to 12, in which case R is absent; or when A is CO, Q is a -(CH₂)_a-CH(R)-(CH₂)_b- group, wherein a and b are each independently integers from 0 to n-1, and R is defined as below;

W is a C₁-C₁₂ alkylene; a C₂-C₁₂ alkenylene linear chain; a functionalized polyethylene glycol; a C₆-C₁₀ aromatic residue; or a glycofuranose residue; or

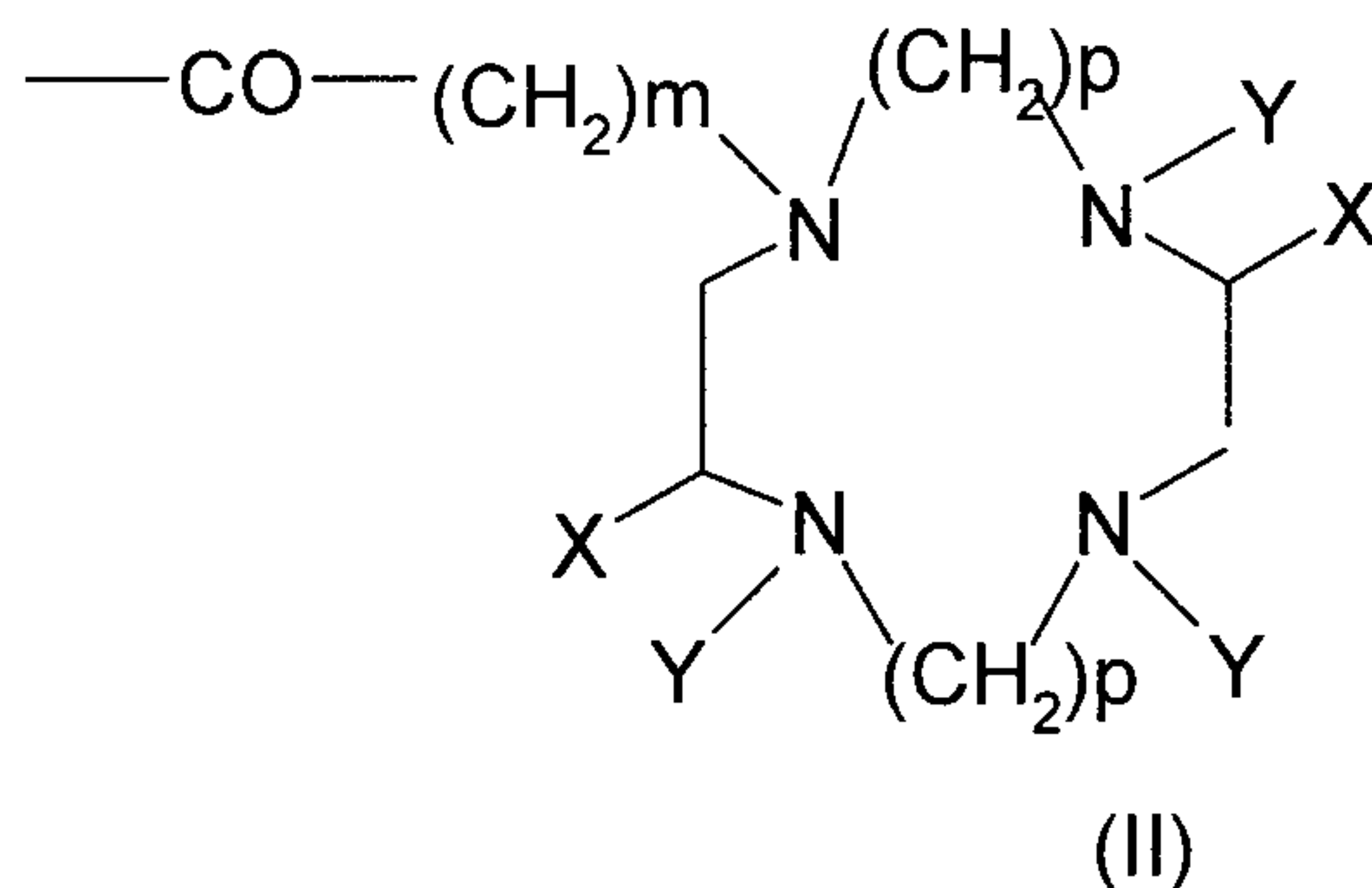
15 W, alone or together with the nitrogen atom supporting the -(CH₂)_c-NHR' and -(CH₂)_d-NHR'' chains, is a heterocyclic group with 5 or 6 members containing one or more heteroatoms selected from the group consisting of O, N, and S;

and when W is a C₆-C₁₀ aromatic residue, an heterocyclic group or a glycofuranose residue, the nitrogen atom supporting the -(CH₂)_c-NHR' and -(CH₂)_d-NHR'' chains is optionally absent and the -(CH₂)_c-NHR' and -(CH₂)_d-NHR'' chains are directly and
 20 independently bonded to the carbon or nitrogen atoms of the aromatic or heterocyclic rings or to oxygen atoms of the glycofuranose residue;

20

c and d independently are integers from 3 to 10;

R' and R'' are, independently, $-\Lambda$, wherein $-\Lambda$ is a formula (II) macrocycle:



wherein each Y is the same or different and each is independently selected from the group consisting of hydrogen; straight or branched C₁-C₄ alkyl; and $-(CH_2)_m-COOH$,

10 wherein m is an integer from 1 to 3;

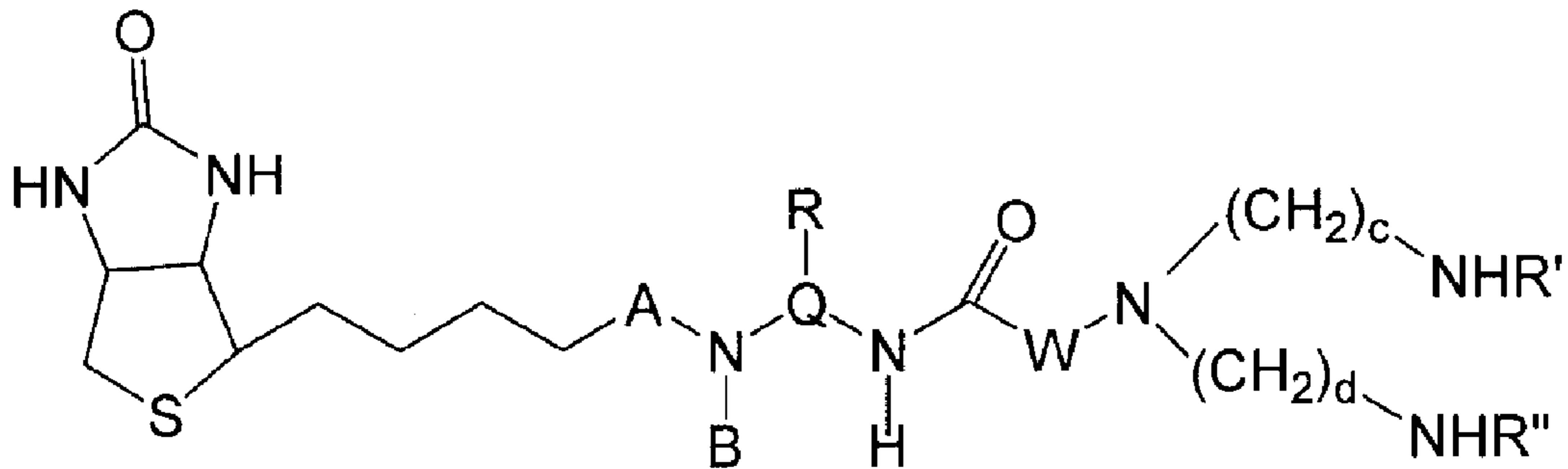
X is selected from the group consisting of hydrogen; a $-CH_2-U$ group, wherein U is methyl, ethyl, or p-aminophenyl; and a $-(CH_2)_o-Z$ group, wherein o is an integer from 1 to 5, J is hydrogen, methyl or ethyl, and either Z is a heterocyclic group with 5 or 6 members containing one or more heteroatoms that are independently O, S or N-R₁, wherein R₁ is a
 15 hydrogen atom or a linear or branched C₁-C₄ alkyl group; or Z is selected from the group consisting of $-NH_2$, $-NH-C(=NH)-NH_2$, and $-S-R_2$ wherein R₂ is a linear or branched C₁-C₄ alkyl group;

p is the integer 2 or 3; and

R is selected from the group consisting of linear or branched C₁-C₄ alkyl, cycloalkyl,
 20 heterocycle and $-(CH_2)_q-T$, wherein T is selected from the group consisting of S-CH₃, -OH, and -COOH, and q is 0, 1 or 2.

2. The compound of claim 1, wherein independently A is CH₂, B is H, Q is $-(CH_2)_n-$, wherein n is an integer from 4 to 8, c and d are both 3 or 6, R' and R'' are $-\Lambda$ wherein Y is always $-CH_2-COOH$; X is hydrogen, and p is 2.

3. The compound of claim 2, wherein $n = 6$.
4. A complex of the compound of any one of claims 1 to 3 with a radioisotope.
5. The complex of claim 4, wherein the radioisotope is selected from the group consisting of Fe-52, Mn-52m, Co-55, Cu-64, Ga-67, Ga-68, Tc-99m, In-111, I-123, I-125, I-131, P-32, Sc-47, Cu-67, Y-90, Pd-109, Ag-111, I-131, Pm-149, Re-186, Re-188, At-211, Bi-212, Bi-213, Rh-105, Sm-153, Lu-177, and Au-198.
6. The complex of claim 4 or 5, wherein Q is $-(CH_2)_n-$, n is an integer from 4 to 8, Y is $-CH_2-COOH$ and the radioisotope is Y-90.
7. The complex of claim 6, wherein $n = 6$.
- 10 8. A pharmaceutical or diagnostic composition comprising the compound of any one of claims 1 to 3, in a mixture with one or more suitable vehicles or one or more excipients, or both.
9. Use of the compound of any one of claims 1 to 3 for the preparation of a medicament for treatment of a tumour.
- 15 10. Use of the compound of any one of claims 1 to 3 for treatment of a tumour.
11. A pharmaceutical or diagnostic composition containing the complex of any one of claims 4 to 7 in a mixture with one or more suitable vehicles or one or more excipients, or both.
12. Use of the complex of any one of claims 4 to 7 as an anticancer
20 radiopharmaceutical.
13. A kit for radiotherapy or diagnosis of a tumour, comprising the compound of any one of claims 1 to 3 or the complex of any one of claims 4 to 7, and instructions for use of the compound or complex for treatment of a tumour or as an anticancer radiopharmaceutical.



(I)