

(No Model.)

T. R. CHAMBERS.
BEDSTEAD.

No. 471,533.

Patented Mar. 29, 1892.

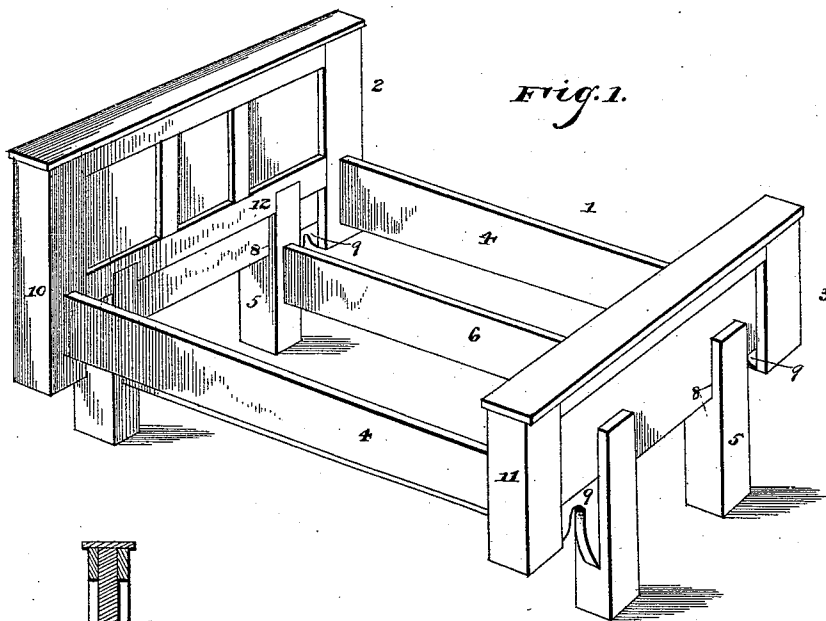


Fig. 1.

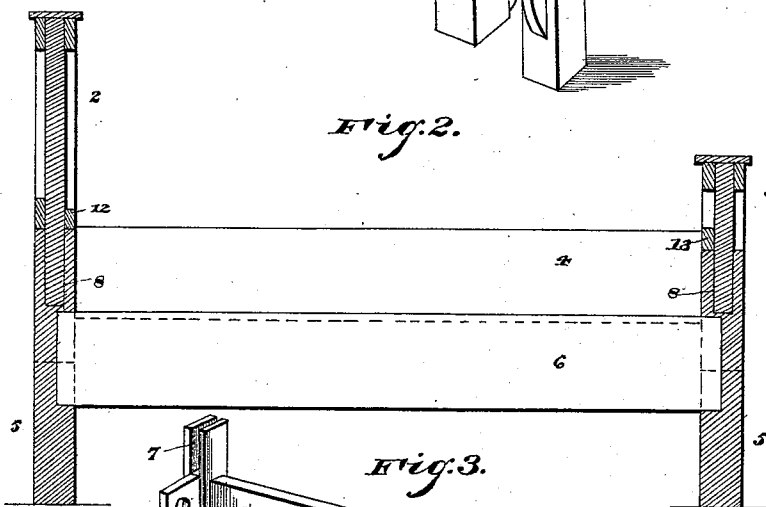


Fig. 2.




Fig. 3.

Witnesses

B. S. O'Connell
H. P. Riley

Inventor

By his Attorneys,

Thomas R. Chambers

C. A. Snow & Co.

UNITED STATES PATENT OFFICE.

THOMAS ROBERTSON CHAMBERS, OF GLENLOCK, TENNESSEE, ASSIGNOR OF
ONE-HALF TO HENRY M. McCROSKEY, OF SAME PLACE.

BEDSTEAD.

SPECIFICATION forming part of Letters Patent No. 471,533, dated March 29, 1892.

Application filed November 27, 1891. Serial No. 413,302. (No model.)

To all whom it may concern:

Be it known that I, THOMAS ROBERTSON CHAMBERS, a citizen of the United States, residing at Glenlock, in the county of Monroe and State of Tennessee, have invented a new and useful Bedstead, of which the following is a specification.

The invention relates to improvements in bedsteads.

The object of the present invention is to simplify and improve the construction of bedsteads, to increase their strength and durability, and to render them more compact.

The invention consists in the construction and novel combination and arrangement of parts hereinafter fully described, illustrated in the accompanying drawings, and pointed out in the claims hereto appended.

In the drawings, Figure 1 is a perspective view of a bedstead constructed in accordance with this invention. Fig. 2 is a longitudinal sectional view. Fig. 3 is a detail perspective view of the legs and the slat-supporting bar.

Like numerals of reference indicate corresponding parts in all the figures of the drawings.

1 designates a frame composed of head and foot boards 2 and 3 and side rails 4, connecting the same and forming the upper portion or body of a bed. The frame is supported by legs 5, arranged in pairs and connected by slat-supporting bars 6 and having their upper ends 7 bifurcated and receiving the lower edges of the head and foot boards 2 and 3. The head and foot boards are recessed at their lower edges near their sides to form shoulders 8, against which the inner sides of the legs 5 abut, and the legs are provided on their outer sides with ornamental spacing-blocks 9, which are interposed between the lower ends of the

posts 10 and 11 of the foot and head boards and the legs and serve to hold the latter against the shoulders. The horizontal strips 12 and 13, which are arranged on the inner faces of the head and foot boards, are recessed to receive the upper edges of the legs. The bars 6, which connect the pairs of legs 5, serve to support the slats (not shown) and also brace and give additional strength to a bedstead. The legs are arranged within the sides of the bedstead, thereby rendering the latter more compact and enabling one to sweep with greater ease around and under the bed.

The bedstead presents a neat and ornamental appearance and is simple and inexpensive in construction.

What I claim is—

1. In a bedstead, the combination of a frame comprising the head and foot boards and the side rails, the legs having their upper ends bifurcated and receiving the head and foot boards, and the slat-supporting bars connecting the legs, substantially as described.

2. In a bedstead, the combination of the frame comprising the head and foot boards, having their lower edges provided with shoulders, and the side rails, the legs having their upper ends bifurcated and receiving the lower edges of the head and foot boards and engaging the shoulders thereof and provided with spacing-blocks arranged on their outer faces, and the slat-supporting bars connecting the legs, substantially as described.

In testimony that I claim the foregoing as my own I have hereto affixed my signature in the presence of two witnesses.

THOMAS ROBERTSON CHAMBERS.

Witnesses:

C. H. HUTCHESON,
C. L. HUDSON.