



US00D392011S

United States Patent [19]

[11] Patent Number: **Des. 392,011**

Palmer et al.

[45] Date of Patent: ****Mar. 10, 1998**

[54] **SUPPORT FOR A GROUND-LAIN GOLF CLUB**

D. 364,439	11/1995	Ragusin	D21/234
3,858,833	1/1975	Fink	248/44
5,171,015	12/1992	Vale	473/282
5,226,647	7/1993	Notarmuzi	473/286

[76] Inventors: **Arthur D. Palmer**, 1504 Tehama St.;
Kenneth R. Sinker, 1165 4th Ave.,
both of Corning, Calif. 96021

OTHER PUBLICATIONS

Office products; p. 23; sling shot, Mar. 1976.

[**] Term: **14 Years**

Primary Examiner—Raphael Barkai
Assistant Examiner—Mitchell I. Siegel

[21] Appl. No.: **53,023**

[57] CLAIM

[22] Filed: **Apr. 10, 1996**

The ornamental design for a support for a ground-lain golf club, as shown and described.

[51] **LOC (6) Cl.** **21-02**

[52] **U.S. Cl.** **D21/234**

[58] **Field of Search** D21/234, 208;
D22/106; 248/530; 211/70.2, 70.7; 473/408,
286, 282, 284

DESCRIPTION

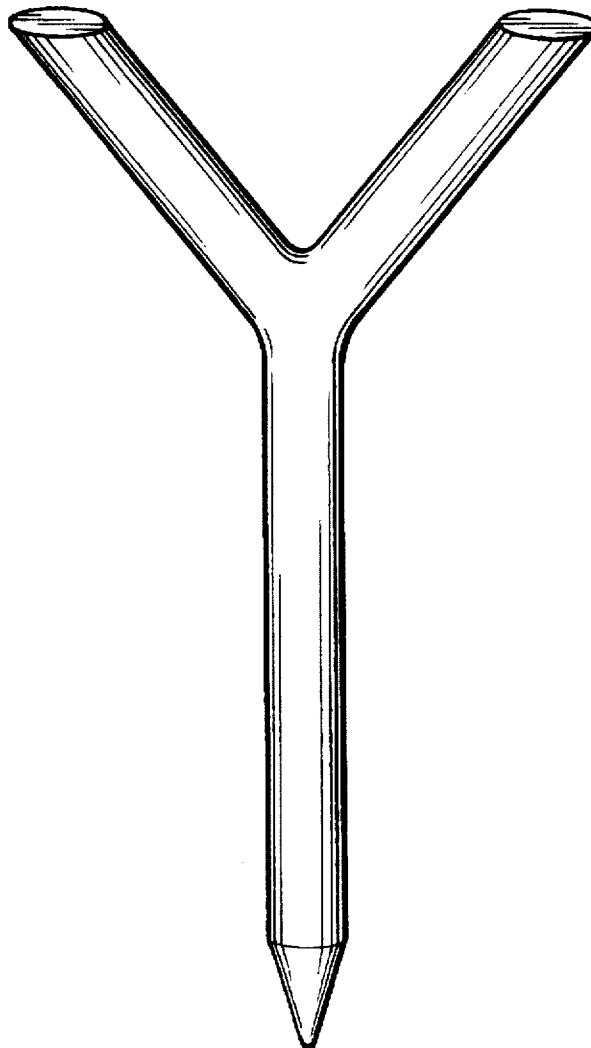
FIG. 1 is a front top perspective view of a support for a ground-lain golf club showing our new design; FIG. 2 is a back bottom perspective view thereof; FIG. 3 is a top plan view thereof; and, FIG. 4 is a bottom plan view thereof.

[56] References Cited

U.S. PATENT DOCUMENTS

D. 210,837	4/1968	Warner	D21/208
D. 335,695	5/1993	Beck	D21/223

1 Claim, 3 Drawing Sheets



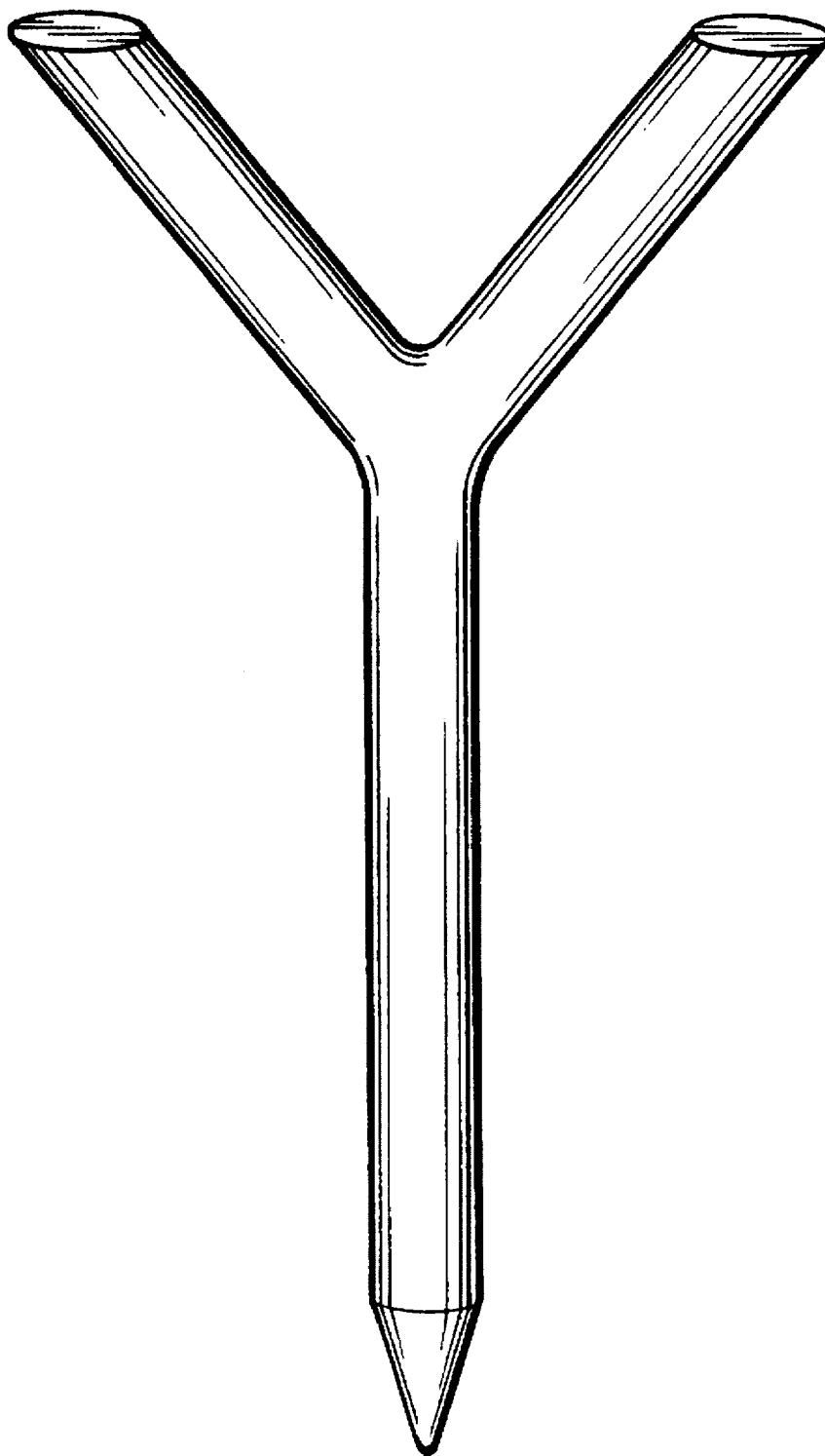


FIG. 1

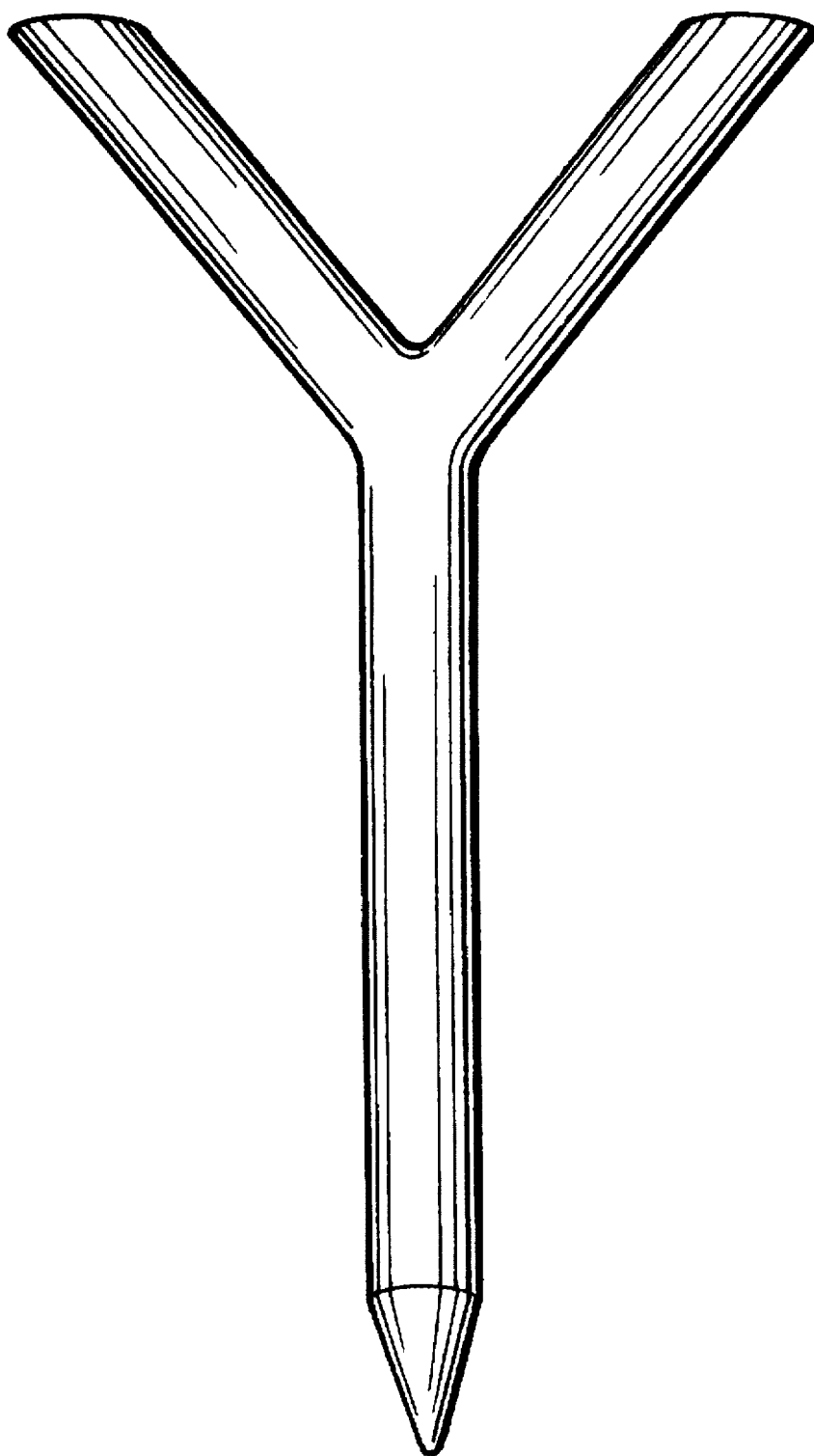


FIG. 2

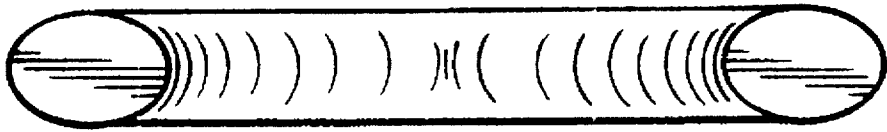


FIG. 3



FIG. 4