



US00D337075S

United States Patent [19]

[11] Patent Number: **Des. 337,075**

Powell

[45] Date of Patent: **** Jul. 6, 1993**

[54] ACCESS-PREVENTING COVER FOR SEAT BELT BUCKLES

4,886,318 12/1989 Pennock 297/482
4,939,824 7/1990 Reed 297/482

[76] Inventor: **Steven J. Powell**, P.O. Box 555,
Bennett, Colo. 80102

FOREIGN PATENT DOCUMENTS

1581996 12/1980 United Kingdom 297/482

[**] Term: **14 Years**

Primary Examiner—A. Hugo Word

[21] Appl. No.: **605,475**

Assistant Examiner—R. Seifert

[22] Filed: **Oct. 30, 1990**

Attorney, Agent, or Firm—Terry M. Gernstein

[52] U.S. Cl. **D11/200**

[57] CLAIM

[58] Field of Search D11/200, 55, 56, 201;
D3/54; D2/600, 639, 669, 631; D20/22, 27;
224/224, 227, 264, 901, 267; 297/463, 482

The ornamental design for an access-preventing cover for seat belt buckles, as shown and described.

DESCRIPTION

[56] References Cited

U.S. PATENT DOCUMENTS

D. 304,779 11/1989 Raphael et al. D2/639
D. 307,512 5/1990 Woods D2/639
3,605,210 9/1971 Lohr .
4,575,908 3/1986 Gloomis .
4,674,303 6/1987 Salcone .
4,741,574 5/1988 Weightman et al. 297/482
4,878,277 11/1989 Portuese 297/482

FIG. 1 is a perspective view of an access - preventing cover for seat belt buckles showing my new design;
FIG. 2 is a front elevational view thereof;
FIG. 3 is a rear elevational view thereof;
FIG. 4 is a side elevational view thereof;
FIG. 5 is a side elevational view of the side opposite that shown in FIG. 4; and,
FIG. 6 is an end elevational view thereof, the opposite end view being a mirror image.

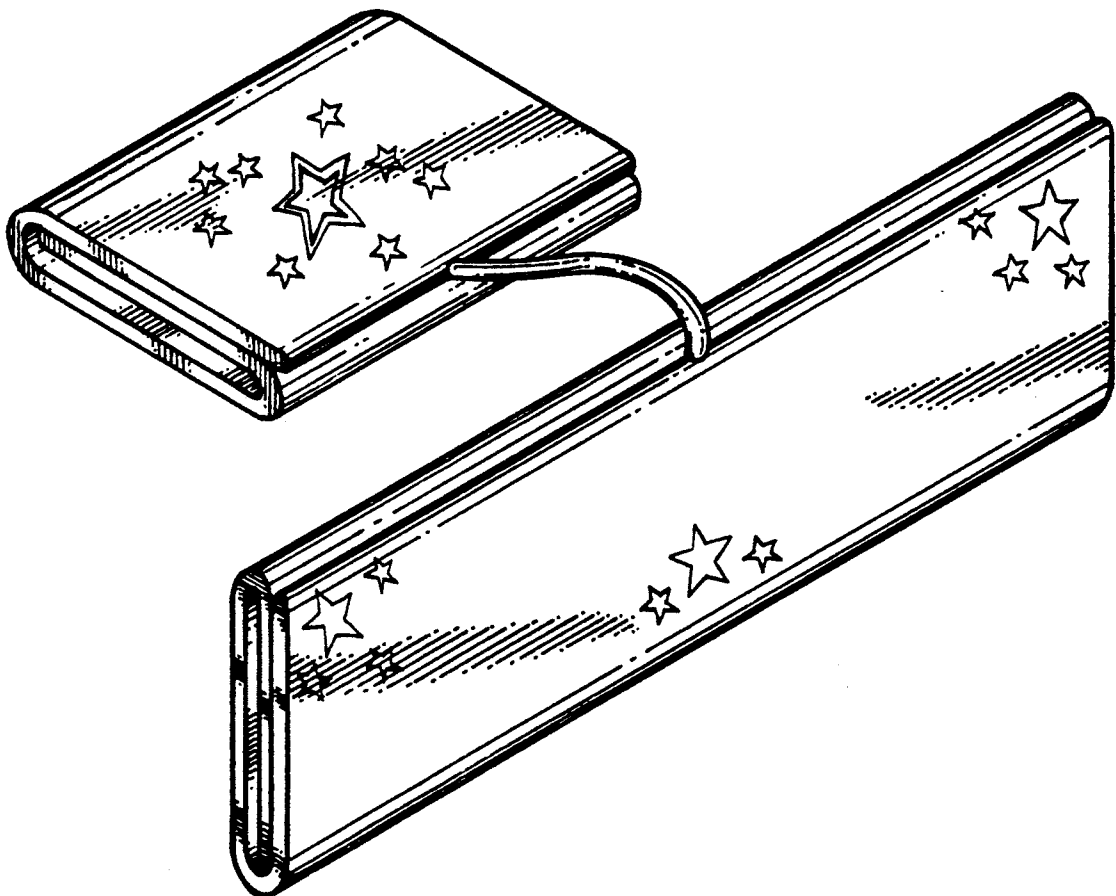
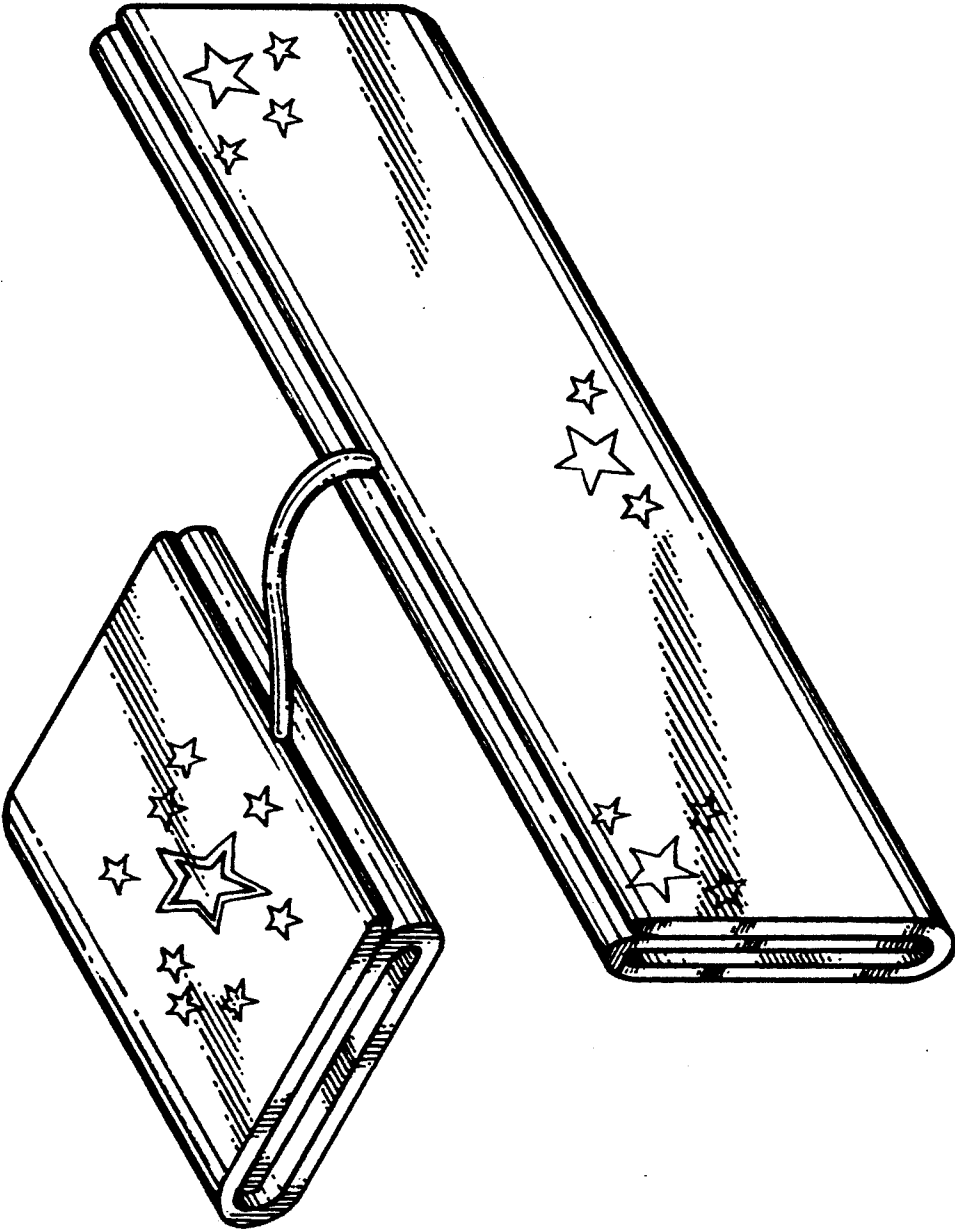


FIG. 1






FIG. 2





FIG. 3



