



US00D554272S

(12) **United States Design Patent**
Iwasaki

(10) **Patent No.:** **US D554,272 S**
(45) **Date of Patent:** **** Oct. 30, 2007**

(54) **PARKING BLOCK**

(75) Inventor: **Shoichi Iwasaki**, Kawaguchi (JP)

(73) Assignee: **Saicon Kogyo Co., Ltd.**, Saitama (JP)

(**) Term: **14 Years**

(21) Appl. No.: **29/274,295**

(22) Filed: **Apr. 12, 2007**

Related U.S. Application Data

(62) Division of application No. 29/225,770, filed on Mar. 21, 2005.

(30) **Foreign Application Priority Data**

Sep. 28, 2004 (JP) 2004/029291
Sep. 28, 2004 (JP) 2004/029292

(51) **LOC (8) Cl.** **25-01**

(52) **U.S. Cl.** **D25/113**

(58) **Field of Classification Search** D25/102,
D25/112-113, 164; D20/10; D10/113; 404/6-7,
404/12-13, 34, 41, 45, 52; 116/63 R, 63 P,
116/DIG. 16
See application file for complete search history.

(56) **References Cited**

U.S. PATENT DOCUMENTS

4,428,320 A * 1/1984 Oplt et al. 116/63 R
5,022,781 A * 6/1991 Smith 404/6
351,422 A 10/1994 Morris

D351,422 S * 10/1994 Morris D20/10
418,167 A 12/1999 Stutsman
D418,167 S * 12/1999 Stutsman D20/15
6,481,921 B1 * 11/2002 Fenimore et al. 404/7
D470,534 S * 2/2003 Letherer et al. D20/15

* cited by examiner

Primary Examiner—Robert A. Delehanty

(74) *Attorney, Agent, or Firm*—Wenderoth, Lind & Ponack, L.L.P.

(57) **CLAIM**

The ornamental design for a parking block, as shown and described.

DESCRIPTION

FIG. 1 is a front view of a parking block showing my new design;

FIG. 2 is a top plan view thereof;

FIG. 3 is a rear view thereof;

FIG. 4 is a bottom view thereof;

FIG. 5 is a right side view thereof, note that the left side is a mirror image of the right side;

FIG. 6 is an enlarged sectional view taken along line A—A in FIG. 1;

FIG. 7 is an enlarged sectional view taken along line B—B in FIG. 1; and,

FIG. 8 is an enlarged sectional view showing the parking block in a use condition.

1 Claim, 3 Drawing Sheets

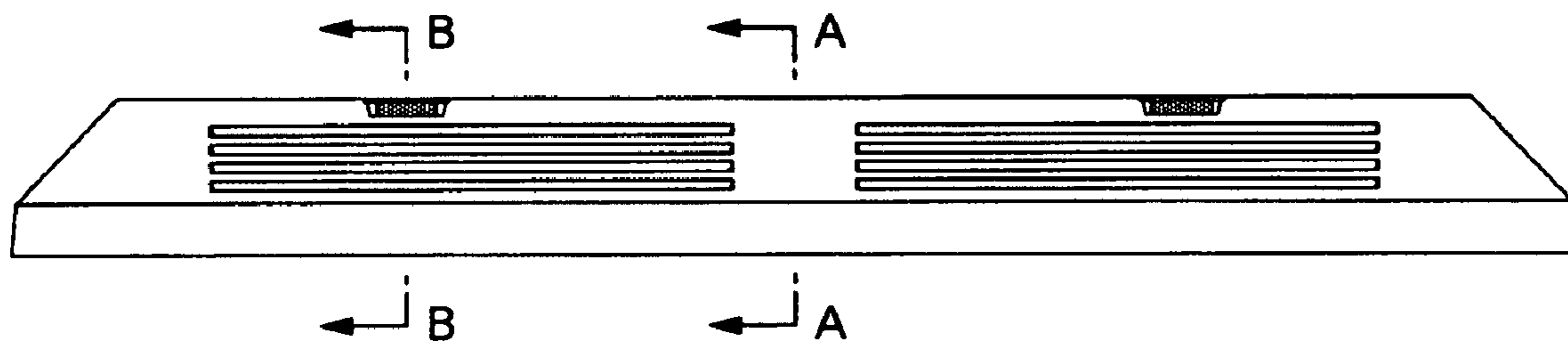


FIG. 1

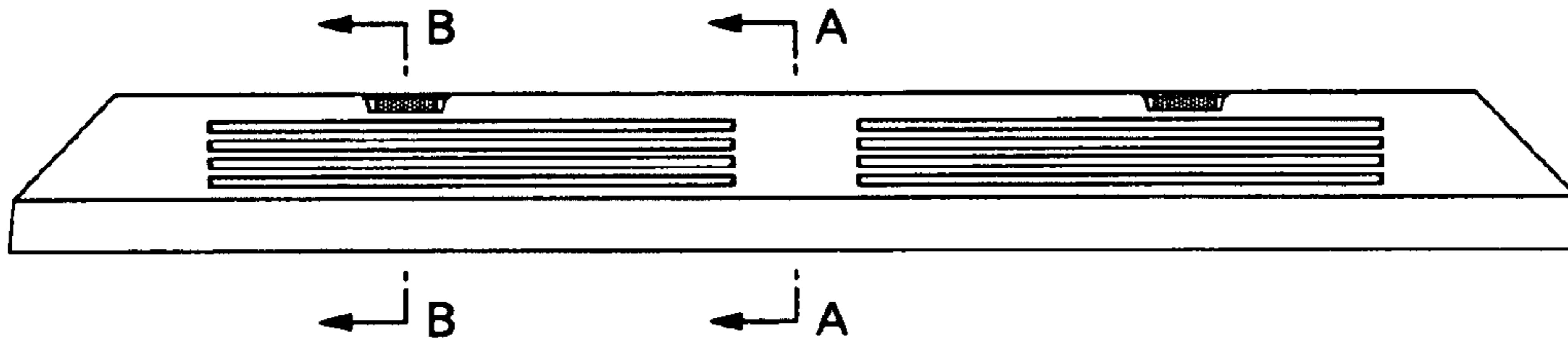


FIG. 2




FIG. 3




FIG. 4




FIG. 5

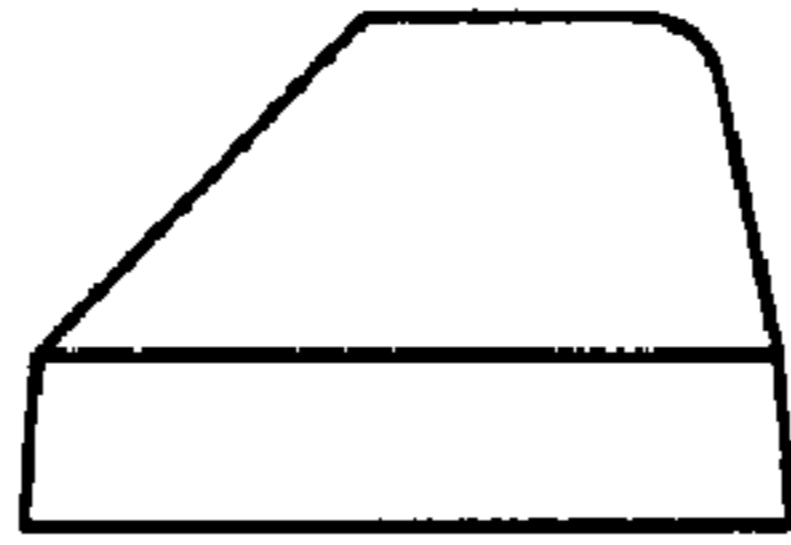


FIG. 6

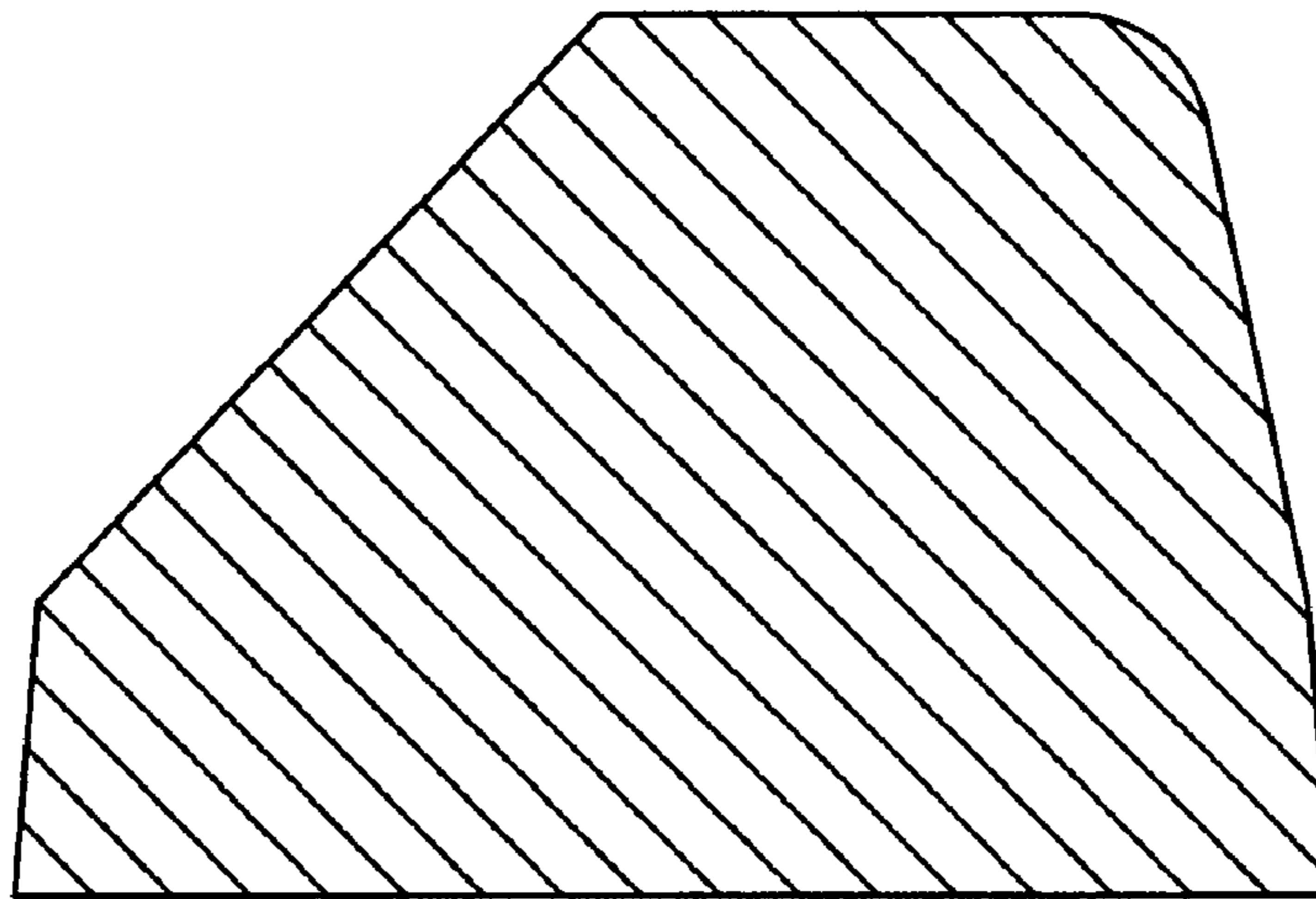


FIG. 7

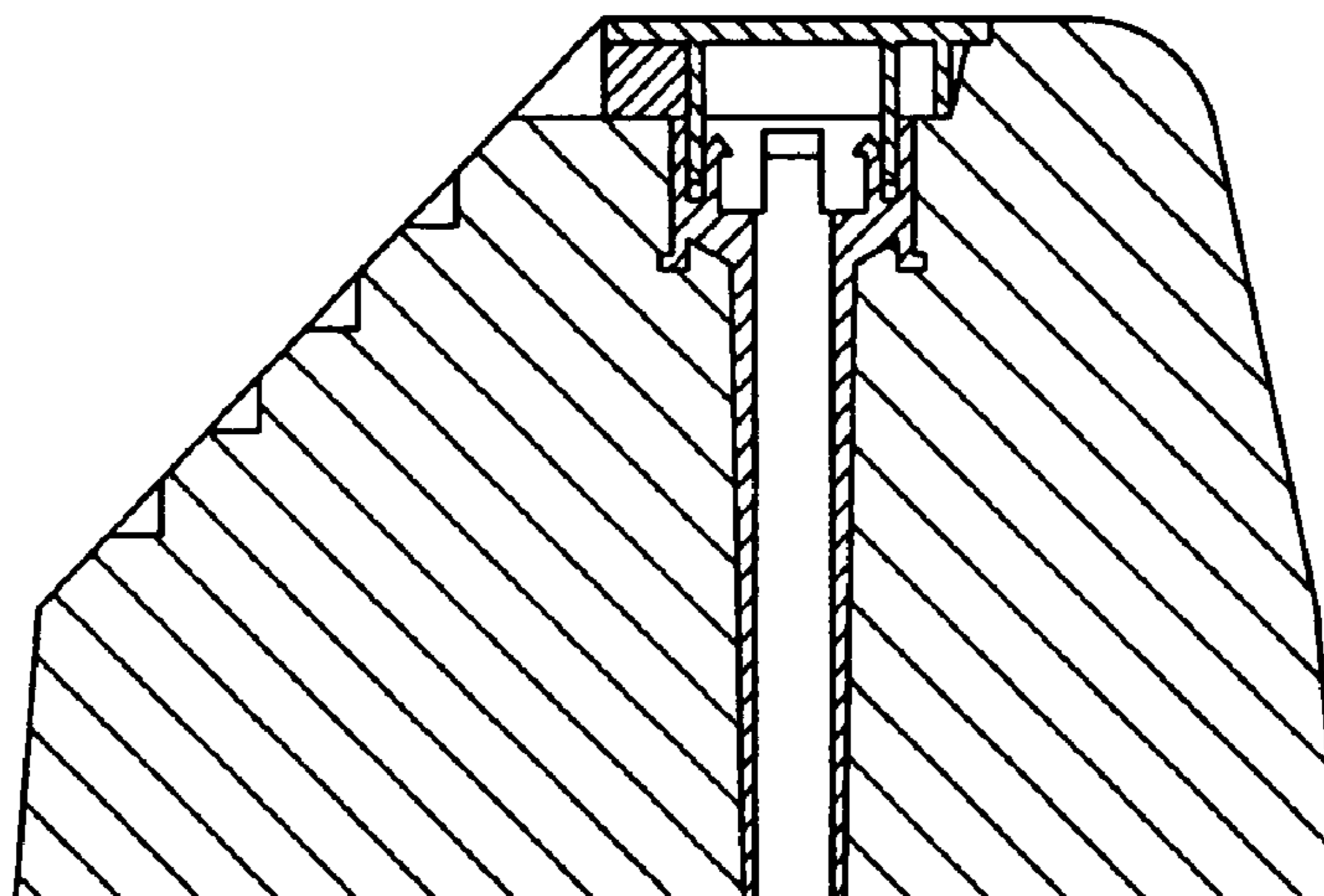


FIG. 8

