

[54] COMBINED CEILING LIGHT AND VENT INTAKE FOR BATHROOM AND THE LIKE

[75] Inventors: Dennis B. Castor, Cincinnati, Ohio; Harold R. Pettit, Independence, Ky.

[73] Assignee: Scovill Inc., Waterbury, Conn.

[**] Term: 14 Years

[21] Appl. No.: 501,651

[22] Filed: Jun. 6, 1983

[52] U.S. Cl. D26/59

[58] Field of Search D26/51, 59, 72, 75-88, D26/121, 123, 124; D23/140, 151; 362/33, 92, 149, 216, 217, 218, 220, 222, 223, 404; 98/40.7

[56] References Cited

U.S. PATENT DOCUMENTS

D. 120,266	4/1940	Kurth et al.	D26/59
D. 183,117	7/1958	Coleman et al.	D26/121
D. 196,618	10/1963	Hammes	D26/123 X
3,028,475	4/1962	Nash	362/149 X
3,215,828	11/1965	Bonvallet et al.	362/218

OTHER PUBLICATIONS

Nutone/Sterling Lighting Catalog NS103 ©1980, p.

57, Downlight #87, and p. 81, Recessed Square Light #XT-210.

Thomas Lighting Catalog ©1980, p. 145, Ceiling Lamp #R213, and p. 149, Fan-Light Unit #T342.

Primary Examiner—Susan J. Lucas
Attorney, Agent, or Firm—Dallett Hoopes

[57] CLAIM

The ornamental design for a combined ceiling light and vent intake for bathrooms and the like, substantially as shown and described.

DESCRIPTION

FIG. 1 is a bottom perspective view of a combined ceiling light and vent intake for bathrooms and the like showing our new design;

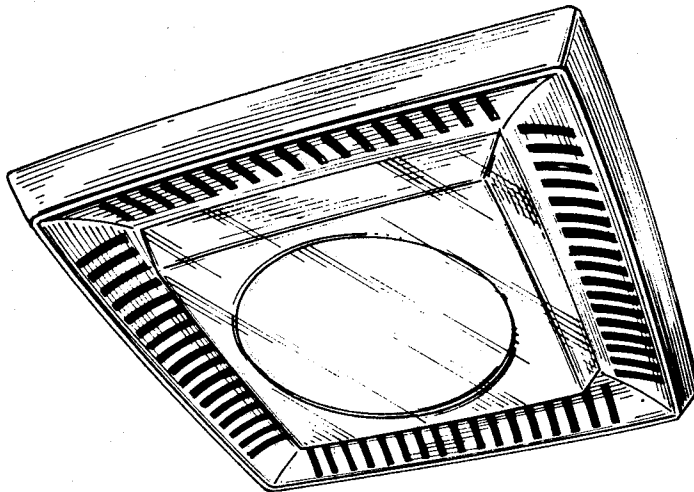
FIG. 2 is a bottom plan view thereof on an enlarged scale;

FIG. 3 is a side elevational view thereof on an enlarged scale;

FIG. 4 is a top plan view thereof on an enlarged scale;

FIG. 5 is a bottom perspective view of a second embodiment of our new design; and

FIG. 6 is a side elevational view of the second embodiment.



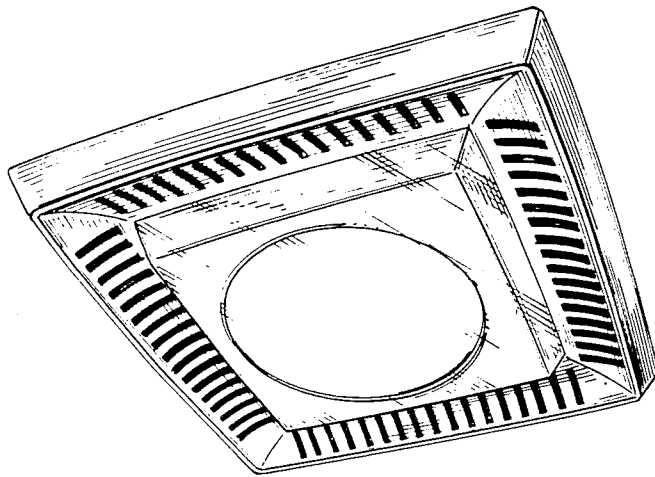


Fig. 1

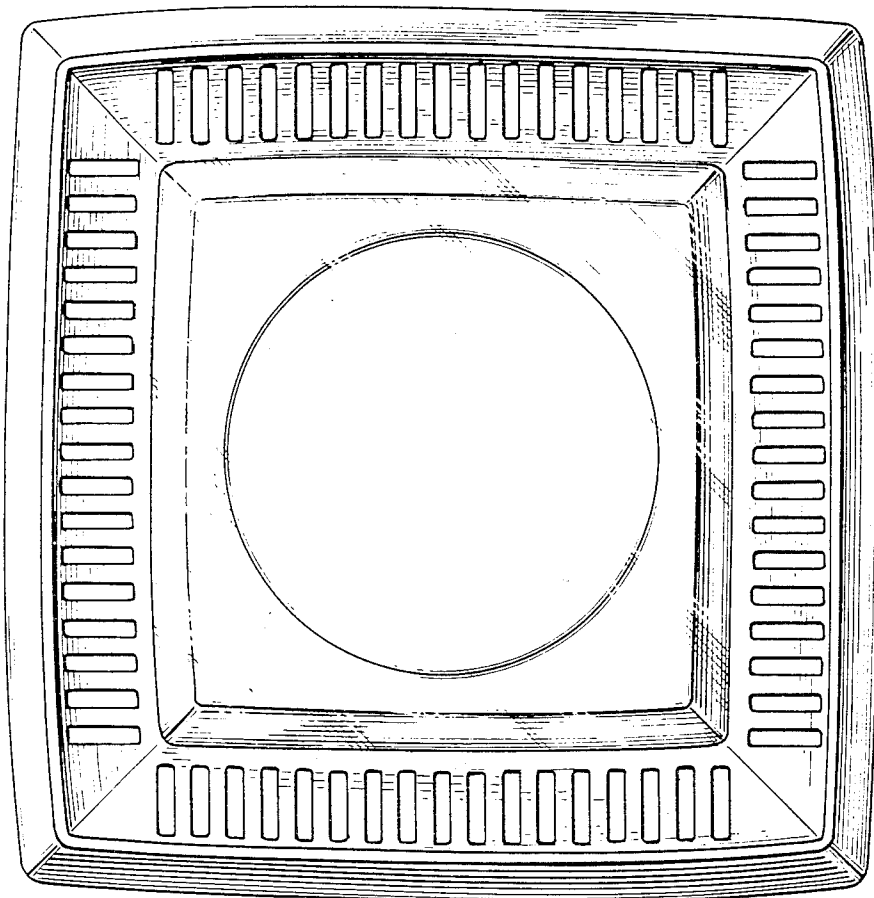


Fig. 2




Fig. 3

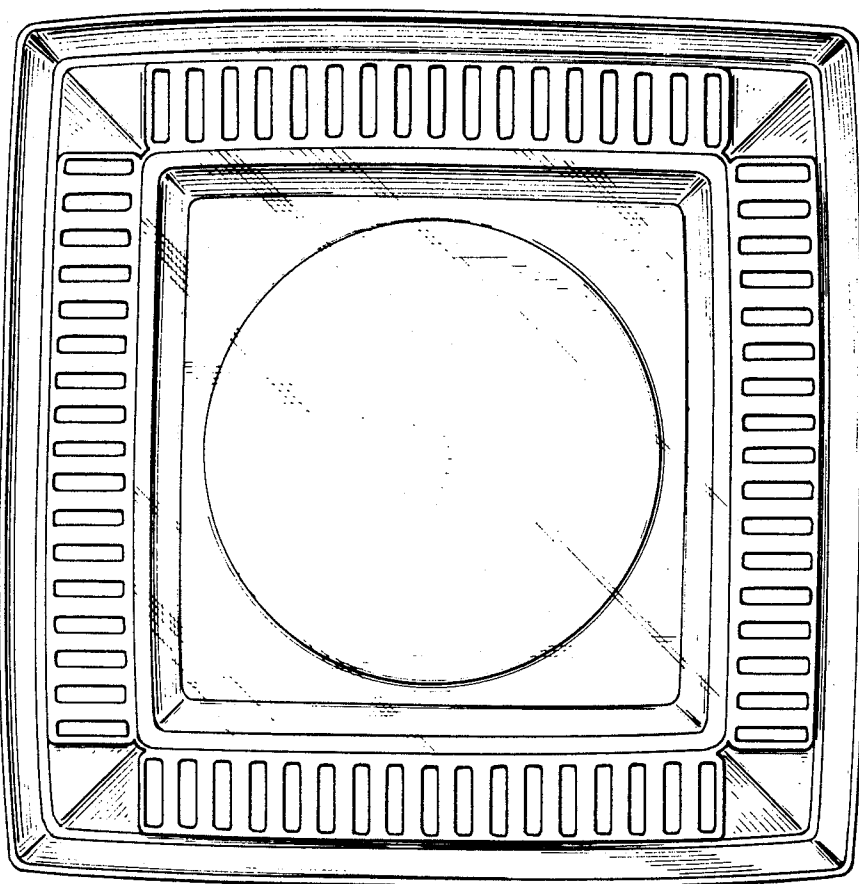


Fig. 4

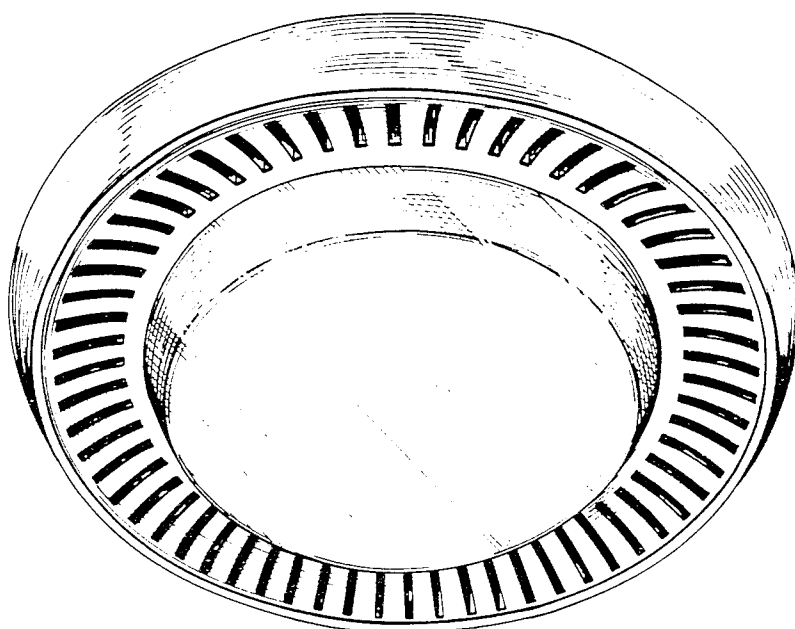


Fig. 5



Fig. 6