

(Model.)

M. T. LINQUIST.
Abdominal Supporter.

No. 238,794.

Patented March 15, 1881.

fig. 1

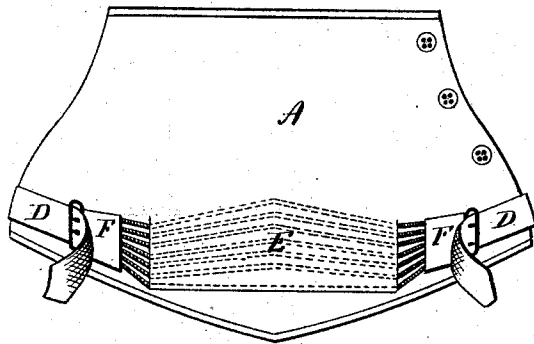


fig. 2

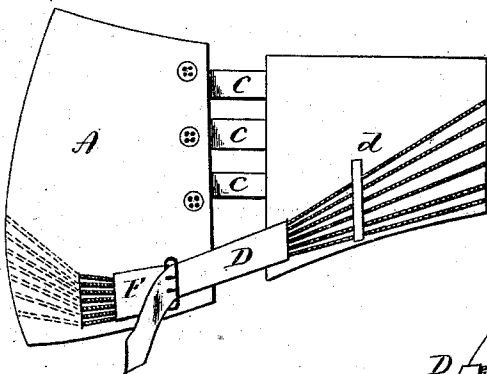
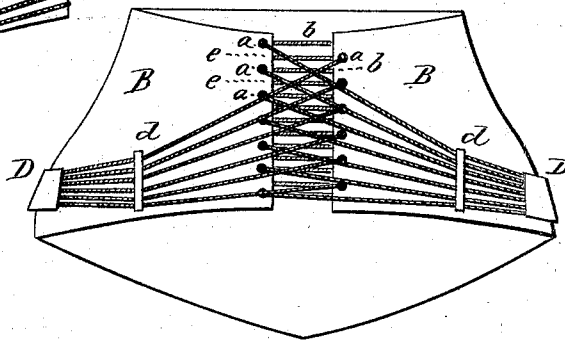


fig. 3



Witnesses:

J. H. Shimmy,
L. S. Rogers.

Maurice T. Linquist

By *att.* *Inventor*

Wm. E. Clark

UNITED STATES PATENT OFFICE.

MAURICE T. LINQUIST, OF NEW HAVEN, CONNECTICUT.

ABDOMINAL SUPPORTER.

SPECIFICATION forming part of Letters Patent No. 238,794, dated March 15, 1881.

Application filed January 17, 1881. (Model.)

To all whom it may concern:

Be it known that I, MAURICE T. LINQUIST, of New Haven, in the county of New Haven and State of Connecticut, have invented a new Improvement in Abdominal Supporters; and I do hereby declare the following, when taken in connection with the accompanying drawings, and the letters of reference marked thereon, to be a full, clear, and exact description of the same, and which said drawings constitute part of this specification, and represent, in—

Figure 1, a front view; Fig. 2, a side view; Fig. 3, a rear view.

This invention relates to an improvement in abdominal supporters; and it consists in the construction, as hereinafter described, and particularly recited in the claim.

The general outline or shape of the supporter is that of the usual form, and consists of the front A, and two sides, B B, united to the front A by elastic connections C, and extending around to form the back. The rear edges of the two parts B B are perforated, and provided with eyelets *a* in the usual manner. To one side, between the eyelets, lacings *b* are attached, more or less in number; thence run through the eyelets in the opposite side; thence, returning across the opening, are gathered through a loop or guide, *d*, into a strap, D. To the opposite side the lacings *c* are attached in like manner and run through the eyelets in the opposite edge and gathered through a loop, *d*, into a like strap, D.

At the front a series of pockets, E, are made, beginning at the center about midway of its height and running downward toward each side. Through each of these pockets a cord or stay is arranged, the several cords or stays running out from the pockets and gathered

into a strap, F, at each side, to which a buckle or other device is attached, and with which the straps D are made to engage, as seen in Figs. 1 and 2.

The numerous stays in the series E in the front, drawing, as they do, downward from the center, thence upward by the straps F and D, apply the strain in a more advantageous manner than can be done with the single strap across the front in any of the known methods of construction. It also connects the straps F upon opposite sides with each other through the front, and therefore produces a uniformity of strain, and, combined with the several independent lacings at the back, equalizes the strain over the whole of the supporter and makes it more readily yielding to conform to the shape of the person than in any previous construction.

It will be understood, as in other supporters, that it may be attached to or made a part of the corset.

I claim—

The herein-described abdominal supporter, consisting of the front A and two sides, B B, the two sides B B provided with lacings *b c*, those from each side extending through eyelets in opposite sides, thence returning to a strap, D, upon its own side, the front constructed with a series of pockets through which a corresponding series of cords are run, each end of the series of cords attached to a strap, F, at their respective sides, and provided with means for engagement with the straps D from the lacings, substantially as described.

M. T. LINQUIST.

Witnesses:

J. H. SHUMWAY,
L. D. ROGERS.