



HU000033102T2

(19) **HU**(11) Lajstromszám: **E 033 102**(13) **T2****MAGYARORSZÁG**  
Szellemi Tulajdon Nemzeti Hivatala**EURÓPAI SZABADALOM**  
**SZÖVEGÉNEK FORDÍTÁSA**

(21) Magyar ügyszám: **E 10 747897**  
(22) A bejelentés napja: **2010. 09. 03.**  
(96) Az európai bejelentés bejelentési száma:  
**EP 20100747897**  
(97) Az európai bejelentés közzétételi adatai:  
**EP 2480224 A1** **2011. 03. 31.**  
(97) Az európai szabadalom megadásának meghirdetési adatai:  
**EP 2480224 B1** **2017. 05. 24.**

(51) Int. Cl.: **A61K 31/165** (2006.01)  
**A61K 31/366** (2006.01)  
**A61K 31/40** (2006.01)  
**A61P 29/00** (2006.01)  
**A61K 31/416** (2006.01)  
**A61K 31/417** (2006.01)  
**A61K 45/06** (2006.01)  
**A61K 31/30** (2006.01)  
**A61K 31/415** (2006.01)

(86) A nemzetközi (PCT) bejelentési szám:  
**PCT/EP 10/062979**

(87) A nemzetközi közzétételi szám:  
**WO 11036047**

(30) Elsőbbségi adatok: <b>09425368</b> <b>2009. 09. 23.</b> <b>EP</b>	(73) Jogosult(ak): <b>Aziende Chimiche Riunite Angelini Francesco A.C.R.A.F. S.p.A., 00181 Roma (IT)</b>
(72) Feltaláló(k): <b>GUGLIELMOTTI, Angelo, I-00149 Roma (IT)</b> <b>GARRONE, Beatrice, I-00165 Roma (IT)</b> <b>BLE', Alessandro, I- 44049 Vigarano Mainarda Fe (IT)</b> <b>BIONDI, Giuseppe, I-00040 Castel Gandolfo (Roma) (IT)</b>	(74) Képviselő: <b>SBGK Szabadalmi Ügyvivői Iroda, Budapest</b>

(54) **Gyógyszerkészítmény MCP-1 mediált gyulladáscsökkentő betegségek kezelésére**

Az európai szabadalom ellen, megadásának az Európai Szabadalmi Közlönyben való meghirdetésétől számított kilenc hónapon belül, felszólalást lehet benyújtani az Európai Szabadalmi Hivatalnál. (Európai Szabadalmi Egyezmény 99. cikk(1))

A fordítást a szabadalmat az 1995. évi XXXIII. törvény 84/H. §-a szerint nyújtotta be. A fordítás tartalmi helyességét a Szellemi Tulajdon Nemzeti Hivatala nem vizsgálta.



(11) **EP 2 480 224 B1**

(12) **EUROPEAN PATENT SPECIFICATION**

(45) Date of publication and mention of the grant of the patent:  
**24.05.2017 Bulletin 2017/21**

(21) Application number: **10747897.6**

(22) Date of filing: **03.09.2010**

(51) Int Cl.:  
**A61K 31/165** (2006.01) **A61K 31/366** (2006.01)  
**A61K 31/40** (2006.01) **A61K 31/30** (2006.01)  
**A61K 31/415** (2006.01) **A61K 31/416** (2006.01)  
**A61K 31/417** (2006.01) **A61K 45/06** (2006.01)  
**A61P 29/00** (2006.01)

(86) International application number:  
**PCT/EP2010/062979**

(87) International publication number:  
**WO 2011/036047 (31.03.2011 Gazette 2011/13)**

(54) **PHARMACEUTICAL COMPOSITION FOR THE TREATMENT OF MCP-1 MEDIATED INFLAMMATORY DISEASES**

PHARMAZEUTISCHE ZUSAMMENSETZUNG ZUR BEHANDLUNG VON MCP-1-VERMITTELTEN ENTZÜNDUNGSERKRANKUNGEN

COMPOSITION PHARMACEUTIQUE POUR LE TRAITEMENT DE MALADIES INFLAMMATOIRES MÉDIÉES PAR MCP-1

(84) Designated Contracting States:  
**AL AT BE BG CH CY CZ DE DK EE ES FI FR GB GR HR HU IE IS IT LI LT LU LV MC MK MT NL NO PL PT RO SE SI SK SM TR**

(30) Priority: **23.09.2009 EP 09425368**

(43) Date of publication of application:  
**01.08.2012 Bulletin 2012/31**

(73) Proprietor: **Aziende Chimiche Riunite Angelini Francesco A.C.R.A.F. S.p.A.**  
**00181 Roma (IT)**

(72) Inventors:  
• **GUGLIELMOTTI, Angelo**  
**I-00149 Roma (IT)**  
• **GARRONE, Beatrice**  
**I-00165 Roma (IT)**  
• **BLE', Alessandro**  
**I- 44049 Vigarano Mainarda Fe (IT)**

• **BIONDI, Giuseppe**  
**I-00040 Castel Gandolfo (Roma) (IT)**

(74) Representative: **Allaix, Roberto et al**  
**Marchi & Partners S.r.l.**  
**Via Vittor Pisani, 13**  
**20124 Milano (IT)**

(56) References cited:  
**EP-A1- 0 510 748** **EP-A1- 1 806 137**  
**EP-A2- 0 382 276** **WO-A1-2008/104580**  
**WO-A2-97/16185** **WO-A2-99/04770**  
**WO-A2-2009/109613** **US-A1- 2003 060 500**

Remarks:

The file contains technical information submitted after the application was filed and not included in this specification

**EP 2 480 224 B1**

Note: Within nine months of the publication of the mention of the grant of the European patent in the European Patent Bulletin, any person may give notice to the European Patent Office of opposition to that patent, in accordance with the Implementing Regulations. Notice of opposition shall not be deemed to have been filed until the opposition fee has been paid. (Art. 99(1) European Patent Convention).

**Description****FIELD OF THE INVENTION**

- 5 **[0001]** The present invention relates to a pharmaceutical composition for the treatment of MCP-1 mediated inflammatory diseases.
- [0002]** More in particular, the present invention relates to a pharmaceutical composition comprising a combination of 1-benzyl-3-hydroxymethyl-indazole, a pressure lowering agent selected from ACE-inhibitors, ARBs and CCBs, and/or a cholesterol lowering agent selected from statin derivatives. The combination showed an additive and synergistic activity in reducing MCP-1 levels, thus significantly improving inflammatory response inhibition and consequently reducing complications occurring in patients suffering from inflammatory diseases.

**BACKGROUND OF THE ART**

- 15 **[0003]** As it is known, MCP-1 (Monocyte Chemotactic Protein-1) is a protein belonging to the  $\beta$  subfamily of chemokines. MCP-1 has powerful chemotactic action on monocytes and exerts its action also on T lymphocytes, mastocytes and basophils (Rollins B.J., Chemokines, Blood 1997; 90: 909-928; M. Baggiolini, Chemokines and leukocyte traffic, Nature 1998; 392: 565-568).
- [0004]** Other chemokines belonging to the  $\beta$  subfamily are, for example, MCP-2 (Monocyte Chemotactic Protein-2), MCP-3, MCP-4, MIP-1 $\alpha$  and MIP-1 $\beta$ , RANTES.
- [0005]** The  $\beta$  subfamily differs from the  $\alpha$  subfamily in that, in the structure, the first two cysteines are adjacent for the  $\beta$  subfamily, whereas they are separated by an intervening amino acid for the  $\alpha$  subfamily.
- [0006]** MCP-1 is produced by various types of cells (leukocytes, platelets, fibroblasts, endothelial cells and smooth muscle cells).
- 25 **[0007]** Among all the known chemokines, MCP-1 shows the highest specificity for monocytes and macrophages, for which it constitutes not only a chemotactic factor but also an activation stimulus, consequently inducing processes for producing numerous inflammatory factors (superoxides, arachidonic acid and derivatives, cytokines/chemokines) and amplifying the phagocytic activity.
- [0008]** The secretion of chemokines in general, and of MCP-1 in particular, is typically induced by various pro-inflammatory factors, for instance interleukin-1 (IL-1), interleukin-2 (IL-2), TNF $\alpha$  (Tumour Necrosis Factor Alpha), interferon- $\gamma$  (interferon gamma) and bacterial lipopolysaccharide (LPS).
- 30 **[0009]** Prevention of the inflammatory response by blocking the chemokine/chemokine receptor system represents one of the main targets of pharmacological intervention (Gerard C. and Rollins B.J., Chemokines and disease. Nature Immunol. 2001; 2:108-115).
- [0010]** There is much evidence to suggest that MCP-1 plays a key role during inflammatory processes and has been indicated as a new and validated target in various pathologies.
- [0011]** Evidence of a considerable physiopathological contribution of MCP-1 has been obtained in the case of patients with articular and renal inflammatory diseases (rheumatoid arthritis, lupus nephritis, diabetic nephropathy and rejection following transplant).
- 40 **[0012]** However, more recently, MCP-1 has been indicated among the factors involved in inflammatory pathologies of the nervous system (multiple sclerosis, amyotrophic lateral sclerosis, Alzheimer's disease, HIV-associated dementia) and other pathologies and conditions, with and without an obvious inflammatory component, including atopic dermatitis, colitis, interstitial lung pathologies, restenosis, atherosclerosis, allograft rejection following a surgical intervention (for instance angioplasty, arterectomy, transplant, organ and/or tissue replacement, prosthesis implant), cancer (adenomas, carcinomas and metastases) and even metabolic diseases such as insulin resistance, diabetes and obesity.
- [0013]** In addition, despite the fact that the chemokine system is involved in controlling and overcoming viral infections, recent studies have demonstrated that the response of certain chemokines, and in particular of MCP-1, may have a harmful role in the case of host-pathogen interactions. In particular, MCP-1 has been indicated among the chemokines that contribute towards organ and tissue damage in pathologies mediated by alpha viruses characterized by monocyte/macrophage infiltration in the joints and muscles (Mahalingam S. et al. Chemokines and viruses: friend or foes? Trends in Microbiology 2003; 11: 383-391; Rulli N. et al. Ross River Virus: molecular and cellular aspects of disease pathogenesis. 2005; 107: 329-342).
- 50 **[0014]** European patent EP-B-0 382 276 describes a number of 1-benzyl-3-hydroxymethylindazole derivatives endowed with analgesic activity. In turn, European patent EP-B-0 510 748 describes, on the other hand, the use of these derivatives for preparing a pharmaceutical composition that is active in the treatment of autoimmune diseases. Finally, European patent EP-B-1 005 332 describes the use of these derivatives for preparing a pharmaceutical composition that is active in treating diseases derived from the production of MCP-1.
- 55 **[0015]** 2-Methyl-2-[[1-(phenylmethyl)-1H-indazol-3-yl]methoxy]propanoic acid is thought to be capable of inhibiting, in

a dose-dependent manner, the production of MCP-1 and TNF- $\alpha$  induced in vitro in monocytes from LPS and *Candida albicans*, whereas the same compound showed no effects in the production of cytokines IL-1 and IL-6, and of chemokines IL-8, MIP-1 $\alpha$ , and RANTES (Sironi M. et al., "A small synthetic molecule capable of preferentially inhibiting the production of the CC chemokine monocyte chemoattractant protein-1", *European Cytokine Network*. Vol. 10, No. 3, 437-41, September 1999).

**[0016]** Angiotensin II (A-II) is a potent vasoconstrictor that causes the muscles surrounding the blood vessels to contract, thereby significantly narrowing the blood vessels. This narrowing increases the pressure within arterial vessels, causing high blood pressure (hypertension).

**[0017]** Its generation in the renin-angiotensin cascade results from the action of an enzyme secreted by the kidneys, renin, on a blood plasma 2-globulin, angiotensinogen, to produce angiotensin I (A-I). A-I is then converted by angiotensin converting enzyme (ACE) to the octapeptide hormone, A-II.

**[0018]** In addition to renin-angiotensin system, calcium channels play an important role in pressure regulation. In both vascular and cardiac tissue, muscle cell contraction occurs when cells are depolarized from the influx of calcium through calcium channels in the cell. The increased cytosolic calcium binds to calmodulin, activating myosin light-chain kinase which phosphorylate myosin. The phosphorylated myosin can then interact with actin, resulting in muscle contraction. Calcium channel blockers inhibit muscle contraction and promote relaxation. In vascular smooth muscle this results in vessel dilation, reduced blood pressure (anti-hypertensive effect) and a reduction in the force required to pump blood by the heart.

**[0019]** Therefore, renin inhibitors, which inhibit the action of renin, ACE inhibitors, which inhibit the production of A-II, A-II receptor blockers or antagonists (ARBs), which inhibit the function of A-II, and calcium channel blockers or antagonists (CCBs) are generally useful in the treatment of hypertension, but do not form part of the invention as claimed.

**[0020]** The administration of ACE inhibitors, renin inhibitors, ARBs or CCBs results in the dilatation of the vessels and reduction of blood pressure, thereby making it easier for the heart to pump blood. ACE inhibitors, renin inhibitors, ARBs and CCBs can therefore also be used to improve heart failure as well as hypertension. In addition, they slow the progression of kidney disease due to high blood pressure or diabetes.

**[0021]** As a result of extensive studies, several patent and literature publications describe useful examples of ACE inhibitors, renin inhibitors, ARBs or CCBs for the treatment of heart failure and hypertension.

**[0022]** For example, WO2008/084504 describes several drugs in the class of ARBs, including candesartan (Atacand, Astra-Zeneca), eprosartan (Teveten, Solvay & Biovail), irbesartan (Avapro, BMS), losartan (Cozaar, Merck), olmesartan (Benicar, Medoxomil; Sankyo & Forest), telmisartan (Micardis, Boehringer Ingelheim), valsartan (Diovan, Novartis) and prazosartan (Kotobuki).

**[0023]** WO02/092081 describes several drugs in the class of ARBs, including candesartan cilexetil, eprosartan, irbesartan, losartan, tasosartan, telmisartan, and valsartan.

**[0024]** Renin inhibitors like aliskiren, ditekiren, enalkiren, remikiren, terlakiren, ciprokiren and zankiren are described in several patents and patent applications like US 5,559,111, EP 173,481, EP 311,012, EP 416,373, EP 266,950, EP 456,185, and EP 509,354.

**[0025]** US2008/0139511 describes several drugs in the class of ACE inhibitors, including benazepril, captopril, cilazapril, enalapril, enalaprilat, fosinopril, lisinopril, moexipril, perindopril, quinapril, ramipril, andtrandolapril.

**[0026]** US 5,977,159 describes the use of an ACE-inhibitor for treatment of dyspeptic symptoms, the ACE inhibitor being selected from alacepril, alatriopril, altiopril calcium, ancovenin, benazepril, benazepril hydrochloride, benazeprilat, benzazepril, benzoylcaptopril, captopril, captopril-cysteine, captopril-glutathione, ceranapril, ceranopril, ceronapril, cila-zapril, cilazaprilat, converstatin, delapril, delapril-diacid, enalapril, enalaprilat, enalkiren, enapril, epicaptopril, foroxymith-ine, fosfenopril, fosenopril, fosenopril sodium, fosinopril, fosinopril sodium, fosinoprilat, fosinoprilic acid, glycopril, he-morphin-4, idapril, imidapril, indolapril, indolaprilat, libenzapril, lisinopril, lyciumin A, lyciumin B, mixanpril, moexipril; moexiprilat, moveltipril, muracein A, muracein B, muracein C, pentopril, perindopril, perindoprilat, pivalopril, pivopril, quinapril, quinapril hydrochloride, quinaprilat, ramipril, ramiprilat, spirapril, spirapril hydrochloride, spiraprilat, spiropril, spiropril hydrochloride, temocapril, temocapril hydrochloride, teprotide,trandolapril,trandolaprilat, utibapril, zabibipril, zabiciprilat, zofenopril and zofenoprilat.

**[0027]** Calcium channel blockers or antagonists (CCBs) are widely used alone or in combination with other antihypen-tensive drugs in the treatment of heart failure and hypertension. CCBs include dihydropyridine, phenylalkylamine, and benzothiazepine derivatives, and are widely described in patent and literature references, such as, for example, in U.S. Pat. Nos. 6,268,377 and 5,209,933.

**[0028]** The statins (or HMG-CoA reductase inhibitors) are a class of drugs that lower cholesterol levels in people with or at risk of cardiovascular disease. Statins lower cholesterol by inhibiting the enzyme HMG-CoA reductase, which is the rate-limiting enzyme of the mevalonate pathway of cholesterol synthesis. Inhibition of this enzyme in the liver results in decreased cholesterol synthesis as well as increased synthesis of LDL receptors, resulting in an increased clearance of low-density lipoprotein (LDL) from the bloodstream.

**[0029]** The statins are divided into two groups depending on their source. Fermentation-derived statins include lov-

astatin, mevastatin, pravastatin, simvastatin. Synthetic statins include atorvastatin, cerivastatin, fluvastatin, pitavastatin, and rosuvastatin.

[0030] The statins are described in a number of patent and literature publication, such as, for example, US 6911472, US 7,459,447, US 7,498,359, US 7,183,285, and Akira Endo, "The discovery and development of HMG-CoA reductase inhibitors" J. Lipid Res. Vol. 33 (1992), pp 1569-82.

## SUMMARY OF THE INVENTION

[0031] Despite the activity developed so far, there is still the need for novel pharmaceutical compositions that are effective in the treatment of diseases based on the overexpression of MCP-1 or that are concurrently influenced by the overexpression of MCP-1.

[0032] The Applicant has surprisingly found that 2-((1-benzyl-3-indazolyl)methoxy)-2-methylpropionic acid (also known as bindarit) administered in combination with a pressure lowering agent selected from ACE-inhibitors, ARBs and CCBs and/or a cholesterol lowering agent selected from statin derivatives exerts an additive and synergistic activity in reducing MCP-1 levels, thus significantly improve inflammatory response inhibition and consequently reducing complications occurring in patients suffering from inflammatory diseases.

[0033] In addition; since treatment of several inflammatory diseases is chronic in nature and possible undesirable and/or adverse effects could be experienced, doses of combined administration of 2-((1-benzyl-3-indazolyl)methoxy)-2-methylpropionic acid (also known as bindarit), with a pressure lowering agent selected from ACE-inhibitors, ARBs and CCBs, and/or a cholesterol lowering agent selected from statin derivatives can be adjusted, for instance taking into account the type of pathology to be treated, the severity of the disease, the body weight of the patient, the dosage form, the chosen route of administration, the number of daily administrations and the efficacy of the chosen compound and agent(s), in order to improve tolerability without reducing the efficacy.

[0034] Accordingly, a first aspect of the present invention relates to a pharmaceutical composition comprising bindarit , at least one of (i) a pressure lowering agent selected from ACE-inhibitors, ARBs, and CCBs and/or (ii) a cholesterol lowering agent selected from statin derivatives, or any pharmaceutically acceptable salt and ester thereof, and at least one pharmaceutically acceptable vehicle; wherein (i) and (ii) are as defined in claim 1.

[0035] In a second aspect, the present invention relates to the use of a composition comprising bindarit, at least one of (i) a pressure lowering agent selected from ACE-inhibitors, ARBs, and CCBs and/or (ii) a cholesterol lowering agent selected from statin derivatives, or any pharmaceutically acceptable salt and ester thereof, for preparing a pharmaceutical composition for the treatment or prevention of inflammatory diseases based on the expression of MCP-1; wherein i and ii are as defined in claim 1.

[0036] As known in the art, inflammatory diseases based on the expression of MCP-1 particularly comprises articular diseases, renal diseases, cardiovascular diseases, pulmonary diseases, nervous system diseases, metabolic diseases, allograft rejection, and cancer. Advantageously, the present invention relates to the use of the above composition for the treatment or prevention of renal diseases and cardiovascular diseases.

[0037] In addition, in a further aspect, the present invention relates to a method for treating diseases based on the expression of MCP-1, particularly inflammatory diseases, and advantageously renal diseases and cardiovascular diseases, characterized by the administration to a person in need thereof an effective amount of a composition comprising bindarit, at least one of (i) a pressure lowering agent selected from ACE-inhibitors, ARBs and CCBs, and/or (ii) a cholesterol lowering agent selected from statin derivatives, or any pharmaceutically acceptable salt and ester thereof; wherein (i) and (ii) are as defined in claim 1.

## BRIEF DESCRIPTION OF THE FIGURES

### [0038]

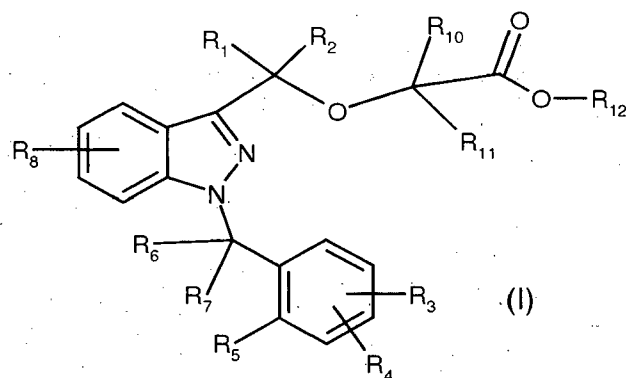
Fig. 1 is a Cartesian diagram illustrating the results of Example 1, described hereinbelow.

Fig. 2 is a Cartesian diagram illustrating the results of Example 2, described hereinbelow.

Fig. 3 is a Cartesian diagram illustrating the results of Example 3, described hereinbelow.

## DETAILED DESCRIPTION OF THE INVENTION

[0039] In general, 1-benzyl-3-hydroxymethylindazole derivatives are represented by the following formula (I):



wherein

20  $R_1$  and  $R_2$ , equal or different each other, are a hydrogen atom or a C1-C6 alkyl group,  
 $R_3$ ,  $R_4$ , and  $R_8$ , equal or different each other, are a hydrogen atom or a C1-C5 alkyl group, a C1-C3 alkoxy group,  
 or a halogen atom,  
 $R_5$  is a hydrogen atom or a C1-C5 alkyl group, a C1-C3 alkoxy group, a halogen atom, or  $R_5$  forms, together with  
 one of  $R_6$  and  $R_7$ , a cycle having five or six carbon atoms,  
 $R_6$ , and  $R_7$  equal or different each other, are a hydrogen atom or a C1-C5 alkyl group, or one of  $R_6$  and  $R_7$  forms,  
 together with  $R_5$ , a cycle having five or six carbon atoms,  
 25  $R_{10}$  and  $R_{11}$ , equal or different each other, are a hydrogen atom or a C1-C5 alkyl group, and  
 $R_{12}$  is a hydrogen atom or a C1-C4 alkyl group.

[0040] Preferably,  $R_1$  and  $R_2$ , equal or different each other, are a hydrogen atom or a C1-C3 alkyl group.

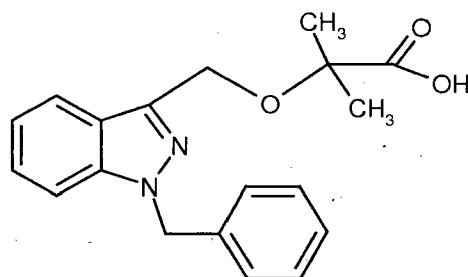
[0041] Preferably,  $R_3$ ,  $R_4$ , and  $R_8$ , equal or different each other, are a hydrogen atom, a methyl group, an ethyl group,  
 30 a methoxy group, an ethoxy group, a chlorine atom, and a fluorine atom.

[0042] Advantageously,  $R_5$  is a hydrogen atom, a methyl group, an ethyl group, a methoxy group, an ethoxy group,  
 a chlorine atom, a fluorine atom, or  $R_5$  forms, together with one of  $R_6$  and  $R_7$ , a cycle having six carbon atoms,

[0043] Preferably,  $R_6$ , and  $R_7$  equal or different each other, are a hydrogen atom, a methyl group, an ethyl group, or  
 one of  $R_6$  and  $R_7$  forms, together with  $R_5$ , a cycle having six carbon atoms,

[0044] Advantageously,  $R_{10}$  and  $R_{11}$ , equal or different each other, are a hydrogen atom or a C1-C3 alkyl group, and  
 35  $R_{12}$  is a hydrogen atom or a C1-C3 alkyl group.

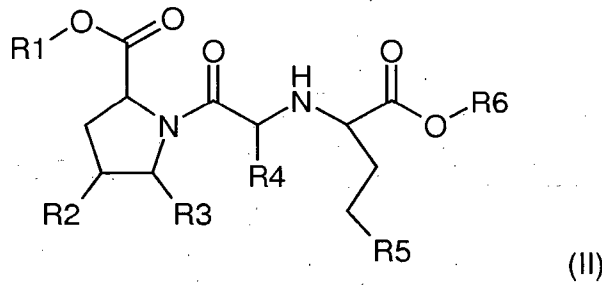
[0045] The 1-benzyl-3-hydroxymethylindazole derivative to be used in the composition of the present invention is the  
 2-((1-benzyl-3-indazolyl)methoxy)-2-methylpropionic acid (or bindarit) having the following structural formula.



[0046] The pressure lowering agent selected from ACE-inhibitors to be used in the composition of the present invention  
 is selected from the group consisting of alacepril, altiopril calcium, benzoylcaptopril, captopril, captopril-cysteine, cap-  
 55 topril-glutathione, ceronapril, converstatin, enalapril, enalaprilat, epicaltopril, fosinopril, fosinopril sodium, fosinoprilat,  
 hemorphan-4, indolapril, indolaprilat, lisinopril, moveltipril, pentopril, perindopril, perindoprilat, quinapril, quinapril hydro-  
 chloride, quinaprilat, ramipril, ramiprilat, spirapril, spirapril hydrochloride, spiraprilat, trandolapril, trandolaprilat, zabcipril,  
 zabciprilat, zofenopril, zofenoprilat, pharmaceutically acceptable salts thereof, and mixture thereof.

[0047] Advantageously, the pressure lowering agent selected from ACE-inhibitors to be used in the composition of  
 the present invention is selected from the group consisting of captopril, enalapril, lisinopril, ramipril, and perindopril.

[0048] Preferably, the pressure lowering agent selected from ACE-inhibitors to be used in the composition of the present invention is represented by the following formula (II):



15 wherein

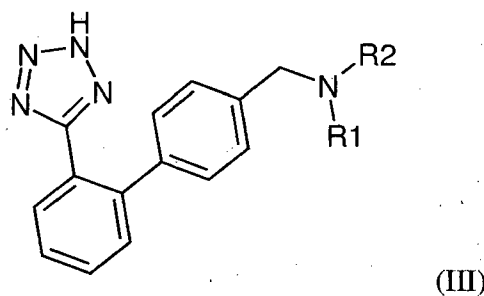
20 R1 is a hydrogen atom, or R1 forms a pharmaceutically acceptable basic addition salt;  
 R2 and R3, equal or different each other, are, independently, a hydrogen atom; or R2 and R3 together form an aromatic or aliphatic cycle having five or six carbon atoms;  
 R4 is a C1-C4 alkyl group or a C1-C4 alkylamino group;  
 R5 is a methyl or phenyl group;  
 R6 is a hydrogen atom, or a methyl or ethyl group.

25 [0049] Particularly, the pressure lowering agent selected from ACE-inhibitors to be used in the composition of the present invention is ramipril.

[0050] The pressure lowering agent selected from ARBs to be used in the composition of the present invention is selected from the group consisting of candesartan, cilxetil, irbesartan, losartan, olmesartan, telmisartan, valsartan, and prazosartan.

30 [0051] Advantageously, the pressure lowering agent selected from ARBs to be used in the composition of the present invention is selected from the group consisting of candesartan, irbesartan, losartan, and valsartan.

[0052] Preferably, the pressure lowering agent selected from ARBs to be used in the composition of the present invention is represented by the following formula (III):



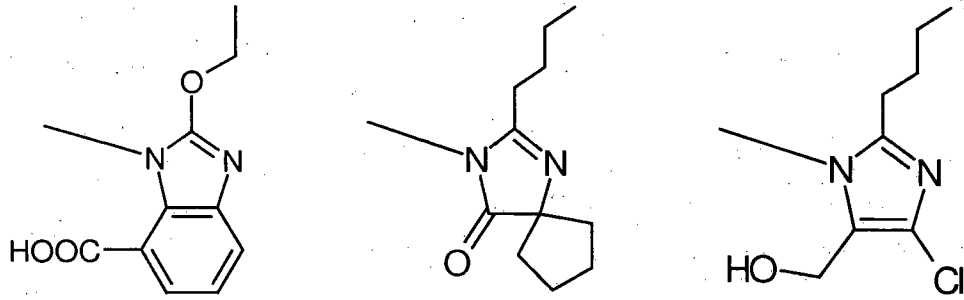
45 wherein

R1 and R2 equal or different each other, are, independently, a C1-C5 alkyl group, optionally substituted with an oxo group or a carboxyl group; or R1 and R2 together form an aromatic or aliphatic heterocycle, comprising 1 or 2 N atoms and optionally substituted.

50 [0053] Advantageously, said aromatic heterocycle has one of the following formulas:

5

10



15

[0054] Particularly, the pressure lowering agent selected from ARBs to be used in the composition of the present invention is losartan or irbesartan.

[0055] In general, the pressure lowering agent selected from renin inhibitors could be selected from the group consisting of aliskiren, ditekiren, enalkiren, remikiren, terlakiren, ciprokiren and zankiren.

[0056] Advantageously, the pressure lowering agent selected from renin inhibitors could be selected from the group consisting of aliskiren and remikiren.

20

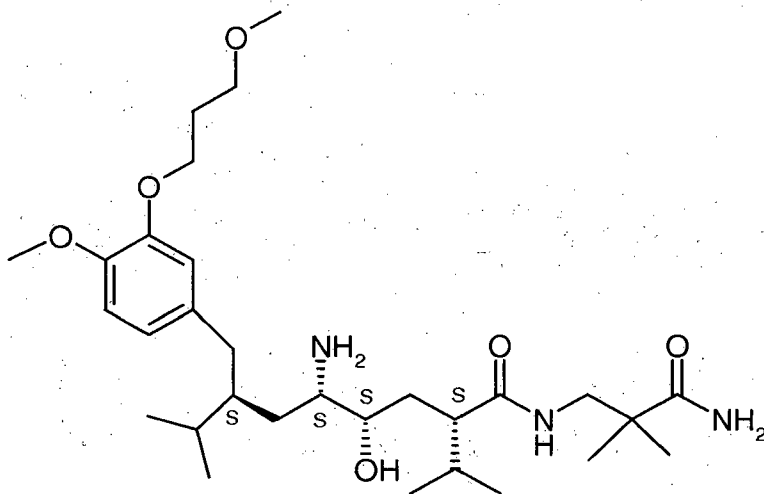
[0057] In particular, aliskiren has the following formula:

25

30

35

40

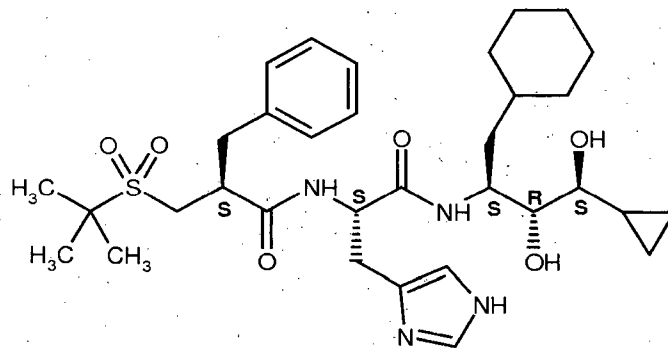


and remikiren has the following formula:

45

50

55



[0058] Particularly, the pressure lowering agent selected from renin inhibitors could be aliskiren.

[0059] The pressure lowering agent selected from CCBs to be used in the composition of the present invention is selected from the group consisting of amlodipine, aranidipine, barnidipine, benidipine, cilnidipine, efonidipine, elgodipine,

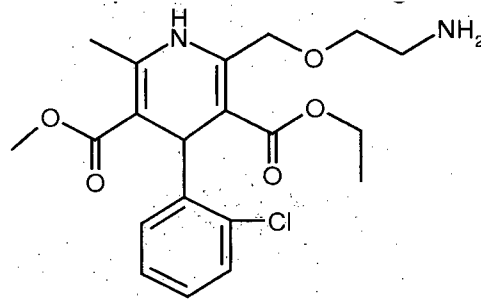
felodipine, isradipine, lacidipine, lercanidipine, manidipine, nicardipine, nifedipine, nilvadipine, nimodipine, nisoldipine, nitrendipine, diltiazem, clentiazem, bepridil, bencyclane, etafenone, flunarizine, lidoflazine, lomerizine, mibefradil, phendilin, prenylamine, semotiadil, terodiline, gallopamil, and verapamil.

[0060] More preferably, the CCBs to be used in the composition of the present invention is selected from the group consisting of amlodipine, barnidipine, felodipine, isradipine, lacidipine, lercanidipine, manidipine, nicardipine, nifedipine, nimodipine, nisoldipine, nitrendipine, diltiazem, gallopamil, and verapamil.

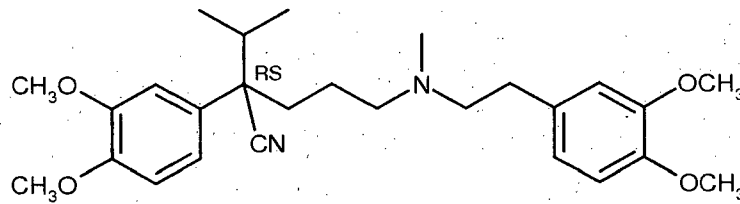
[0061] Advantageously, the CCBs to be used in the composition of the present invention is selected from the group consisting of amlodipine, lacidipine, nifedipine, verapamil, and diltiazem.

[0062] Particularly, the CCBs to be used in the composition of the present invention is selected from the group consisting of amlodipine, verapamil, and diltiazem.

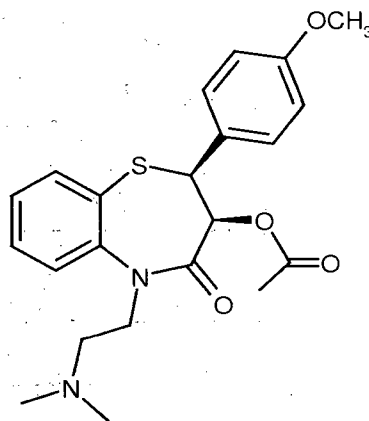
[0063] More in particular, amlodipine has the following formula:



verapamil has the following formula:



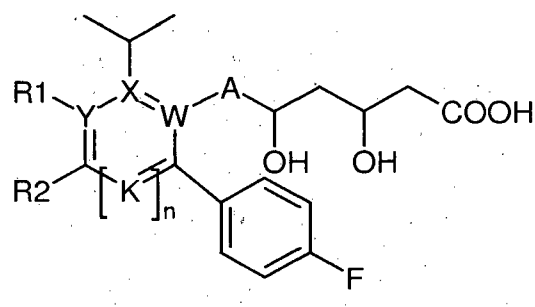
and diltiazem has the following formula:



[0064] The cholesterol lowering agent selected from statin derivatives to be used in the composition of the present invention is selected from the group consisting of lovastatin, mevastatin, pravastatin, and simvastatin.

[0065] Advantageously, the cholesterol lowering agent selected from statin derivatives to be used in the composition of the present invention is selected from the group consisting of lovastatin, pravastatin and simvastatin.

[0066] Preferably, the cholesterol lowering agent selected from statin derivatives to be used in the composition of the present invention is represented by the following formula (IV):



(IV)

wherein

A is a  $-\text{CH}_2\text{CH}_2-$  group or a  $-\text{CH}=\text{CH}-$  group;

W, X, Y, and K, equal or different each other, are independently a C or N atom;

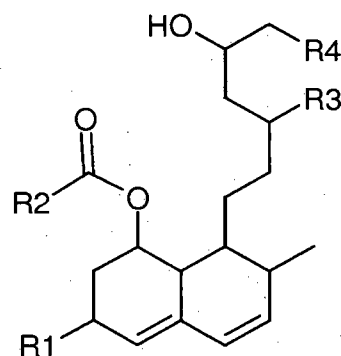
n is 0 or 1;

R1 is a hydrogen atom or a N-phenyl-formamide group when Y is a C atom;

R2 is a hydrogen atom; a phenyl group; a N-alkyl-alkylsulfonamide group, wherein the alkyl groups contain, independently, from 1 to 3 C atoms; or

R1 and R2, when Y is a C atom, together form an aromatic or aliphatic cycle having five or six carbon atoms.

**[0067]** Preferably, the cholesterol lowering agent selected from statin derivatives to be used in the composition of the present invention is represented by the following formula (V):



(V)

wherein

R1 is a methyl group or a hydroxyl group;

R2 is a C1-C5 linear or branched alkyl group;

R3 is a hydroxyl group;

R4 is a carboxyl group; or

R3 and R4, together, form a  $\delta$ -lactone group.

**[0068]** Particularly, the cholesterol lowering agent selected from statin derivatives to be used in the composition of the present invention is simvastatin or atorvastatin.

**[0069]** In particular, the inflammatory pathologies associated with the expression of MCP-1 are articular diseases, like rheumatoid arthritis, arthritis induced by viral infections, psoriatic arthritis, arthrosis (Haring-man\_JJ and Tak PP, Chemokine blockade: a new era in the treatment of rheumatoid arthritis?, *Arthritis Res Ther* 2004; 6:93-97; Tak PP, Chemokine inhibition in inflammatory arthritis. *Best Practice & Research Clinical Rheumatology*, 2006; 20:929-939; Iwamoto T et al., Molecular aspects of rheumatoid arthritis: chemokines in the joints of patients, *FEBS Journal* 2008; 275:4448-4455; Mahalingam S. et al., Chemokines and viruses: friend or foes? *Trends in Microbiology*, 2003; 11: 383-391; Rulli N. et al., Ross River Virus: molecular and cellular aspects of disease pathogenesis, 2005; 107: 329-342), renal diseases, like lupus nephritis, diabetic nephropathy, glomerulonephritis, polycystic kidney disease (Segerer S et al., *Chemokines, Chemokine Receptors, and Renal Disease: From Basic Science To Pathophysiologic and Therapeutic Studies*, *J Am*

Soc Nephrol 2000; 11:152-176; Galkina E and Ley K., Leukocyte Recruitment and Vascular Injury in Diabetic Nephropathy, J Am Soc Nephrol 2006; 17:368-377; Wada T et al., Chemokines in renal diseases. International Immunopharmacology, 2001; 1:637-645) pulmonary diseases, like interstitial lung disease, fibrosis (Baier RJ et al., CC Chemokine Concentrations Increase in Respiratory Distress Syndrome and Correlate With Development of Bronchopulmonary Dysplasia, Pediatric Pulmonology 2004; 37:137-148; Shinoda H et al., Elevated CC Chemokine Level in Bronchoalveolar Lavage Fluid Is Predictive of a Poor Outcome of Idiopathic Pulmonary Fibrosis, Respiration 2008; de Boer WI., Perspectives for cytokine antagonist therapy in COPD, Drug Discovery Today 2005; 10(2):93-106), nervous system diseases, like multiple sclerosis, Alzheimer's disease, HIV-associated dementia (Sokolova A et al., Monocyte Chemoattractant Protein-1 Plays a Dominant Role in the Chronic Inflammation Observed in Alzheimer's Disease, Brain Pathology 2009;19(3):392-8; Cinque P et al., Elevated cerebrospinal fluid levels of monocyte chemotactic protein-1 correlate with HIV-1 encephalitis and local viral replication, AIDS 1998; 12:1327-1332; Mahad DJ and Ransohoff RM, *The role of MCP-1 (CCL2) and CCR2 in multiple sclerosis and experimental autoimmune encephalomyelitis (EAE)*, Seminars in Immunology. 2003; 15:23-32), atopic dermatitis, psoriasis (Vestergaard C et al., Expression of CCR2 on Monocytes and Macrophages in Chronically Inflamed Skin in Atopic Dermatitis and Psoriasis, Acta Derm Venereol 2004; 84:353-358; Homey B and Meller S., Chemokines and other mediators as therapeutic targets in psoriasis vulgaris, Clinics in Dermatology 2008; 26:539-545), cardiovascular diseases, like vasculitis, restenosis, atherosclerosis, myocardial infarction, angina, acute coronary diseases (Egashira K., Molecular Mechanisms Mediating Inflammation in Vascular Disease: Special Reference to Monocyte Chemoattractant Protein-1, Hypertension. 2003; 41 [part 2]:834-841; Schmidt AM and Stern DM, Chemokines on the Rise : MCP-1 and Restenosis, Arterioscler Thromb Vasc Biol. 2001;21:297-299; Kitamoto S et al., Stress and Vascular Responses: Anti-inflammatory Therapeutic Strategy Against Atherosclerosis and Restenosis After Coronary Intervention, J Pharmacol Sci 2003; 91:192-196; de Lemos JA et al., Serial Measurement of Monocyte Chemoattractant Protein-1 After Acute Coronary Syndromes, J Am Coll Cardiol. 2007; Vol. 50, No. 22: 2117-2124), cancers, like adenomas, carcinomas and metastases (Conti C and Rollins BJ, CCL2 (monocyte chemoattractant protein-1) and cancer, Seminars in Cancer Biology 2004;14:149-154; Craig MJ and Loberg RD, CCL2 (Monocyte Chemoattractant Protein-1) in cancer bone metastases, Cancer Metastasis Rev 2006; 25:611-619; Hu H et al., Tumor Cell-Microenvironment Interaction Models Coupled with Clinical Validation Reveal CCL2 and SDC1 as Two Predictors of Colorectal Cancer Hepatic Metastasis, Clin Cancer Res 2009;15(17):5485-93), metabolic diseases, like insulin resistance, type II diabetes and obesity (Xia M and Sui Z, Recent development in CCR2 antagonists, Expert Opin Ther Patents 2009; 19(3):295-303; Kanda H et al., MCP-1 contributes to macrophage infiltration into adipose tissue, insulin resistance, and hepatic steatosis in obesity, J. Clin. Invest. 116:1494-1505; Weisberg SP et al., Obesity is associated with macrophage accumulation in adipose tissue, J. Clin. Invest. 2003; 112:1796-1808; Sartipy P and Loskutoff DJ, Monocyte chemoattractant protein 1 in obesity and insulin resistance, PNAS 2003; 100(12): 7265-7270) and allograft rejection following surgical interventions such as, for example, angioplasty, arterectomy, circulation recovery techniques, transplants, organ replacements, tissue replacements and prosthesis implants (Stasikowska O, Chemokines and chemokine receptors in glomerulonephritis and renal allograft rejection, Med Sci Monit, 2007; 13(2): RA31-36; Sekine Y et al., Monocyte Chemoattractant Protein-1 and RANTES Are Chemotactic for Graft Infiltrating Lymphocytes during Acute Lung Allograft Rejection, Am. J. Respir. Cell Mol. Biol. 2000; Vol. 23, pp. 719-726; Piemonti L et al., Human Pancreatic Islets Produce and Secrete MCP-1/CCL2: Relevance in Human Islet Transplantation, Diabetes 2002; 51:55-65).

**[0070]** Preferably, the pharmaceutical composition of the present invention is prepared in suitable dosage forms comprising an effective dose of:

- at least bindarit,
- at least one of (i) a pressure lowering agent selected from ACE-inhibitors, ARBs, and CCBs or a pharmaceutically acceptable salt and ester thereof, or (ii) a cholesterol lowering agent selected from statin derivatives or a pharmaceutically acceptable salt and ester thereof, and
- at least one pharmaceutically acceptable vehicle; wherein (i) and (ii) are as defined in claim 1.

**[0071]** Depending on the nature of the substituents, the compound of formula (I), the pressure lowering agent, and the cholesterol lowering agent may form addition salts with physiologically acceptable organic or mineral acids or bases.

**[0072]** Typical examples of suitable physiologically acceptable mineral acids are hydrochloric acid, hydrobromic acid, sulfuric acid, phosphoric acid and nitric acid.

**[0073]** Typical examples of suitable physiologically acceptable organic acids are acetic acid, ascorbic acid, benzoic acid, citric acid, fumaric acid, lactic acid, maleic acid, methanesulfonic acid, oxalic acid, paratoluenesulfonic acid, benzenesulfonic acid, succinic acid, tannic acid and tartaric acid.

**[0074]** Typical examples of suitable physiologically acceptable mineral bases are hydroxides, carbonates and hydrogen carbonates of ammonium, calcium, magnesium, sodium and potassium, for instance ammonium hydroxide, calcium hydroxide, magnesium carbonate, sodium hydrogen carbonate and potassium hydrogen carbonate.

**[0075]** Typical examples of suitable physiologically acceptable organic bases are: arginine, betaine, caffeine, choline,

N,N-dibenzylethylenediamine, diethylamine, 2-diethylaminoethanol, 2-dimethylaminoethanol, ethanolamine, ethylenediamine, N-ethylmorpholine, N-ethylpiperidine, N-methylglucamine, glucamine, glucosamine, histidine, N-(2-hydroxyethyl)piperidine, N-(2-hydroxyethyl)pyrrolidine, isopropylamine, lysine, methylglucamine, morpholine, piperazine, piperidine, theobromine, triethylamine, trimethylamine, tripropylamine and tromethamine.

5 **[0076]** Depending on the nature of the substituents, the compound of formula (I), the pressure lowering agent, and the cholesterol lowering agent may form esters with physiologically acceptable organic acids.

**[0077]** Typical examples of suitable physiologically acceptable organic acids are acetic acid, ascorbic acid, benzoic acid, citric acid, fumaric acid, lactic acid, maleic acid, methanesulfonic acid, oxalic acid, paratoluenesulfonic acid, benzenesulfonic acid, succinic acid, tannic acid and tartaric acid.

10 **[0078]** The composition of the present invention also include the stereoisomers and enantiomers of the compound of formula (I), the pressure lowering agent, and the cholesterol lowering agent described above.

**[0079]** The terms "pharmaceutically acceptable" and "physiologically acceptable" are intended to define, without any particular limitation, any material suitable for preparing a pharmaceutical composition to be administered to a living being.

15 **[0080]** Examples of pharmaceutically acceptable vehicles known in the prior art are, for example, glidants, binders, disintegrants, fillers, diluents, flavourings, colorants, fluidizers, lubricants, preserving agents, humectants, absorbents and sweeteners.

**[0081]** Useful examples of pharmaceutically acceptable vehicles are sugars, such as lactose, glucose or sucrose, starches, such as corn starch and potato starch, cellulose and derivatives thereof, for instance sodium carboxymethylcellulose, ethylcellulose and cellulose acetate, gum tragacanth, malt, gelatin, talc, cocoa butter, waxes, oils, such as groundnut oil, cottonseed oil, safflower oil, sesame oil, olive oil, corn oil and soybean oil, glycols such as propylene glycol, polyols such as glycerol, sorbitol, mannitol and polyethylene glycol, esters such as ethyl oleate and ethyl laurate, agar-agar, and the like.

20 **[0082]** Examples of suitable dosage forms are tablets, capsules, coated tablets, granules, solutions and syrups for oral administration; medicated plasters, solutions, pastes, creams and ointments for transdermal administration; suppositories for rectal administration and sterile solutions for injection or aerosol administration.

25 **[0083]** Other suitable dosage forms are sustained-release forms and liposome-based forms, for either the oral or injection route.

**[0084]** The dosage forms may also contain other conventional ingredients such as: preserving agents, stabilizers, surfactants, buffers, osmotic pressure regulators, emulsifiers, sweeteners, colorants, flavourings and the like.

30 **[0085]** When required for particular therapies, the pharmaceutical composition of the present invention may contain other pharmacologically active ingredients whose simultaneous administration is useful.

**[0086]** The amount of the compound of formula (I), the pressure lowering agent selected from ACE-inhibitors, ARBs, and CCBs and/or (ii) the cholesterol lowering agent selected from statins, or of pharmaceutically acceptable salt and ester thereof, in the pharmaceutical composition of the present invention may vary within a wide range as a function of  
35 known factors, for instance the type of pathology to be treated, the severity of the disease, the body weight of the patient, the dosage form, the chosen route of administration, the number of daily administrations and the efficacy of the chosen compound and agent(s).

**[0087]** However, the optimum amount may be determined simply and routinely by a person skilled in the art.

40 **[0088]** Typically, the amount of the compound of formula (I) or of pharmaceutically acceptable salt and ester thereof in the pharmaceutical composition of the present invention will be such that it ensures a level of administration of between 0.1 and 100 mg/kg/day. Preferably, the level of administration is between 1 and 50 mg/kg/day and even more preferably between 2 and 35 mg/kg/day.

**[0089]** More particularly, the pharmaceutical composition of the present invention comprises an amount of bindarit able to ensure a level of administration of between 10 and 20 mg/kg/day.

45 **[0090]** Typically, the amount of the pressure lowering agent selected from ACE-inhibitors, or a pharmaceutically acceptable salt and ester thereof, in the pharmaceutical composition of the present invention will be such that it ensures a level of administration of between 0.005 and 2.5 mg/kg/day, preferably between 0.01 and 1 mg/kg/day.

**[0091]** More particularly, the pharmaceutical composition of the present invention comprises an amount of ramipril able to ensure a level of administration of between 0.04 and 0.08 mg/kg/day.

50 **[0092]** Typically, the amount of the pressure lowering agent selected from ARBs, or a pharmaceutically acceptable salt and ester thereof, in the pharmaceutical composition of the present invention will be such that it ensures a level of administration of between 0.05 and 15 mg/kg/day, preferably between 0.2 and 10 mg/kg/day.

**[0093]** More particularly, the pharmaceutical composition of the present invention comprises an amount of losartan able to ensure a level of administration of between 0.2 and 2 mg/kg/day or an amount of irbesartan able to ensure a  
55 level of administration of between 1.0 and 10 mg/kg/day.

**[0094]** Generally, in case the use of a renin inhibitor would be envisaged, the amount of the pressure lowering agent selected from renin inhibitors, or a pharmaceutically acceptable salt and ester thereof, in pharmaceutical compositions will be such that it ensures a level of administration of between 1.0 and 20 mg/kg/day, preferably between 2.5 and 10

mg/kg/day.

**[0095]** More particularly, a pharmaceutical composition could comprise an amount of aliskiren able to ensure a level of administration of between 2.5 and 5 mg/kg/day.

**[0096]** Typically, the amount of the pressure lowering agent selected from CCBs, or a pharmaceutically acceptable salt and ester thereof, in the pharmaceutical composition of the present invention will be such that it ensures a level of administration of between 0.05 and 15 mg/kg/day, preferably between 0.08 and 10 mg/kg/day.

**[0097]** More particularly, the pharmaceutical composition of the present invention comprises an amount of amlodipine able to ensure a level of administration of between 0.08 and 0.17 mg/kg/day or an amount of verapamil able to ensure a level of administration of between 3.00 and 6.00 mg/kg/day or an amount of diltiazem able to ensure a level of administration of between 2.00 and 8.00 mg/kg/day.

**[0098]** Typically, the amount of the cholesterol lowering agent selected from statin derivatives, or of pharmaceutically acceptable salt and ester thereof in the pharmaceutical composition of the present invention will be such that it ensures a level of administration of between 0.03 and 2.0 mg/kg/day, preferably between 0.1 and 1.0 mg/kg/day.

**[0099]** More particularly, the pharmaceutical composition of the present invention comprises an amount of simvastatin able to ensure a level of administration of between 0.1 and 1 mg/kg/day.

**[0100]** The dosage forms of the pharmaceutical composition of the present invention may be prepared according to techniques that are well known to pharmaceutical chemists, including mixing, granulation, compression, dissolution, sterilization and the like.

**[0101]** In particular, the preferred dosage form is a tablet for oral administration. More particularly, the tablet for oral administration comprises a combination of a compound of formula (I), preferably bindarit, with at least one pressure or cholesterol lowering agent selected from the group consisting of ramipril, losartan, irbesartan, aliskiren, amlodipine, verapamil, diltiazem, simvastatin, and atorvastatin.

**[0102]** Even more particularly, the pharmaceutical composition according to the present invention, preferably a tablet for oral administration, comprises from 300 to 1200 mg of bindarit, and an amount of at least one pressure or cholesterol lowering agent selected from the group consisting of ramipril, losartan, irbesartan, amlodipine, verapamil, diltiazem and simvastatin showed in the following table A. Table A also shows the useful and preferred range of weight ratio between the amount of bindarit and the amount of the pressure or cholesterol lowering agent under consideration in the pharmaceutical composition according to the present invention.

TABLE A

	Minimum amount mg	Maximum amount mg	Weight Ratio	
			Useful Range	Preferred Range
ramipril	2.5	10	30 - 480	100-150
losartan	25	100	3 - 48	10-15
irbesartan	75	300	1 - 16	2-8
amlodipine	5	10	30-240	60-120
verapamil	120	480	0.5-10	1-5
diltiazem	180	360	1.5-10	3-5
simvastatin	10	40	7.5 - 120	10-50

**[0103]** The examples that follow are intended to illustrate the present invention.

#### EXAMPLE 1

Effect on MCP-1 plasma levels in mice

**[0104]** The capacity of the compound to inhibit MCP-1 circulating levels induced by LPS (lipopolysaccharide) in mice has been tested giving bindarit alone or in combination with ramipril or losartan, as prototypes of antihypertensive drugs, or simvastatin, as prototype of cholesterol lowering drugs. Ramipril is an ACE (angiotensin converting enzyme) inhibitor and losartan is an angiotensin receptor blockers (ARBs).

**[0105]** MCP-1 plasma levels were measured by commercially available ELISA kit.

**[0106]** Drugs were intraperitoneally (ip) administered 30 minutes before LPS injection (50µg/mouse, ip) to groups of eight mice. At 3 hours following LPS injection, mice were anesthetized and blood was withdrawn by intracardiac puncture

## EP 2 480 224 B1

in order to obtain plasma (heparinized samples) to be used to measure MCP-1 levels.

**[0107]** The results are summarized in the following Table 1 as average of eight measurements and in Figure 1. The percent reduction was calculated versus the vehicle group.

5

TABLE 1

10

15

20

Drug administration group		MCP-1 plasma level	
		( $\mu\text{g/ml}$ )	% reduction
1	Vehicle	71.6	-
2	Bindarit 200 mg/kg	44.8*	45
3	Ramipril 5 mg/kg	50.3*	30
4	Losartan 1 mg/kg	62.2	13
5	Simvastatin 1 mg/kg	66.4	7
6	Bindarit 200 mg + Ramipril 5 mg/kg	26.8*#	63
7	Bindarit 200 mg + Losartan 1 mg/kg	26.9*#	62
8	Bindarit 200 mg + Simvastatin 1 mg/kg	24.2*#	66
*p<0.01 versus vehicle group, #p<0.01 versus each drug administered alone			

25

**[0108]** The data of Table 1 and Figure 1 clearly demonstrated that the combination of bindarit with ramipril or simvastatin or losartan showed an additive and synergistic effect compared to the activity of each single drug given alone, resulting in over 60% reduction of MCP-1 plasma level.

### EXAMPLE 2

30

Effect on proteinuria in human

35

**[0109]** A total of 80 male and female patients from 30 to 70 years old suffering from Type 2 diabetes have been treated. 40 patients received bindarit (600mg) twice a day and irbesartan (300mg) once a day, 40 patients received placebo twice a day and irbesartan (300mg) once a day. Irbesartan is a well known angiotensin receptor blockers (ARB). The treatment lasted 8 weeks.

**[0110]** Before beginning treatment and at the end thereof UAE (Urinary Albumin Excretion) has been measured by nephelometric method.

**[0111]** The results are reported in the following Table 2 and in Figure 2.

40

**[0112]** The activity has been reported as percentage of patients with a UAE reduction equal to or higher than 25% with respect to basal value (UAE level before beginning treatment).

TABLE 2

45

Drug administration group		Patient percentage
A	Bindarit 600mg + Irbesartan 300mg	47.6 %
B	Placebo + Irbesartan 300mg	27.5 %

50

**[0113]** The data of Table 2 and Figure 2 clearly demonstrated that at the end of the study the percentage of patients with a UAE reduction equal to or higher than 25% with respect to the basal value resulted significantly higher in the group receiving the combination bindarit and irbesartan compared to the group receiving the combination placebo and irbesartan.

55

## EXAMPLE 3

Effect on MCP-1 plasma levels in mice

5 **[0114]** The capacity of the compound to inhibit MCP-1 circulating levels induced by LPS (lipopolysaccharide) in mice has been tested giving bindarit alone or in combination with verapamil or nifedipine, as prototypes of Ca antagonist antihypertensive drugs.

**[0115]** MCP-1 plasma levels were measured by commercially available ELISA kit.

10 **[0116]** Drugs were intraperitoneally (ip) administered 30 minutes before LPS injection (50 $\mu$ g/mouse, ip) to groups of six mice. At 3 hours following LPS injection, mice were anesthetized and blood was withdrawn by intracardiac puncture in order to obtain plasma (heparinized samples) to be used to measure MCP-1 levels.

**[0117]** The results are summarized in the following Table 3 as average of six measurements and in Figure 3. The percent reduction was calculated versus the vehicle group.

TABLE 3

Drug administration group		MCP-1 plasma level	
		( $\mu$ g/ml)	% reduction
1	Vehicle	59.7	-
2	Bindarit 200 mg/kg	35.8**	40
3	Verapamil 10 mg/kg	44.3	26
4	Nifedipine 10 mg/kg	32.2**	45
5	Bindarit 200 mg + Verapamil 10 mg/kg	15.2** #	74
6	Bindarit 200 mg + Nifedipine 10 mg/kg	9.8** §	84

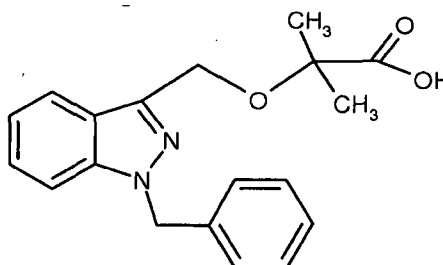
\*\*p<0.01 vs vehicle group  
 #p<0.05 vs bindarit and verapamil given alone  
 §p<0.01 vs bindarit and nifedipine given alone

35 **[0118]** The data of Table 3 and Figure 3 clearly demonstrated that the combination of bindarit with verapamil or nifedipine showed an additive and synergistic effect compared to the activity of each single drug given alone, resulting in over 74% and 84% reduction of MCP-1 plasma level, respectively.

### Claims

40 1. A pharmaceutical composition comprising:

(a) the 2-((1-benzyl-3-indazolyl)methoxy)-2-methylpropionic acid having the following structural formula:



55 (b) at least one of (i) a pressure lowering agent selected from ACE-inhibitors, ARBs and CCBs, and/or (ii) a cholesterol lowering agent selected from statin derivatives, or any pharmaceutically acceptable salt and ester thereof, and

(c) at least one pharmaceutically acceptable vehicle,

wherein

said ACE-inhibitor is selected from the group consisting of alacepril, altiopril calcium, benzoylcaptopril, captopril, captopril-cysteine, captopril-glutathione, ceronapril, converstatin, enalapril, enalaprilat, epicaptopril, fosinopril, fosinopril sodium, fosinoprilat, hemorphin-4, indolapril, indolaprilat, lisinopril, moveltipril, pentopril, perindopril, perindoprilat, quinapril, quinapril hydrochloride, quinaprilat, ramipril, ramiprilat, spirapril, spirapril hydrochloride, spiraprilat, trandolapril, trandolaprilat, zabcipril, zabciprilat, zofenopril, zofenoprilat,

said ARB is selected from the group consisting of candesartan, cilexetil, irbesartan, losartan, olmesartan, telmisartan, valsartan, and prazosartan,

said CCBs is selected from the group consisting of amlodipine, aranidipine, barnidipine, benidipine, cilnidipine, efonidipine, elgodipine, felodipine, isradipine, lacidipine, lercanidipine, manidipine, nicardipine, nifedipine, nilvadipine, nimodipine, nisoldipine, nitrendipine, diltiazem, clentiazem, bepridil, bencyclane, etafenone, flunarizine, lidoflazine, lomerizine, mibefradil, phendilin, prenylamine, semotiadil, terodiline, gallopamil, and verapamil,

said statin derivative is selected from the group consisting of lovastatin, mevastatin, pravastatin and simvastatin.

2. The pharmaceutical composition according to claim 1, wherein said ACE-inhibitor is selected from the group consisting of captopril, enalapril, lisinopril, ramipril, and perindopril.
3. The pharmaceutical composition according to claim 1, wherein said ARB is selected from the group consisting of candesartan, irbesartan, losartan, and valsartan.
4. The pharmaceutical composition according to claim 1, wherein said CCBs is selected from the group consisting of amlodipine, barnidipine, felodipine, isradipine, lacidipine, lercanidipine, manidipine, nicardipine, nifedipine, nimodipine, nisoldipine, nitrendipine, diltiazem, gallopamil, and verapamil.
5. The pharmaceutical composition according to claim 1, wherein said CCBs is selected from the group consisting of amlodipine, verapamil and diltiazem.
6. The pharmaceutical composition according to claim 1, wherein said statin derivative is selected from the group consisting of lovastatin, pravastatin and simvastatin.
7. The pharmaceutical composition according to any of the preceding claims, wherein said pharmaceutical composition comprises from 300 to 1200 mg of bindarit, and an amount of at least one compound selected from the group consisting of ramipril, losartan, irbesartan, amlodipine, verapamil, diltiazem and simvastatin showed in the following table A1:

TABLE A1

Compound	Minimum amount mg	Maximum amount mg
ramipril	2.5	10
losartan	25	100
irbesartan	75	300
amlodipine	5	10
verapanil	120	480
diltiazem	180	360
simvastatin	10	40

8. The pharmaceutical composition according to claim 7, wherein said pharmaceutical composition comprises a weight ratio between the amount of bindarit and the amount of said at least one compound according to the following table A2:

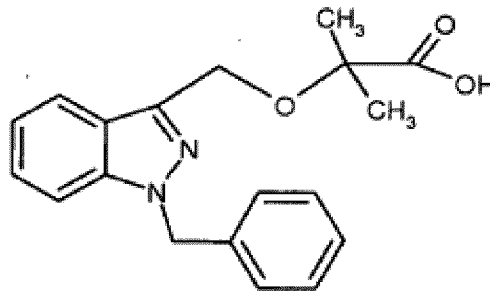
TABLE A2

Compound	Weight Ratio	
	Useful Range	Preferred Range
ramipril	30 - 480	100-150
losartan	3 - 48	10-15
irbesartan	1 - 16	2-8
amlodipine	30-240	60-120
verapanil	0.5-10	1-5
diltiazem	1.5-10	3-5
simvastatin	7.5 - 120	10-50

**Patentansprüche**

**1. Pharmazeutische Zusammensetzung umfassend:**

(a) 2-((1-Benzyl-3-indazolyl)methoxy)-2-methylpropionsäure gemäß der folgenden Strukturformel:



(b) mindestens ein (i) Drucksenkungsmittel ausgewählt unter ACE-Inhibitoren, Angiotensin-Rezeptorblockern und Calciumkanalblockern, und/oder (ii) ein cholesterinsenkendes Mittel ausgewählt unter Statinderivaten, oder deren pharmazeutisch annehmbaren Salzen und Estern, und

(c) mindestens ein pharmazeutisch annehmbares Vehikel,

wobei

der ACE-Inhibitor ausgewählt ist unter Alacepril, Altiopril-Calcium, Benzoylcaptopril, Captopril, Captopril-Cystein, Captopril-Glutathion, Ceronapril, Converstatin, Enalapril, Enalaprilat, Epicaptopril, Fosinopril, Fosinopril-Natrium, Fosinoprilat, Hemorphin-4, Indolapril, Indolaprilat, Lisinopril, Moveltipril, Pentopril, Perindopril, Perindoprilat, Quinapril, Quinaprilhydrochlorid, Quinaprilat, Ramipril, Ramiprilat, Spirapril, Spiraprilhydrochlorid, Spiraprilat, Trandolapril, Trandolaprilat, Zabcipril, Zabciprilat, Zofenopril, Zofenoprilat,

der Angiotensin-Rezeptorblocker ausgewählt ist unter Candesartan, Cilxetil, Irbesartan, Losartan, Olmesartan, Telmisartan, Valsartan und Pratosartan,

der Calciumkanalblocker ausgewählt ist unter Amlodipin, Aranidipin, Barnidipin, Benidipin, Cilnidipin, Efonidipin, Elgodipin, Felodipin, Isradipin, Lacidipin, Lercanidipin, Manidipin, Nicardipin, Nifedipin, Nilvadipin, Nimodipin, Nisoldipin, Nitrendipin, Diltiazem, Clentiazem, Bepridil, Bencyclan, Etafenon, Flunarizin, Lidoflazin, Lomerizin, Mibefradil, Fendilin, Prenylamin, Semotiadil, Terodilin, Gallopamil und Verapamil,

das Statinderivat ausgewählt ist unter Lovastatin, Mevastatin, Pravastatin und Simvastatin.

**2. Pharmazeutische Zusammensetzung nach Anspruch 1, wobei der ACE-Inhibitor ausgewählt ist unter Captopril, Enalapril, Lisinopril, Ramipril und Perindopril.**

**3. Pharmazeutische Zusammensetzung nach Anspruch 1, wobei der Angiotensin-Rezeptorblocker ausgewählt ist unter Candesartan, Ibesartan, Losartan und Valsartan.**

## EP 2 480 224 B1

4. Pharmazeutische Zusammensetzung nach Anspruch 1, wobei der Calciumkanalblocker ausgewählt ist unter Amlodipin, Barnidipin, Felodipin, Isradipin, Lacidipin, Lercanidipin, Manidipin, Nicardipin, Nifedipin, Nimodipin, Nisoldipin, Nitrendipin, Diltiazem, Gallopamil und Verapamil.
5. Pharmazeutische Zusammensetzung nach Anspruch 1, wobei der Calciumkanalblocker ausgewählt ist unter Amlodipin, Verapamil und Diltiazem.
6. Pharmazeutische Zusammensetzung nach Anspruch 1, wobei das Statinderivat ausgewählt ist unter Lovastatin, Pravastatin und Simvastatin.
7. Pharmazeutische Zusammensetzung nach einem der vorhergehenden Ansprüche, wobei die pharmazeutische Zusammensetzung 300 bis 1200 mg Bindarit und eine in der folgenden Tabelle A1 dargestellte Menge mindestens einer Verbindung ausgewählt unter Ramipril, Losartan, Irbesartan, Amlodipin, Verapamil, Diltiazem und Simvastatin umfasst:

TABELLE A1

Verbindung	Minimale Menge mg	Maximale Menge mg
Ramipril	2,5	10
Losartan	25	100
Irbesartan	75	300
Amlodipin	5	10
Verapamil	120	480
Diltiazem	180	360
Simvastatin	10	40

8. Pharmazeutische Zusammensetzung nach Anspruch 7, wobei die pharmazeutische Zusammensetzung ein Gewichtsverhältnis von der Menge an Bindarit und der Menge der mindestens einen Verbindung gemäß der folgenden Tabelle A2 aufweist:

TABELLE A2

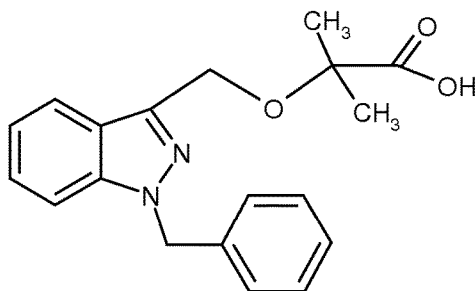
Verbindung	Gewichtsverhältnis	
	Nützlicher Bereich	Bevorzugter Bereich
Ramipril	30-480	100-150
Losartan	3-48	10-15
Irbesartan	1-16	2-8
Amlodipin	30-240	60-120
Verapamil	0,5-10	1-5
Diltiazem	1,5-10	3-5
Simvastatin	7,5-120	10-50

### Revendications

1. Composition pharmaceutique comprenant :

(a) l'acide 2-((1-benzyl-3-indazolyl)méthoxy)-2-méthyl-propionique de formule structurelle suivante :

EP 2 480 224 B1



- (b) au moins l'un parmi (i) un agent hypotenseur choisi parmi les inhibiteurs d'ACE, les ARB et les CCB, et/ou (ii) un agent hypocholestérolémiant choisi parmi les dérivés de statines, ou n'importe quels sels et esters pharmaceutiquement acceptables de ceux-ci, et
- (c) au moins un véhicule pharmaceutiquement acceptable,

dans laquelle

ledit inhibiteur d'ACE est choisi dans le groupe constitué par l'alacépril, l'altiopril calcique, le benzoylecaptopril, le captopril, la captopril-cystéine, le captopril-glutathion, le céronapril, la converstatine, l'énalapril, l'énalaprilat, l'épicaptopril, le fosinopril, le fosinopril sodique, le fosinoprilat, l'hémorphine-4, l'indolapril, l'indolaprilat, le lisinopril, le moveltipril, le pentopril, le périmopril, le périmoprilat, le quinapril, le quinapril chlorhydrate, le quinaprilat, le ramipril, le ramiprilat, le spirapril, le spirapril chlorhydrate, le spiraprilat, le trandolapril, le trandolaprilat, le zabicipril, le zabiciprilat, le zofénopril, le zofénoprilat,

ledit ARB est choisi dans le groupe constitué par le candésartan, le ciléxétel, l'irbésartan, le losartan, l'olmésartan, le telmisartan, le valsartan, et le prazosartan, ledit CCB est choisi dans le groupe constitué par l'amlodipine, l'arandipine, la barnidipine, le bénidipine, la cilnidipine, l'éfonidipine, l'elgodipine, la félodipine, l'isradipine, la lacidipine, la lercanidipine, la manidipine, la nicardipine, la nifédipine, la nilvadipine, la nimodipine, la nisoldipine, la nitrendipine, le diltiazem, le clentiazem, le bépridil, le bencyclane, l'étafénone, la flunarizine, la lidoflazine, la lomézizine, le mibéfradil, la phendiline, la prénylamine, le sémotiadil, la térodiline, le gallopamil, et le vérapamil,

ledit dérivé de statine est choisi dans le groupe constitué par la lovastatine, la mévastatine, la pravastatine et la simvastatine.

2. Composition pharmaceutique selon la revendication 1, dans laquelle ledit inhibiteur d'ACE est choisi dans le groupe constitué par le captopril, l'énalapril, le lisinopril, le ramipril, et le périmopril.
3. Composition pharmaceutique selon la revendication 1, dans laquelle ledit ARB est choisi dans le groupe constitué par le candésartan, l'irbésartan, le losartan, et le valsartan.
4. Composition pharmaceutique selon la revendication 1, dans laquelle ledit CCB est choisi dans le groupe constitué par l'amlodipine, la barnidipine, la félodipine, l'isradipine, la lacidipine, la lercanidipine, la manidipine, la nicardipine, la nifédipine, la nimodipine, la nisoldipine, la nitrendipine, le diltiazem, le gallopamil, et le vérapamil.
5. Composition pharmaceutique selon la revendication 1, dans laquelle ledit CCB est choisi dans le groupe constitué par l'amlodipine, le vérapamil et le diltiazem.
6. Composition pharmaceutique selon la revendication 1, dans laquelle ledit dérivé de statine est choisi dans le groupe constitué par la lovastatine, la pravastatine et la simvastatine.
7. Composition pharmaceutique selon l'une quelconque des revendications précédentes, laquelle composition pharmaceutique comprend de 300 à 1200 mg de bindarit, et une quantité d'au moins un composé choisi dans le groupe constitué par le ramipril, le losartan, l'irbésartan, l'amlodipine, le vérapamil, le diltiazem et la simvastatine indiquée dans le Tableau A1 suivant :

Tableau A1

Composé	Quantité minimale, mg	Quantité maximale, mg
ramipril	2,5	10

## EP 2 480 224 B1

(suite)

Composé	Quantité minimale, mg	Quantité maximale, mg
losartan	25	100
irbésartan	75	300
amlodipine	5	10
vérapanil	120	480
diltiazem	180	360
simvastatine	10	40

8. Composition pharmaceutique selon la revendication 7, laquelle composition pharmaceutique comprend un rapport en poids entre la quantité de bindarit et la quantité dudit au moins un composé conforme au Tableau A2 suivant :

Tableau A2

Composé	Rapport en poids	
	Plage utile	Plage préférée
ramipril	30-480	100-150
losartan	3-48	10-15
irbésartan	1-16	2-8
amlodipine	30-240	60-120
vérapanil	0,5-10	1-5
diltiazem	1,5-10	3-5
simvastatine	7,5-120	10-50

Fig. 1




Fig. 2

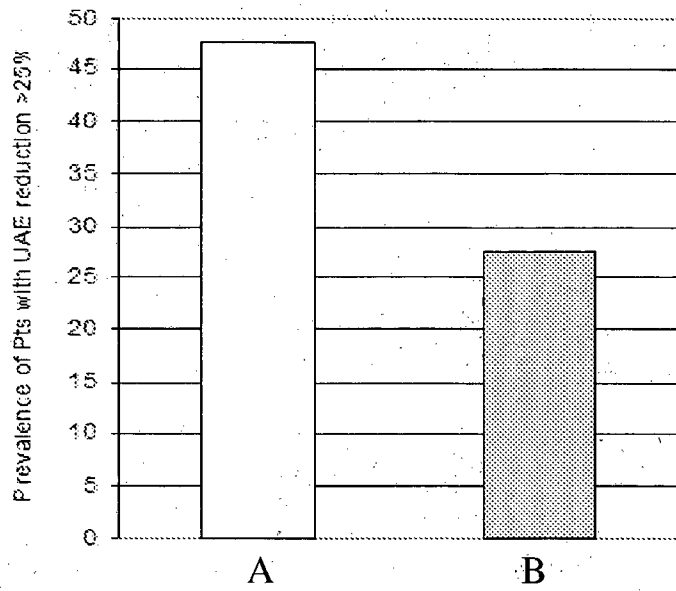
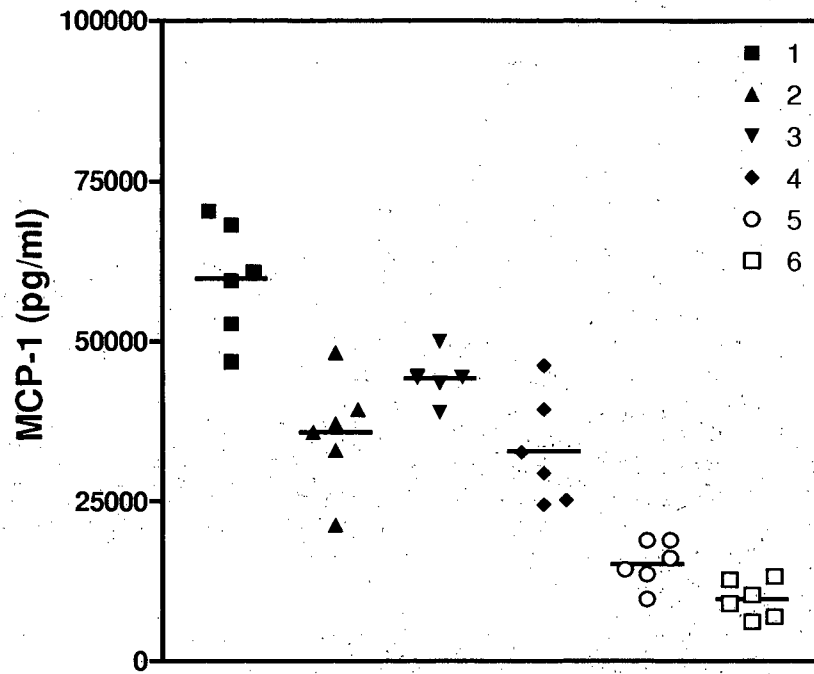


Fig. 3



## REFERENCES CITED IN THE DESCRIPTION

This list of references cited by the applicant is for the reader's convenience only. It does not form part of the European patent document. Even though great care has been taken in compiling the references, errors or omissions cannot be excluded and the EPO disclaims all liability in this regard.

## Patent documents cited in the description

- EP 0382276 B [0014]
- EP 0510748 B [0014]
- EP 1005332 B [0014]
- WO 2008084504 A [0022]
- WO 02092081 A [0023]
- US 5559111 A [0024]
- EP 173481 A [0024]
- EP 311012 A [0024]
- EP 416373 A [0024]
- EP 266950 A [0024]
- EP 456185 A [0024]
- EP 509354 A [0024]
- US 20080139511 A [0025]
- US 5977159 A [0026]
- US 6268377 B [0027]
- US 5209933 A [0027]
- US 6911472 B [0030]
- US 7459447 B [0030]
- US 7498359 B [0030]
- US 7183285 B [0030]

## Non-patent literature cited in the description

- **ROLLINS B.J.** *Chemokines, Blood*, 1997, vol. 90, 909-928 [0003]
- **M. BAGGIOLINI.** *Chemokines and leukocyte traffic, Nature*, 1998, vol. 392, 565-568 [0003]
- **GERARD C. ; ROLLINS B.J.** *Chemokines and disease. Nature Immunol.*, 2001, vol. 2, 108-115 [0009]
- **MAHALINGAM S. et al.** Chemokines and viruses: friend or foes. *Trends in Microbiology*, 2003, vol. 11, 383-391 [0013]
- **RULLI N. et al.** *Ross River Virus: molecular and cellular aspects of disease pathogenesis*, 2005, vol. 107, 329-342 [0013] [0069]
- **SIRONI M. et al.** A small synthetic molecule capable of preferentially inhibiting the production of the CC chemokine monocyte chemoattractant protein-1. *European Cytokine Network*, September 1999, vol. 10 (3), 437-41 [0015]
- **AKIRA ENDO.** The discovery and development of HMG-CoA reductase inhibitors. *J. Lipid Res.*, 1992, vol. 33, 1569-82 [0030]
- **HARING-MAN\_JJ ; TAK PP.** Chemokine blockade: a new era in the treatment of rheumatoid arthritis. *Arthritis Res Ther*, 2004, vol. 6, 93-97 [0069]
- **TAK PP.** Chemokine inhibition in inflammatory arthritis. *Best Practice & Research Clinical Rheumatology*, 2006, vol. 20, 929-939 [0069]
- **IWAMOTO T et al.** Molecular aspects of rheumatoid arthritis: chemokines in the joints of patients. *FEBS Journal*, 2008, vol. 275, 4448-4455 [0069]
- **MAHALINGAM S. et al.** Chemokines and viruses: friend or foes. *Trends in Microbiology*, 2003, vol. 11 [0069]
- **SEGERER S et al.** Chemokines, Chemokine Receptors, and Renal Disease: From Basic Science To Pathophysiologic and Therapeutic Studies. *J Am Soc Nephrol*, 2000, vol. 11, 152-176 [0069]
- **GALKINA E ; LEY K.** Leukocyte Recruitment and Vascular Injury in Diabetic Nephropathy. *J Am Soc Nephrol*, 2006, vol. 17, 368-377 [0069]
- **WADA T et al.** Chemokines in renal diseases. *International Immunopharmacology*, 2001, vol. 1, 637-645 [0069]
- **BAIER RJ et al.** CC Chemokine Concentrations Increase in Respiratory Distress Syndrome and Correlate With Development of Bronchopulmonary Dysplasia. *Pediatric Pulmonology*, 2004, vol. 37, 137-148 [0069]
- **SHINODA H et al.** Elevated CC Chemokine Level in Bronchoalveolar Lavage Fluid Is Predictive of a Poor Outcome of Idiopathic Pulmonary Fibrosis. *Respiration*, 2008 [0069]
- **DE BOER WI.** Perspectives for cytokine antagonist therapy in COPD. *Drug Discovery Today*, 2005, vol. 10 (2), 93-106 [0069]
- **SOKOLOVA A et al.** Monocyte Chemoattractant Protein-1 Plays a Dominant Role in the Chronic Inflammation Observed in Alzheimer's Disease. *Brain Pathology*, 2009, vol. 19 (3), 392-8 [0069]
- **CINQUE P et al.** Elevated cerebrospinal fluid levels of monocyte chemoattractant protein-1 correlate with HIV-1 encephalitis and local viral replication. *AIDS*, 1998, vol. 12, 1327-1332 [0069]
- **SEMINARS.** *Immunology*, 2003, vol. 15, 23-32 [0069]

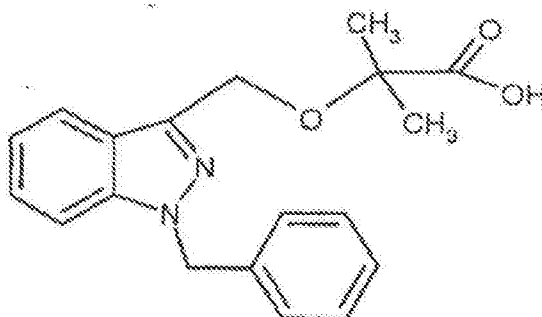
- **VESTERGAARD C et al.** Expression of CCR2 on Monocytes and Macrophages in Chronically Inflamed Skin in Atopic Dermatitis and Psoriasis. *Acta Derm Venereol*, 2004, vol. 84, 353-358 [0069]
- **HOMEY B ; MELLER S.** Chemokines and other mediators as therapeutic targets in psoriasis vulgaris. *Clinics in Dermatology*, 2008, vol. 26 [0069]
- **EGASHIRA K.** Molecular Mechanisms Mediating Inflammation in Vascular Disease: Special Reference to Monocyte Chemoattractant Protein-1. *Hypertension*, 2003, vol. 41, 834-841 [0069]
- **SCHMIDT AM ; STERN DM.** Chemokines on the Rise : MCP-1 and Restenosis. *Arterioscler Thromb Vasc Biol.*, 2001, vol. 21, 297-299 [0069]
- **KITAMOTO S et al.** Stress and Vascular Responses: Anti-inflammatory Therapeutic Strategy Against Atherosclerosis and Restenosis After Coronary Intervention. *J Pharmacol Sci*, 2003, vol. 91, 192-196 [0069]
- **DE LEMOS JA et al.** Serial Measurement of Monocyte Chemoattractant Protein-1 After Acute Coronary Syndromes. *J Am Coll Cardiol.*, 2007, vol. 50 (22), 2117-2124 [0069]
- **CONTIC ; ROLLINS BJ.** CCL2 (monocyte chemoattractant protein-1) and cancer. *Seminars in Cancer Biology*, 2004, vol. 14, 149-154 [0069]
- **CRAIG\_MJ ; LOBERG RD.** CCL2 (Monocyte Chemoattractant Protein-1) in cancer bone metastases. *Cancer Metastasis*, 2006, vol. 25, 611-619 [0069]
- **HU H et al.** Tumor Cell-Microenvironment Interaction Models Coupled with Clinical Validation Reveal CCL2 and SNCG as Two Predictors of Colorectal Cancer Hepatic Metastasis. *Clin Cancer Res*, 2009, vol. 15 (17), 5485-93 [0069]
- **XIA M ; SUI Z.** Recent development in CCR2 antagonists. *Expert Opin Ther Patents*, 2009, vol. 19 (3), 295-303 [0069]
- **KANDA H et al.** MCP-1 contributes to macrophage infiltration into adipose tissue, insulin resistance, and hepatic steatosis in obesity. *J. Clin. Invest.*, vol. 116, 1494-1505 [0069]
- **WEISBERG SP et al.** Obesity is associated with macrophage accumulation in adipose tissue. *J. Clin. Invest.*, 2003, vol. 112, 1796-1808 [0069]
- **SARTIPY P ; LOSKUTOFF DJ.** Monocyte chemoattractant protein 1 in obesity and insulin resistance. *PNAS*, 2003, vol. 100 (12), 7265-7270 [0069]
- **STASIKOWSKA O.** Chemokines and chemokine receptors in glomerulonephritis and renal allograft rejection. *Med Sci Monit*, 2007, vol. 13 (2), RA31-36 [0069]
- **SEKINE Y et al.** Monocyte Chemoattractant Protein-1 and RANTES Are Chemotactic for Graft Infiltrating Lymphocytes during Acute Lung Allograft Rejection. *Am. J. Respir. Cell Mol. Biol.*, 2000, vol. 23, 719-726 [0069]
- **PIEMONTI L et al.** Human Pancreatic Islets Produce and Secrete MCP-1/CCL2: Relevance in Human Islet Transplantation. *Diabetes*, 2002, vol. 51, 55-65 [0069]

Gyógyszerkészítmény MCP-1 mediált gyulladássos betegségek kezelésére

### SZABADALMI IGÉNYPONTOK

I. Gyógyszerkészítmény, mely

(a) az alábbi képletű 2-((1-benzil-3-indazolil)-metoxi)-2-metilpropionsavat



(b) legalább egy (i) vérnyomás csökkentő szert, az ACE-inhibitorok, ARB-k és CCB-k közül kiválasztva és/vagy (ii) koleszterincsökkentő szert, a sztatin-származékok vagy ezek bármely sója vagy észtere közül kiválasztva, és

(c) legalább egy gyógyászatiilag elfogadható vívőanyagot tartalmaz,  
ahol

az említett ACE-inhibitor az alacepril, altiopril-kalcium, benzoilkaptopril, kaptopril, kaptopril-cisztein, kaptopril-glutation, ceronapril, converstatin, enalapril, enalaprilát, epikaptopril, fosinopril, fosinopril-nátrium, fosinoprilát, hemorfin-4, indolapril, indolaprilát, lizinopril, moveltipril, pentopril, perindopril, perindoprilát, quinapril, quinapril-hidroklorid, quinaprilát, ramipril, ramiprilát, spirapril, spirapril-hidroklorid, spiraprilát, trandolapril, trandolaprilát, zabicipril, zabiciprilát, zofenopril, zofenoprilát csoportból van kiválasztva,

az említett ARB a kandeszartán, cilixelil, irbesartan, losartan, olmezartán, telmizartán, valzartán, és prazosartan csoportból van kiválasztva,

az említett CCB az amlodipin, aranidipin, barnidipin, benidipin, cilnidipin, efonidipin, elgodipin, felodipin, izradipin, lacidipin, lecanidipin, manidipin, nikardipin, nifedipin, nilvadipin, nimodipin, nisoldipine, nitrendipin, diltiazem, klentiazem, bepridil, benciklán, etafenon, flunarizin, lidoflazin, lomerizin, mibefradil, fendilin, prenilamin, szemotiadil, terodilin, gallo-



SZTNH-100076335

pamil, és verapamil csoportból van kiválasztva, az említett sztatin-származék a lovasztatin, mevasztatin, pravasztatin, és szimvasztatin csoportból van kiválasztva.

2. Az 1. igénypont szerinti gyógyszerkészítmény, ahol az említett ACE-inhibitor a kaptopril, enalapril, lizinopril, ramipril, és perindopril csoportból van kiválasztva.

3. Az 1. igénypont szerinti gyógyszerkészítmény, ahol az említett ARB a kandeszartán, irbesartan, losartan, és valzartán csoportból van kiválasztva.

4. Az 1. igénypont szerinti gyógyszerkészítmény, ahol az említett CCB amlodipin, barnidipin, felodipin, izradipin, lacidipin, lercanidipin, manidipin, nikardipin, nifedipin, nimodipin, nizoldipin, nitrendipin, diltiazem, gallopamil, és verapamil csoportból van kiválasztva.

5. Az 1. igénypont szerinti gyógyszerkészítmény, ahol az említett CCB az amlodipin, verapamil és diltiazem csoportból van kiválasztva.

6. Az 1. igénypont szerinti gyógyszerkészítmény, ahol az említett sztatin-származék a lovasztatin, pravasztatin és szimvasztatin csoportból van kiválasztva.

7. Az előző igénypontok bármelyike szerinti gyógyszerkészítmény, ahol az említett gyógyszerkészítmény 300-1200 mg bindaritet, és a ramipril, losartan, irbesartan, amlodipin, verapamil, diltiazem, és szimvasztatin csoportból kiválasztott legalább egy vegyületnek a következő A1 táblázatban szemléltetett mennyiségét tartalmazza:

A1 táblázat

Vegyület	Minimum mennyiség mg	Maximum mennyiség mg
ramipril	2,5	10
losartan	25	100
irbesartan	75	300
amlodipin	5	10
verapamil	120	480
diltiazem	180	360
szimvasztatin	10	40

8. A 7. igénypont szerinti gyógyszerkészítmény, ahol az említett gyógyszerkészítmény a bindarit mennyiséget és az említett legalább egy vegyület mennyiségét a következő A2 táblázat szerinti tömegarányban tartalmazza:

A2 táblázat

Vegyület	Tömegarány	
	Hasznos tartomány	Előnyös tartomány
ramipril	30 - 480	100-150
losartan	3 - 48	10-15
irbesartan	1 - 16	2 - 6
amlodipin	30-240	60-120
verapanil	0,5-10	1-5
diltiazem	1,5-10	3-5
szimvasztatin	7,5-120	10-50