



(72) BERGE, ROLF, NO

(71) THIA MEDICA AS, NO

(51) Int.Cl.⁶ A61K 31/19, A23L 1/29, A61K 31/20, C07C 327/06,
C07C 391/00

(30) 1998/05/08 (PCT/NO98/00143) NO

(54) **NOUVEAUX ANALOGUES D'ACIDES GRAS DESTINES AU
TRAITEMENT DU DIABETE**

(54) **NOVEL FATTY ANALOGUES FOR THE TREATMENT OF
DIABETES**

(57) L'invention concerne de nouveaux analogues d'acides gras, de formule générale (I): $\text{CH}_3\text{-}[\text{CH}_2]_m\text{-}[\text{x}_i\text{-CH}_2]_n\text{-COOR}$, telle que définie dans la spécification, qui peuvent être utilisés pour le traitement et/ou la prévention du diabète. Elle concerne également une composition nutritionnelle qui comprend lesdits analogues d'acides gras.

(57) The present invention relates to novel fatty acid analogues of the general formula (I): $\text{CH}_3\text{-}[\text{CH}_2]_m\text{-}[\text{x}_i\text{-CH}_2]_n\text{-COOR}$, as defined in the specification, which can be used for the treatment and/or prevention of diabetes. Further, the invention relates to a nutritional composition comprising such fatty acid analogues.





PCT

WORLD INTELLECTUAL PROPERTY ORGANIZATION
International Bureau

INTERNATIONAL APPLICATION PUBLISHED UNDER THE PATENT COOPERATION TREATY (PCT)

<p>(51) International Patent Classification ⁶ : A61K 31/19, 31/20, A23L 1/29, C07C 327/06, 391/00</p>	A1	<p>(11) International Publication Number: WO 99/58122 (43) International Publication Date: 18 November 1999 (18.11.99)</p>
<p>(21) International Application Number: PCT/NO99/00136 (22) International Filing Date: 23 April 1999 (23.04.99) (30) Priority Data: PCT/NO98/00143 8 May 1998 (08.05.98) NO (71) Applicant (for all designated States except US): THIA MED-ICA AS [NO/NO]; Terje Moe, Kalfarveien 57B, N-5018 Bergen (NO). (72) Inventor; and (75) Inventor/Applicant (for US only): BERGE, Rolf [NO/NO]; Tjørnhaugen 50, N-5152 Bønes (NO). (74) Agent: AS BERGEN PATENTKONTOR; C. Sundtsgt. 36, N-5004 Bergen (NO).</p>		<p>(81) Designated States: AE, AL, AM, AT, AU, AZ, BA, BB, BG, BR, BY, CA, CH, CN, CU, CZ, DE, DK, EE, ES, FI, GB, GD, GE, GH, GM, HR, HU, ID, IL, IN, IS, JP, KE, KG, KP, KR, KZ, LC, LK, LR, LS, LT, LU, LV, MD, MG, MK, MN, MW, MX, NO, NZ, PL, PT, RO, RU, SD, SE, SG, SI, SK, SL, TJ, TM, TR, TT, UA, UG, US, UZ, VN, YU, ZA, ZW, ARIPO patent (GH, GM, KE, LS, MW, SD, SL, SZ, UG, ZW), Eurasian patent (AM, AZ, BY, KG, KZ, MD, RU, TJ, TM), European patent (AT, BE, CH, CY, DE, DK, ES, FI, FR, GB, GR, IE, IT, LU, MC, NL, PT, SE), OAPI patent (BF, BJ, CF, CG, CI, CM, GA, GN, GW, ML, MR, NE, SN, TD, TG).</p> <p>Published <i>With international search report. Before the expiration of the time limit for amending the claims and to be republished in the event of the receipt of amendments.</i></p>
<p>(54) Title: NOVEL FATTY ANALOGUES FOR THE TREATMENT OF DIABETES</p>		
<p>(57) Abstract</p> <p>The present invention relates to novel fatty acid analogues of the general formula (I): $\text{CH}_3\text{--[CH}_2\text{]}_m\text{--[X}_i\text{-CH}_2\text{]}_n\text{-COOR}$, as defined in the specification, which can be used for the treatment and/or prevention of diabetes. Further, the invention relates to a nutritional composition comprising such fatty acid analogues.</p>		

NOVEL FATTY ANALOGUES FOR THE TREATMENT OF DIABETES

The present invention relates to novel fatty acid analogues which can be used for the treatment and/or prevention of diabetes. Further, the invention relates to a nutritional composition comprising such fatty acid analogues.

BACKGROUND OF THE INVENTION

Diabetes mellitus and its complications are now considered to be the third leading cause of death in Canada and the United States, trailing only cancer and cardiovascular disease.

Treatment with modified fatty acids represent a new way to treat these diseases.

EP 345.038 and PCT/NO95/00195 describes the use of non- β -oxidizable fatty acid analogues.

It has now been found that these have broader area of applications.

Further, we have now synthesized and characterized novel fatty acid analogues which impose an effect on diabetes.

In feeding experiments with the fatty acid the results show that these compounds lower the adipose tissue mass and body weight, and are thus potent drugs for the treatment of obesity and overweight.

Further, we have shown that the fatty acid analogues are potent antidiabetic compounds, with a profound effect on the levels of glucose and insulin.

Further, the compounds have been proved to have an favourable effect on restenosis, and exhibit good anti-oxidative properties.

DIABETES

Diabetes mellitus and its complications are now considered
5 to be the third leading cause of death in Canada and the
United States, trailing only cancer and cardiovascular
disease. Although the acute and often lethal symptoms of
diabetes can be controlled by insulin therapy, the long-
term complications reduce life expectancy by as much as one
10 third. Compared with rates of incidence in nondiabetic
normal persons, diabetic patients show rates which are
increased 25-fold for blindness, 17-fold for kidney
disease, 5-fold for gangrene, and 2-fold for heart disease.

15 There are 2 major forms of diabetes mellitus. One is type I
diabetes, which is also known as insulin-dependent diabetes
mellitus (IDDM), and the other is type II diabetes, which
is also known as noninsulin-dependent diabetes mellitus
(NIDDM). Most patients with IDDM have a common pathological
20 picture: the nearly total disappearance of insulin-
producing pancreatic beta cells which results in hyper-
glycemia.

Considerable evidence has been accumulated showing that
25 most IDDM is the consequence of progressive beta-cell
destruction during an asymptomatic period often extending
over many years. The prediabetic period can be recognized
by the detection of circulating islet-cell autoantibodies
and insulin autoantibodies.

30 There is a need for a compound which would be nontoxic and
have no side effects but which would prevent clinical IDDM
and NIDDM.

35 Type I diabetes: severe diabetes mellitus, usually of
abrupt onset prior to maturity, characterized by low plasma

insulin levels, polydipsia, polyuria, increased appetite, weight loss and episodic ketoacidosis; also referred to as IDDM.

- 5 Type II diabetes: an often mild form of diabetes mellitus, often of gradual onset, usually in adults, characterized by normal to high absolute plasma insulin levels which are relatively low in relation to plasma glucose levels; also referred to as NIDDM.

10

Type I and II diabetes are in accordance with an etiologic classification considered as «primary» diabetes respectively.

15

Secondary diabetes comprises pancreatic, extrapancreatic/ endocrine or drug-induced diabetes. Further, some types of diabetes are classified as exceptional forms. These include lipoatrophic, myatonic diabetes, and a type of diabetes caused by disturbance of insulin receptors.

20

Considering the high prevalence of diabetes in our society and the serious consequences associated therewith as discussed above, any therapeutic drug potentially useful for the treatment and prevention of this disease could have a profound beneficial effect on their health. There is a need in the art for a drug that will reduce the concentration of glucose in the blood of diabetic subjects without significant adverse side effects.

25

30

It is therefore an object of the present invention to provide a treatment regimen that is useful in lowering the blood glucose and to treat a diabetic condition.

35

It is yet another object of the invention to provide a treatment regimen that is useful in lowering the concentration of insulin in the blood, and to increase the effect of the remaining insulin.

MECHANISMS OF ACTION

Minor modifications of natural fatty acids, sulphur,
selenium or oxygen replacing one or more of carbons in the
5 fatty acid backbone. The compounds defined by the formula I
have properties which give them a unique combination of
biological effects.

Tetradecylthioacetic acid (TTA) is most thoroughly studied
10 and we have shown several beneficial effects in various
test animals.

The studies have shown that TTA has properties very
similar to natural fatty acids, the main difference being
15 that TTA is not oxidised by the mitochondrial β -oxidation
system. However, the presence of compounds of the present
invention have been shown to increase the β -oxidation of
other (non-substituted fatty acids).

20 Administration of TTA to rats for 12 weeks nearly doubled
the hepatic and plasma content of monounsaturated fatty
acids (mainly oleic acid), while polyunsaturated fatty
acids (mainly linoleic acid and DHA) decreased. Thus the
compound of the present invention modifies the composition
25 of the lipids in various tissues. It is also shown that the
present compounds modifies the fat content, and it is
anticipated that the present compounds also will modify the
fat distribution.

30 Feeding moderate doses of TTA to animals like rats, mice,
rabbits and dogs decreased both plasma cholesterol and
triacylglycerol levels within days of treatment. We have
also shown the same effect for TSA, and compounds of the
present invention with Sulphur substituted in positions 5
35 or 7 have been shown to increase the β -oxidation and it is
thus anticipated that also these fatty acid analogous will
lower the plasma levels of triglycerides and cholesterol.

TTA and TSA are far more potent in this respect than polyunsaturated fatty acids like EPA.

As mentioned above, an important mechanism of action of 3-thia fatty acids is a significant increased mitochondrial fatty acid oxidation reducing the availability of fatty acids for esterification. The synthesis of triacylglycerol and cholesterol is reduced and the secretion of VLDL from the liver is decreased (10). This has the effect of reducing the production of LDL. All these effects seem to be at least partly mediated by peroxisome proliferator activated receptors (PPAR), ubiquitous transcription factors involved in the regulation of lipid metabolism. We have shown that TTA is a potent ligand of PPAR α , a transcription factor regulating the catabolism of fatty acids and eicosanoids, and a less potent ligand of PPAR γ , which is involved in the regulation of adipocyte differentiation.

Obesity is a common feature of non insulin dependent diabetes mellitus (NIDDM) and a risk factor for its development. NIDDM is often linked to hypertension, dyslipidemia, elevated levels of plasma free fatty acids and an increased risk of cardiovascular disease. NIDDM patients are characterised by resistance to insulin action on glucose uptake in peripheral tissues and dysregulated insulin secretion.

We have shown that TTA decrease hyperinsulinemia and markedly improved insulin action on glucose utilisation. TTA did also prevent diet-induced insulin resistance. In contrast to the prior known antidiabetic glitazones TTA did not increase body weight gain.

These effects may at least partly be explained by increased influx of fatty acids and enhanced fatty acid oxidation in the liver. The data thus suggest a role for TTA in both lipid and glucose homeostasis in vivo.

As clearly shown in the experimental section the compounds of the present invention inhibit an increase in the body weight and adipose tissue mass of animals given either a high fat or a high sucrose diet. This make the compounds of the present invention very suitable as pharmaceutical and/or nutritional agents for the treatment of obesity, i.e. the compounds can be used as a slimming agent to provide a body weight or adipose tissue weigh reduction.

10

Further the compounds of the present invention can be used as an anti-diabetic drug by reducing the concentration of glucose in the blood. We have also shown that the compounds of the present invention reduce the plasma concentration of insulin in hyperinsulineamic animals. For animals which possesses a reduces sensitivity to insulin, the compounds of the present invention have been shown to strengthen the effect of endogenous insulin.

15

The term «metabolic syndrome» is used to describe a multimetabolic syndrome which is *inter alia* characterised by hyperinsulinemia, insulin resistance, obesity, glucose intolerance, Type 2 diabetes mellitus, dyslipidemia or hypertension.

25

As indicated above the compounds of the present invention have been shown to provide a positive effect on all the conditions mentioned above, i.e. by regulating both the glucose and lipid homeostasis, and thus it is anticipated that the compounds of the present invention will be suitable agents for the regulation of the above defined metabolic disease (sometimes called syndrome X).

30

DETAILED DESCRIPTION OF THE INVENTION

The present invention discloses that modified fatty a The present invention discloses that modified fatty acid
 5 analogous at non-cytotoxic concentrations can be used for the treatment and/or prevention of obesity, hypertension and fatty liver.

The present invention relates to the use of fatty acid
 10 analogues of the general formula (I):



- 15 - wherein n is an integer from 1 to 12, and
- wherein m is an integer from 0 to 23, and
- wherein i is an odd number which indicates the position relative to COOR, and
- 20 - wherein X_i independent of each other are selected from the group comprising O, S, SO, SO₂, Se and CH₂, and
- 25 - wherein R represents hydrogen or C₁-C₄ alkyl,
- with the proviso that at least one of the X_i is not CH₂,
- 30 or a salt, prodrug and complex thereof, for the preparation of a pharmaceutical composition for the treatment and/or prevention of diabetes.

In particular, the invention relates to the use of a
 35 compound of the general formula I, wherein the diabetes is type I diabetes.

A preferred embodiment of the invention relates to the use of a compound of the general formula I, wherein the diabetes is type II diabetes.

5 Still further embodiments relates types of diabetes selected from the group comprising secondary diabetes such as pancreatic, extrapancreatic/endocrine or drug-induced diabetes, or exceptional forms of diabetes such as lipoatrophic, myatonic or a diabetes caused by disturbance
10 of insulin receptors.

One embodiment of the invention is the use of a compound of formula I wherein $m \geq 13$.

15 A presently preferred embodiment of the invention comprises the formula I, wherein $X_{i=3}$ is selected from the group consisting of O, S, SO, SO₂ and Se, and wherein $X_{i=5-25}$ is CH₂.

20 Tetradecylthioacetic acid (TTA) and Tetradecylselenoacetic acid (TSA), i. e. $X_{i=3}$ is Sulphur and Selenium, respectively is presently preferred compounds.

Still a further aspect of the invention relates to the use
25 a compound of the formula I for the preparation of a pharmaceutical composition for the treatment and/or prevention of the multi metabolic syndrome termed «metabolic syndrome» which is *inter alia* characterised by hyperinsulinemia, insulin resistance, obesity, glucose
30 intolerance, Type 2 diabetes mellitus, dyslipidemia and/or hypertension.

A further aspect of the invention relates to a method for the treatment or prevention of a diabetic condition, said
35 method comprising the step of administering to an animal in

need thereof an effective amount of fatty acid analogues of the general formula (I):



- wherein n is an integer from 1 to 12, and

- wherein m is an integer from 0 to 23, and

10

- wherein i is an odd number which indicates the position relative to COOR, and

15

- wherein X_i independent of each other are selected from the group comprising O, S, SO, SO₂, Se and CH₂, and

- wherein R represents hydrogen or C₁-C₄ alkyl,

20

- with the proviso that at least one of the X_i is not CH₂,

or a salt, prodrug or complex thereof.

25 In accordance with the method indicated above, preferred embodiments are as follows:

- said animal is a human.

30

- said animal is an agricultural animal, such as gallinaceous birds, bovine, ovine, caprine or porcine mammals.

- said animal is a domestic or pet animal, such as dog or cat.

35

The treatment involves administering to a patient in need of such treatment a therapeutically effective concentration

which is maintained substantially continuously in the blood of the animal for the duration of the period of its administration.

5 Further, the invention relates to a pharmaceutical composition for the prevention and/or treatment of a diabetic condition. Preferably, the pharmaceutical composition comprises in admixture with the fatty acid analogues a pharmaceutically acceptable carrier or
10 excipient.

Further the invention relates to methods for treatment and/or prevention of hyperglycaemia, hyperinsulinemia or reduced sensitivity to insulin, said method comprising the
15 step of administering to an animal in need thereof an effective amount of fatty acid analogues of the general formula (I).

The invention also relates to a nutritional composition
20 comprising an amount of fatty acid analogues of the general formula (I): effective to reduce, or to prevent an increase in the concentration of glucose in the blood of a human or non-human animal.

25 The invention also relates to novel fatty acid analogous of the formula I



30

- wherein n is an integer from 1 to 12, and

- wherein m is an integer from 0 to 23, and

35

- wherein i is an odd number which indicates the position relative to COOR, and

- wherein X_j independent of each other are selected from the group comprising O, S, SO, SO₂, Se and CH₂, and

5 - wherein R represents hydrogen or C₁-C₄ alkyl,

- with the proviso that at least one of the X_j is not CH₂,

10 or a salt, prodrug or complex thereof.

FIGURE LEGENDS

Figure 1 shows the effect of TTA on weight gain for rats
15 given a high fat diet.

Figure 2 shows the effect of TTA on weight gain for rats given a high sucrose diet.

20 Figure 3 shows that TTA treatment prevents high fat diet induced hyperinsulinemia.

Figure 4 shows that TTA treatment prevents high fat diet induced insulin resistance.

25 Figure 5 shows that TTA treatment reduces blood insulin and glucose concentrations in 5 week old Zucker (fa/fa) rats.

Figure 6 shows that TTA treatment reduces blood insulin and
30 glucose concentrations in 4 month old Zucker (fa/fa) rats (Figure 5B).

Figure 7 shows that TTA treatment decreases the plasma insulin response to glucose.

35 Figure 8 shows that TTA increases the mitochondrial β -oxidation.

ADMINISTRATION OF THE COMPOUNDS OF THE PRESENT INVENTION

As a pharmaceutical medicament the compounds of the present invention may be administered directly to the animal by any
5 suitable technique, including parenterally, intranasally, orally, or by absorption through the skin. They can be administered locally or systemically. The specific route of administration of each agent will depend, e.g., on the medical history of the animal.

10

Examples of parenteral administration include subcutaneous, intramuscular, intravenous, intraarterial, and intraperitoneal administration

15 As a general proposition, the total pharmaceutically effective amount of each of the compounds administered parenterally per dose will preferably be in the range of about 5 mg/kg/day to 1000 mg/kg/day of patient body weight, although, as noted above, this will be subject to a great
20 deal of therapeutic discretion. For TTA it is expected that a dose of 100 - 500 mg/kg/day is preferable, and for TSA the dosage could probably in the range of from 10 to 100 mg/kg/day.

25 If given continuously, the compounds of the present invention are each typically administered by 1-4 injections per day or by continuous subcutaneous infusions, for example, using a mini-pump. An intravenous bag solution may also be employed. The key factor in selecting an
30 appropriate dose is the result obtained, as measured by decreases in total body weight or ratio of fat to lean mass, or by other criteria for measuring control or prevention of obesity or prevention of obesity-related conditions, as are deemed appropriate by the practitioner.

35

For parenteral administration, in one embodiment, the compounds of the present invention are formulated generally by mixing each at the desired degree of purity, in a unit

dosage injectable form (solution, suspension, or emulsion),
with a pharmaceutically acceptable carrier, i.e., one that
is non-toxic to recipients at the dosages and
concentrations employed and is compatible with other
5 ingredients of the formulation.

Generally, the formulations are prepared by contacting the
compounds of the present invention each uniformly and
intimately with liquid carriers or finely divided solid
10 carriers or both. Then, if necessary, the product is shaped
into the desired formulation. Preferably the carrier is a
parenteral carrier, more preferably a solution that is
isotonic with the blood of the recipient. Examples of such
carrier vehicles include water, saline, Ringer's solution,
15 and dextrose solution. Non-aqueous vehicles such as fixed
oils and ethyl oleate are also useful herein, as well as
liposomes.

The carrier may suitably contains minor amounts of
20 additives such as substances that enhance isotonicity and
chemical stability. Such materials are non-toxic to
recipients at the dosages and concentrations employed, and
include buffers such as phosphate, citrate, succinate,
acetic acid, and other organic acids or their salts;
25 antioxidants such as ascorbic acid; immunoglobulins;
hydrophilic polymers such as polyvinylpyrrolidone; amino
acids, such as glycine, glutamic acid, aspartic acid, or
arginine; monosaccharides, disaccharides, and other carbo-
hydrates including cellulose or its derivatives, glucose,
30 mannose, or dextrans; chelating agents such as EDTA; sugar
alcohols such as mannitol or sorbitol; counterions such as
sodium; and/or non-ionic surfactants such as polysorbates,
poloxamers, or PEG.

35 For oral pharmacological compositions such carrier material
as, for example, water, gelatine, gums, lactose, starches,
magnesium-stearate, talc, oils, polyalkene glycol,
petroleum jelly and the like may be used. Such

pharmaceutical preparation may be in unit dosage form and may additionally contain other therapeutically valuable substances or conventional pharmaceutical adjuvants such as preservatives, stabilising agents, emulsifiers, buffers and the like. The pharmaceutical preparations may be in conventional liquid forms such as tablets, capsules, dragees, ampoules and the like, in conventional dosage forms, such as dry ampoules, and as suppositories and the like.

10

The treatment with the present compounds may occur without, or may be imposed with, a dietary restriction such as a limit in daily food or calorie intake, as is desired for the individual patient.

15

In addition, the compounds of the present invention are appropriately administered in combination with other treatments for combatting or preventing obesity.

20 The invention will be more fully understood by reference to the following examples. They should not, however, be construed as limiting the scope of the invention.

25 EXPERIMENTAL SECTION

METHODS

Obese Zucker (fa/fa) rats.

30 The obese Zucker (fa/fa) rats used in this study were bred at the U 465 INSERM animal facility from pairs originally provided by the Harriet G. Bird Laboratory (Stow, MA, USA). Unless otherwise stated, the animals were maintained under a constant light-dark cycle (light from 7:00 a.m. to 7:00 p.m.) at 21 ± 1 C° and were given free access to food and water. Three rats were housed per cage. Weight gains were recorded daily.

35

Wistar rats

Male Wistar Charles River rats weighing 280-358 were purchased from AnLab Ltd. (Prague, Czech Republic) and housed in wire-mesh cages in a temperature (22±1 °C) and light-controlled (light from 7.00 a.m. to 7.00 p.m.) room. They were given free access to chow and water. Three rats were housed per cage. Weight gain and food intake were recorded daily.

10 Diets (given in weight %) used in the feeding experimentsStandard chow diet:

Rats were fed a Standard Laboratory Rat Chow ST1 from Velaz, Prague, Czech Republic.

High sucrose diet (HS)

50,3% sucrose, 4,8% gelatin, 3,2% hay, 2,3% vitamins and minerals, 8,7% yeast, 8,7% dried milk, 12,3% casein, 9% beef tallow, 1% sunflower oil.

HS + TTA: Same as HS + 0,3 % TTA dissolved in the beef tallow.

HS + fish oil (FO): Beef tallow and sunflower oil is replaced by 10% Triomar. Triomar is from Pronova Biocare, Norway and contains 33,4 % EPA, 3,1% DPA and 20,2% DHA.

High fat (HF): 1,9% gelatin, 5,7% wheat bran, 7,7% vitamins and minerals, 25,4% corn starch, 25,7% casein, 26,8% beef tallow and 7,1 % sunflower oil.

HF + TTA: Same + 0,4% TTA dissolved in the beef tallow.

HF + FO: 10% beef tallow is replaced by 10% Triomar.

Intravenous glucose tolerance tests

35 Male Zucker (fa/fa) rats (5 weeks old) were anaesthetised after a 5-hours fast, by intraperitoneal injection of sodium pentobarbital (50 mg/kg). The rats were injected

with glucose (0.55 g/kg) in the saphenous vein and blood samples were collected from the tail vein in heparinized tubes at time 0, 5, 10, 15, 20 and 30 minutes after the glucose load. Samples were kept on ice, centrifuged and plasma was stored at -20 °C until analysis.

Hyperinsulinemic euglycemic clamp.

After 21 days on their respective diets (see above), the rats were anaesthetised by injection of xylazine hydrochloride (Rometar SPOFA, Prague, Czech Republic; 10 mg/ml) and ketamine hydrochloride (Narkamon SPOFA, Prague, Czech republic; 75 mg/ml), and fitted with chronic carotid artery and jugular vein cannulas as described by Koopmans et al. (Koopmans, S.J., et al., Biochim Biophys Acta, 1115, 2130-2138 1992.). The cannulated rats were allowed to recover for two days after surgery before the clamping studies which were carried out according to Kraegen et al. (Kraegen, E. W., et al., Am J Physiol, 248, E353-E362 1983.). Thus, on the third day after surgery, unrestrained conscious rats were given a continuous infusion of porcine insulin (Actrapid, Novo Nordisk, Denmark) at a dose of 6.4 mU per kg per min to achieve plasma insulin levels in the upper physiological range. The arterial blood glucose concentration was clamped at the basal fasting level, by variable infusion of a 30 % w/v glucose solution (Leciva, Prague, Czech Republic). Blood samples for determination of plasma glucose and insulin concentrations were obtained every 15 minutes from the start of the glucose infusion. After 90 minutes, the rats were disconnected from the infusions and immediately decapitated, blood was collected for plasma separation, liver and epididymal adipose tissue pads were dissected out and weighed.

Measurement of plasma parameters

Glucose (GLU, Boehringer Mannheim, Germany), free fatty acids (NEFA, C ACS-ACOD kit; Wako Chemicals, Dalton, USA) and b-hydroxybutyrate (310-A kit; Sigma Diagnostics Inc., St. Louis, USA) concentrations were measured using

enzymatic methods. Insulin concentrations were determined with radioimmunoassay by (CIS bio International, Gif sur Yvette, France) using rat insulin as standard in the Zucker rats. In the Wistar Charles River rats, plasma glucose concentrations were measured with the aid of Beckman Glucose Analyzer (Fullerton, CA, USA). Plasma insulin levels were measured using a RIA kit from Linco Research Inc. (St. Charles, MO, USA). Phospholipids were measured by the enzymatic method of bioMérieux, Marcy-l'Etoile, France, Triacylglycerol by the Technicon Method no. SA4-0324L90, USA and Cholesterol by the Technicon Method no. SA4-0305L90, USA.

Preparation of post-nuclear and mitochondrial fractions and measurement of enzyme activities

Freshly isolated livers from individual old Zucker rats, were homogenised in ice-cold sucrose buffer (0.25 M sucrose, 10 mM HEPES (pH 7.4) and 2 mM EDTA). Post-nuclear and mitochondrial fractions were prepared using preparative differential centrifugation according to DeDuve *et al.* (De Duve, C., *et al.*, *Biochem. J.*, 60, 604-617 1955.) Modifications, purity and yield were as described earlier (Garras, A., *et al.*, *Biochim. Biophys. Acta*, 1255, 154-160 1995.). Acid soluble products were measured in post-nuclear and mitochondrial enriched fractions, using [1-¹⁴C]-palmitoyl-CoA and [1-¹⁴C]-palmitoyl-L-carnitine (Radiochemical Centre, Amersham, England) as substrates as described earlier (Willumsen, N., *et al.*, *J. Lipid Res.*, 34, 13-22 1993. Carnitine palmitoyltransferase-I and -II activities were measured in the post-nuclear and mitochondrial fractions essentially as described by Bremer (Bremer, J., *Biochim. Biophys. Acta*, 665, 628-631 1981.) and 3-hydroxy-3-methylglutharyl-CoA synthase was measured according to Clinkenbeard *et al.* (Clinkenbeard, K. D., *et al.*, *J. Biol. Chem.*, 250, 3108-3116 1975.) in the mitochondrial fractions.

RNA analysis

RNA extraction (Chomczynski, P., et al., *Anal. Biochem.*, 162, 156-159 1987.), Northern blot analysis and slot
5 blotting of RNA onto nylon filters, and hybridisation to immobilised RNA were performed as earlier described (Vaagenes, H., et al., *Biochem. Pharmacol.*, 56, 1571-1582 1998.). The following cDNA fragments were used as probes:
CPT-I, (Esser, V. et al., *J. Biol. Chem.*, 268, 5817-5822
10 1993), CPT-II (Woeltje, K. F., et al., *J. Biol. Chem.*, 265, 10720-10725 1990.), 3-hydroxy-3-methylglutharyl-CoA synthase (Ayté, J., et al., *Proc. Natl. Acad. Sci. USA.*, 87, 3874-3878 1990.), and hormone sensitive lipase (Holm, C., et al., *Biochim. Biophys. Acta*, 1006, 193-197 1989.).
15 The relative levels of RNA expression were estimated as the amounts of radioactive probe hybridised to the respective levels of 28S rRNA.

RESULTS

Example 1. Preparation and characterisation of the compound5 a) Synthesis of the novel compounds

Fatty acids with the heteroatom in variable positions were synthesized according to the general description for 3-substituted analogues (see below) with the following
10 modification:

Alkyl-Hal was replaced by Alcanoic-Hal and HS-CHCOOR was replaced by alkyl-SH.

15 The following fatty acid analogues have been prepared and characterised:

<u>Compound</u>	<u>Reactants</u>	<u>Melting-</u> <u>point</u> (°C)
Dodecanylthiobutanoic acid	4-bromobutanoic acid + dodecanylthiol	54-55
Decanylthiohexanoic acid	6-bromohexanoic acid + decanylthiol	50-51
Octanylthiooctanoic acid	8-bromooctanoic acid + octanylthiol	39-40

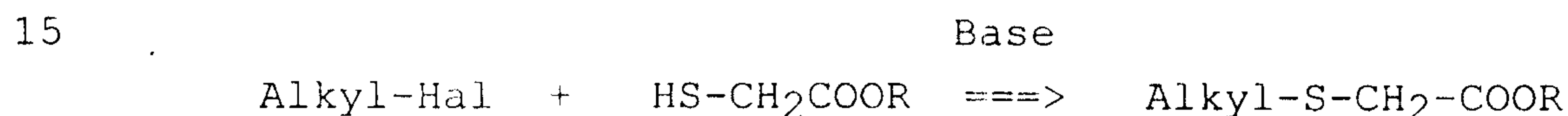
Purification of products as described below. Purity > 95%.
20 Structure was verified by mass spectrometry.

b) The synthesis of the 3-substituted fatty acid analogous

5 The compounds used according to the present invention wherein the substituent $X_{i=3}$ is a sulphur atom or selenium atom may be prepared according to the following general procedure:

10 X is a sulphur atom:

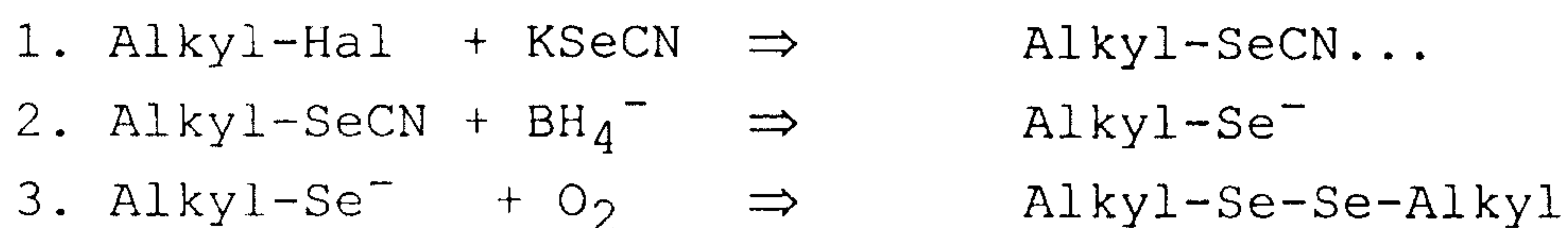
The thio-substituted compound used according to the present invention may be prepared by the general procedure indicated below:



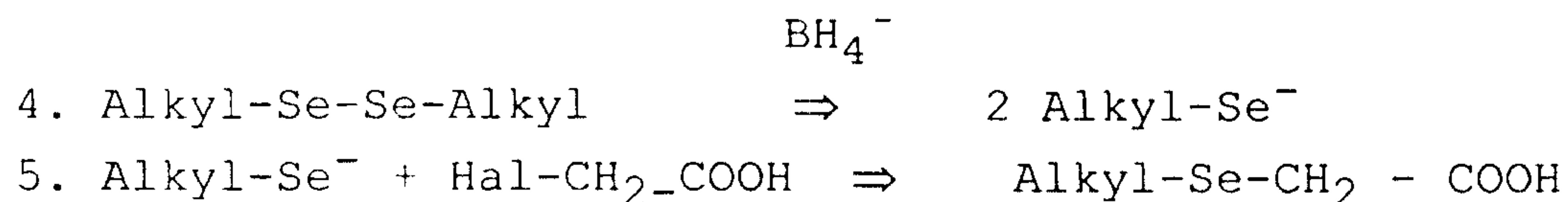
The sulphur-compound, namely, tetradecylthioacetic acid (TTA), $(\text{CH}_3-(\text{CH}_2)_{13}\text{-S-CH}_2\text{-COOH})$ was prepared as shown in
20 EP-345.038.

X is a selenium atom:

the seleno-substituted compound used according to the present invention may be prepared by the following general
25 procedure



30 This compound was purified by carefully crystallisation from ethanol or methanol.



35

The final compound, e.g. when alkyl is tetradecyl, $(\text{CH}_3-(\text{CH}_2)_{13}\text{-Se-CH}_2\text{-COOH})$ (tetradecylselenioacetic acid (TSA)) can be purified by crystallisation from diethyl

ether and hexane. This product may be fully characterised by NMR, IR and molecular weight determination.

The methods for the synthesis and isolation of these Sulphur and Selenium compounds, and the compound wherein X of formula I is Oxygen (O), Sulphur-I-oxide (SO) and Sulphurdioxide (SO₂) are described in European Patent No. 345.038, and International Patent Application No. WO 97/03663.

10

Example 2

Toxicity study of TTA

15 A 28 days toxicity study in dogs according to GLP guidelines has been performed by Corning Hazleton (Europe), England. Oral administration of TTA at dose levels up to 500 mg/kg/day was generally well tolerated. Some lipid related parameters were lowered in the animals given high
20 dosages. This is consistent with the pharmacological activity of TTA.

The dose level of 500 mg/kg/day also elicited body weight loss. There was no evidence of toxicity at dose levels of
25 50 or 500 mg/day/kg.

Tests for mutagenic activity have been performed by Covance Laboratories Limited, England. It was concluded that TTA and TSA did not induce mutations in strains of Salmonella typhimurium and Escherichia coli. Furthermore, TTA was not
30 mutagenic when tested in mouse lymphoma cells and L5178Y.

The concentration of the compounds tested in S. typhimurium and E. coli 3-1000 mg/plate (TTA) 2-5000 mg/plate (TSA). In
35 mouse lymphoma cells, L5178Y, the concentration was 2,5 - 50 mg/ml.

TSA and TSA were found not to be mutagenic in these tests. TSA and TTA have been tested for chromosomal aberrations in cultured chinese hamster ovary cells and no aberrations
5 were induced by the doses tested (12-140 mg/ml).

The compounds of the present invention are therefore potentially useful as pharmaceutical compounds in this respect.

10

Example 3.

TTA induces a lipid lowering effect in obese animals

15 Male obese Zucker fa/fa rats, weighing 100 g at the start of the experiment, were housed in pairs in metal wire cages in a room maintained at 12 h light-dark cycles and a constant temperature of 20 ± 3 °C. The animals were acclimatized for at least one week under these conditions before the
20 start of the experiment.

TTA (tetradecylthioacetic acid) prepared in accordance with procedure described previously, and palmitic acid (control), was suspended in 0.5% (w/v) carboxymethyl cellulose (CMC). Six animals were used in both groups. TTA
25 (tetradecylthioacetic acid) and palmitic acid were administered at a dose of 300 mg/day/kg body weight, by gastric intubation (gavage) once daily for 10 days. The rats were fasted for 2 hours before termination of the experiment.
30 Blood and organs were collected. Lipid concentrations in plasma were determined using an autoanalyzer, as described in the method section. Results obtained are reported in Table 1.

TABLE 1.

Effect of TTA on lipid levels in obese Zucker fa/fa rats.

5

Decreased lipid level in plasma (% of control)			
	Triglycerides	Cholesterol	Phospholipids
TTA	72	73	71

The results clearly demonstrates that the TTA decreases the levels of triglycerides, cholesterol and phospholipid in the plasma.

10

Example 4

TTA and TSA induce a lipid lowering effect in normal animals (Wistar rats)

15

Male Wistar rats, weighing 180-200 g at the start of the experiment, were housed individually in metal wire cages in a room maintained at 12 h light-dark cycles and a constant temperature of 20 ± 3 °C. The animals were acclimatised for one week under these conditions before the start of the experiments.

20

TTA, TSA and eicosapentaenoic acid (EPA) were suspended in 0,5% (w/v) carboxymethyl cellulose (CMC). Six animals were used for each treatment, and a 0,5% CMC solution was administrated to the rats as control. After administration of the test compound, the rats were fasted for 12 hours and anaesthetised with haloethan. The EPA and the fatty acid derivatives were administered by gastric intubation (gavage) once daily for 7 days. Blood samples were collected by cardiac puncture, and lipid concentrations in plasma were determined as outlined in the method section. The results are given in table 2

25

30

Table 2

Effect of TTA, TSA and EPA - on plasma lipid levels in rats.

5

Compound	Dose mg/day/kg body weight	Plasma lipids (% reduction of control)	
		tri- glycerides	cholesterol
TSA	15	25	20
EPA	1500	20	18
TTA	150	45	30

Table 2 shows that TTA exhibits a good lipid lowering effect in blood of rats. It will appear that a 100 times greater dose of the EPA is necessary to obtain the same decrease in the plasma lipid concentration as obtained for TSA. Moreover, the substituted fatty acid compounds of the present invention are much more effective than pure EPA and fish oil in lowering plasma lipids. Therefore they are potentially useful as medical compounds.

15

Example 5.

TTA influence on high fat diets fed to Wistar Charles River rats

20 Male Wistar Charles River rats (280-360 g) were fed 3 different diets (see methods) for 3 weeks *ad libitum*. Afterwards, they were killed by decapitation, liver and epididymal adipose tissue pads were dissected out and weighed.

25

Feeding the Wistar rats the high fat diet thus increased the epididymal and retroperitoneal fat pad weight. TTA treatment prevented the increase in adipose tissue mass and

this effect was independent of food consumption, which was identical (high fat: 15.1 ± 1.1 vs. high fat + TTA: 14.8 ± 1.3 g/rat/day).

5

Table 3

Influence of high fat diets with and without TTA supplement for three weeks on body weight gain, liver weight and adipose tissue weights in high fat diet fed Wistar Charles River rats.

10

Parameters	Standard chow diet	High fat diet	High fat diet
		- TTA	+ TTA
Epididymal adipose tissue (g)	3.0 ± 0.1	5.3 ± 0.3	3.1 ± 0.2
Epididymal adipose tissue/body weight (%)	0.8 ± 0.03	1.3 ± 0.1	1.0 ± 0.1
Retroperitoneal adipose tissue (g)	2.2 ± 0.2	5.5 ± 0.3	2.7 ± 0.2
Retroperitoneal adipose tissue / body weight (%)	0.6 ± 0.1	1.4 ± 0.1	0.8 ± 0.05

Data are given as means \pm SEM.

Example 6.

TTA decreases the total body weight of normal rats

15

2 groups of 6 male Wistar Rats were randomly selected, and studied for weight development over a period of 12 week. The body weight of each Wistar rat was measured at the start of the experiment. All animals in both groups received individually the same amount of food (nutrition) during the experimental period of 12 weeks. All animals in one of the groups were orally administrated with the

20

medicament comprising TTA. The other group was the control group (CMC). After the 12 week period the body weight of rats were measured again.

- 5 The results given in table 4 show that oral administration of TTA leads to significant weight loss.

Table 4

10

Effect of TTA on body weight of male Wistar rats after 12 weeks of treatment.

	Body weight gain
control (rats not treated with TTA)	293 \pm 27
TTA	234 \pm 20

15

Example 7.

TTA influence on high fat diets fed to Wistar Charles River rats

20

Figure 1 shows the cumulated values for weight gain (g)/total food eaten (g) over 3 weeks. The values were calculated by taking the daily average weight gain and dividing it by the average amount of food eaten that day. See method section for the abbreviations and the

25

specification of the diets.

The composition of the diets are given in the method section.

Example 8.

TTA influence on high sucrose diets fed to Wistar Charles
River rats

5

Figure 2 shows the cumulated values for weight gain (g)/total food eaten (g) over 3 weeks. The values were calculated by taking the daily average weight gain and dividing it by the average amount of food eaten that day.

10 See method section for the abbreviations and the specification of the diets.

The composition of the diets are given in the method section.

15

Example 9.

Influence of TTA on body weight gain, liver and adipose
tissue weight in obese animals

20 The TTA was also tested for its effect on liver and adipose tissue weight. The results are indicated in table 5.

25 5 week-old male obese Zucker (fa/fa) rats fed with TTA, 300/kg/day suspended in 0.5 % CMC. Control animals received CMC only. Following 11 days of treatment, rats were killed by cervical dislocation, liver and epididymal adipose tissue pads were dissected out and weighed. Data are means \pm SD of 6 animals in the control- and 6 animals in the experimental group.

Table 5

5 Influence of TTA on body weight gain, liver and adipose tissue weights in young obese Zucker (fa/fa) rats.

Parameters	Control	Treated
Liver weight (g)	7.79 ± 0.26	10.6 ± 0.70
Epididymal adipose tissue/body weight %	0.98 ± 0.02	0.78 ± 0.02
Body weight gain (g/day)	5.91 ± 0.37	6.23 ± 0.28

Example 10.

10 TTA induces a weight reduction in dogs

3 male dogs (4-6 months old) were housed singly during the days. Each animal was offered 400g of SQC Diet A each morning after dosing and any residue diet was removed in the afternoon. The drug was administered orally in capsules once daily for 28 days.

Table 6.

20 Mean body weights of male dogs treated with 500 mg/kg/day TTA for 4 weeks.

Week	0	1	2	3	4
Body weight (kg)	9,22±1,77	8,95±1,61	8,75±1,58	8,58±1,66	8,50±1,74

Example 11.TTA treatment prevents HF diet induces hyperinsulinemia in normal rats

5

Rats weighing 280-360 g were divided into 3 groups (n= 6) and fed with three different diets: standard rat chow, high fat diet (HF) and HF supplemented with TTA. After 21 days on their respective diets, blood was collected after an overnight fast from the tail vein. The data are shown as mean \pm SEM. Results were analysed by ANOVA and different letters denote statistical significance ($p < 0.05$).

10

Figure 3 shows that the TTA treatment prevents high fat diet-induced hyperinsulinemia in Wistar Charles River rats.

15

Example 12TTA treatment prevents HF diet induced insulin resistance in normal rats

20

Rats weighing 330 ± 20 g were divided into 3 groups (n=9) and fed with three different diets: standard rat chow, high fat diet (HF) and HF supplemented with TTA. After 21 days on their respective diets, a 90 min euglycemic hyperinsulinemic clamp was performed in unrestrained conscious animals as described under Materials and Methods. The glucose infusion rate (GIR) was determined from the period of the clamp where glycemia got stabilised, i.e. between 45-90 minutes after clamp commencement. The data are presented as mean \pm SEM.

25

30

An euglycemic hyperinsulinemic clamp protocol was set up to test whether dietary TTA intake would improve the high fat feeding-induced impairment of insulin action in the rat. The 90 min euglycemic hyperinsulinemic clamp resulted in plateau levels of plasma glucose and plasma insulin which were not different in the three groups studied. There was a

35

significant reduction in the exogenous glucose infusion rate (GIR) required to maintain euglycemia in the HF group (figure 4) compared to the standard diet fed Wistar rats. Interestingly, the TTA supplementation of the HF diet
5 prevented development of insulin resistance in these rats as evidenced by a fully normal GIR. This indicates a beneficial effect of TTA on insulin action *in vivo*.

Figure 4 shows that TTA treatment prevents high fat diet-
10 induced insulin resistance in Wistar Charles River rats.

Example 13

The effect of TTA on the plasma levels of insulin and
15 glucose in obese animals

5 weeks old Zucker (fa/fa) rats

As shown in figure 5, the TTA treatment reduced the blood
20 insulin concentration by almost 40%, whereas the blood concentration of glucose was reduced approximately by 15%.

The rats were administered TTA at a dose of 300 mg/kg/day suspended in 0.5 % CMC (n=6) by oral gavage. Following 11
25 days of treatment, rats were killed by cervical dislocation. Blood was collected and the levels of insulin and glucose measured as indicated in the method section. Data are means \pm S.D.

30 According to Zucker, L.M. et al. (Sparks, J. D. et al, Metabolism, 47, 1315-1324 1998.), these young animals have not developed hyperglycemia.

4 month old obese Zucker (fa/fa) rats

35

Figure 6 shows the effect on TTA on the levels of blood insulin and glucose in 4 month old Zucker (fa/fa) rats,

i.e. rats which have developed hyperglycaemia (Sparks, J. D. et al, Metabolism, 47, 1315-1324 1998.),.

5 The rats were given a standard chow diet, either with (n=5) or without (n=6) 0.15% TTA. Following 21 days of treatment, blood was collected and the levels of insulin and glucose measured. Data are means \pm S.D.

10 Example 15.

TTA treatment decreases the plasma insulin response to glucose

15 To investigate whether TTA treatment resulted in an improvement of insulin action on glucose utilisation, an intravenous glucose tolerance test (IVGTT) were performed. In the 5 weeks old Zucker (fa/fa) rats, TTA treatment resulted in a significantly lower plasma insulin response to glucose (Figure 7A). The IVGTT glucose curves were
20 normal and comparable between TTA treated and control rats (Figure 7B).

Example 16

25 The effect of TTA on mitochondrial β -oxidation

30 Obese Zucker (fa/fa) rats were given a standard chow either with (n=6) or without (n=5) 0.15% TTA. Following 21 days of treatment, rats were killed by cervical dislocation and the livers were removed. Mitochondrial fractions were isolated from individual livers. Fatty acid oxidation rates were measured using [1-¹⁴C]-palmitoyl CoA or [1-¹⁴C]-palmitoyl-L-carnitine as substrates (A) CPT-I (B) and CPT-II (C) were measured in the mitochondrial fractions. RNA
35 purification and hybridisation experiments were performed. The relative mRNA levels were determined by densitometric scanning of the autoradiograms and the different mRNA levels were normalised to the respective 28S rRNA and the

means for the controls were set to 1. Formation of acid soluble products in control obese animals was 1.3 ± 0.7 and 5.3 ± 2.2 nmol/g liver/min using palmitoyl-CoA and palmitoyl-L-carnitine as substrates respectively. The CPT-I activity in control rats were $22. \pm 4.9$ nmol/g liver /min., and the CPT-II activity in control rats were 270 ± 115 nmol/g liver/min. Values are expressed as the mean \pm S.D.

The TTA administration increased plasma concentrations of ketone bodies, resulting in a marked decrease in the FFA/ketone body ratio (Table 7). These data indicate that TTA treatment of 4 month old obese Zucker (fa/fa) rats increased hepatic mitochondrial β -oxidation and ketogenesis. Indeed, TTA treatment of obese Zucker (fa/fa) rats increased liver fatty acid oxidation more than 7-fold as measured with palmitoyl-CoA and palmitoyl-L-carnitine as substrates (Figure 8A). This induction of β -oxidation was accompanied by an increase of activity and mRNA levels of both CPT-I (Figure 8B) and CPT-II (Figure 8C). Additionally, the activities of the rate-limiting enzymes in ketogenesis were increased (Table 7).

TABLE 7.

Influence of TTA on plasma free fatty acids (FFA) and ketone bodies (4-hydroxy butyrate) concentration in old obese Zucker rats.

	FFA (mEq/L)	4-OH butyrate (mmol/L)	FFA/ketone ratio	HMG-CoA synthase activity (nmol/min/mg protein)
Control	0.76 ± 0.13	1.97 ± 0.33	0.40 ± 0.10	13 ± 4
TTA	0.53 ± 0.21	3.44 ± 1.37	0.17 ± 0.09	27 ± 6

Data are means \pm SD of six animals in both the control- and the experimental group. Free fatty acids (FFA) and ketone

bodies (4-hydroxy butyrate) were measured in plasma and 3-hydroxy-3-methylglutaryl (HMG) -CoA synthase activities were measured in mitochondrial fractions prepared from the liver from 21 week-old male obese Zucker (fa/fa) rats given
5 either a standard diet (control) or a standard diet enriched with 0.15% TTA for 15 days.

Example 17

10 The effect of TTA on hepatic levels of triacylglycerol

The significant increased mitochondrial fatty acid oxidation caused by TTA will reduce the availability of fatty acids for esterification. The synthesis of tri-
15 acylglycerol and cholesterol is thus reduced, and the secretion of VLDL from the liver is decreased. This is reflected in a decreased level of triacylglycerol in the liver, reduced plasma triacylglycerol, and reduced adipose tissue mass. Basal and total lypolysis are not changed
20 (data not shown) and the ratio between plasma free fatty acids and ketone bodies is decreased (data not shown). This indicates an increased flux of fatty acids from the peripheral tissues to the liver for oxidation.

Even an increased hepatic level of triacylglycerol may
25 be relieved by TTA. Feeding rats with an inhibitor of fatty acid oxidation will increase the level of hepatic triacylglycerol resulting in fatty liver. Tetradecyl-4-thia propionic acid (TTP) is a fatty acid analogue with a sulphur atom in the 4 position. This analogue inhibits the
30 β -oxidation of fatty acids due to the formation of a mitochondrial inhibitor. Feeding rats with this analogue results in the formation of fatty. However, if the rats are fed with a combination of TTA and TTP, the formation of fatty liver is avoided (Table 8). This provides evidence
35 that TTA may be used for the treatment of conditions with an increased hepatic level of triacylglycerol.

Male Wistar rats had free access to water and rat maintenance chow. They were fed palmitic acid or fatty acid analogues suspended in 0,5% CMC for 6 days. In some experiments TTA or TTP were fed for 3 days before feeding both for 6 days. At the end of the experiment the rats were fasted overnight, killed, the liver removed and homogenized. Triacylglycerol was measured in the homogenate.

10

Table 8

Hepatic levels of triacylglycerol in rats treated with palmitic acid and fatty acid analogues for 6 days. (TTA: 150 mg/kg/day - TTP: 300 mg/kg/day).

15

3 days prefeed.				TTA	TTP
6 days	Palm	TTA	TTP	TTA + TTP	TTP + TTA
TG ($\mu\text{mol/g}$)	10,9 \pm 3,3	7,7 \pm 2,9	95,4 \pm 14,7	15,1 \pm 1,7	33,1 \pm 7,6

Example 18

Fatty acid analogues have been synthesised where the sulphur atom is moved to positions further from the carboxylic group of the fatty acid. When the sulphur atom is placed in positions on the carbon chain with odd numbers (5,7,9 etc.), these analogues will be partially β -oxidised. β -oxidation removes two C atoms at a time from the carboxylic end of the fatty acid, and such analogues may thus be β -oxidised until the sulphur atom is in the 3-position. It is thus conceivable that such analogues may have biological effects similar to TTA. Experiments have shown that fatty acid analogues related by having a sulphur

30

atom in an odd numbered position on the carbon chain will all increase the mitochondrial β -oxidation (Table 9).

The mitochondrial β -oxidation is measured as in example 16 with the use of [1- 14 C]-palmitoyl-L-carnitine as substrates.

Table 9

10 Effect of different fatty acid analogues on mitochondrial β -oxidation in rat liver.

Position of S atom	3	5	7	Control: Palmitidic acid
Activity (nmol/min/mg protein)	0,81±0,16	0,61±0,06	0,58±0,09	0,47±0,06

Example 19

15 Male obese Zucker fa/fa rats, weighing 100 g at the start of the experiment, were housed in pairs in metal wire cages in a room maintained at 12 h light-dark cycles and a constant temperature of 20±3 °C. The animals were acclimatised for at least one week under these conditions before the
20 start of the experiment.

TTA and palmitic acid (control), was suspended in 0.5% (w/v) carboxymethyl cellulose (CMC) and administered at a dose of 300 mg/day/kg body weight, by gastric intubation
25 (gavage) once daily for 10 days. The rats were fasted for 2 hours before termination of the experiment. Blood and organs were collected. Total lipids were extracted from liver and plasma. The lipids were evaporated, saponified and esterified prior to separation using a Carlo Erba 2900
30 gas-chromatograph.

Table 10

Effect of Compound I (tetradecylthioacetic acid) on fatty acid composition in obese Zucker fa/fa rats.

5

Fatty acid composition in liver (% of total)		
	Oleic acid	Monounsaturated tetradecylthioacetic acid
Control	9.9 ± 1.4	0.0
Compound I	14.9 ± 1.0	1.1 ± 0.2
Fatty acid composition in plasma (% of total)		
	Oleic acid	Monounsaturated tetradecylthioacetic acid
Control	18.3 ± 0.9	0.0
Compound I	22.1 ± 0.5	0.2 ± 0.1

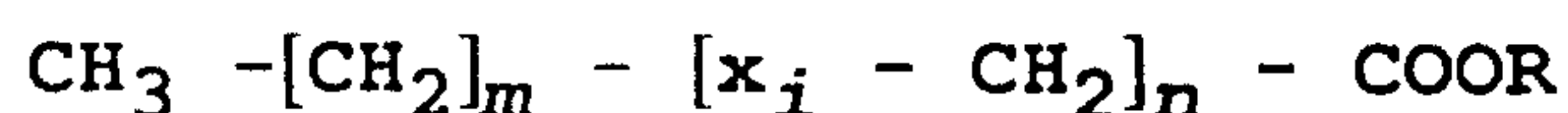
Table 10 shows that oral administration of TTA increases the level of oleic acid in both liver and plasma. Also a delta-9-desaturated product of TTA accumulated in both plasma and liver.

10

15

CLAIMS

- 5 1. Use of fatty acid analogues of the general formula (I):



- 10 - wherein n is an integer from 1 to 12, and
- wherein m is an integer from 0 to 23, and
- 15 - wherein i is an odd number which indicates the position relative to COOR, and
- wherein X_j independent of each other are selected from the group comprising O, S, SO, SO₂, Se and CH₂, and
- 20 - wherein R represents hydrogen or C₁-C₄ alkyl,
- with the proviso that at least one of the X_j is not CH₂,
- 25 or a salt, prodrug or complex thereof, for the preparation of a pharmaceutical composition for the treatment and/or prevention of diabetes.

- 30 2. The use according to claim 1, wherein the diabetes is type I diabetes.

3. The use according to claim 1, wherein the diabetes is type II diabetes.

35

4. The use according to claim 1, wherein the diabetes is a form selected from the group comprising secondary diabetes such as pancreatic, extrapancreatic/endocrine or

drug-induced diabetes, or exceptional forms of diabetes such as lipotrophic, myatonic or a diabetes caused by disturbance of insulin receptors.

5 5. The use according to claim 1, wherein $m \geq 13$

6. The use according to claim 1, wherein $X_{i=3}$ is selected from the group consisting of O, S, SO, SO₂ and Se, and wherein $X_{i=5-25}$ is CH₂.

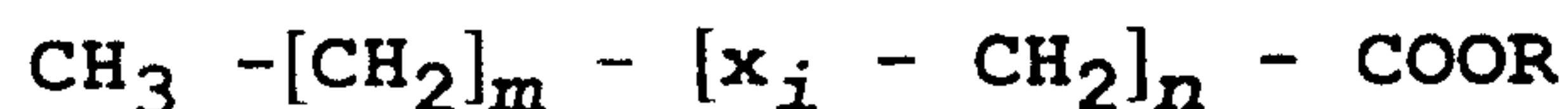
10

7. The use according to claim 6, wherein $X_{i=3}$ is Sulphur.

8. The use according to claim 6, wherein $X_{i=3}$ is Selenium.

15

9. Use of fatty acid analogues of the general formula (I):



20

- wherein n is an integer from 1 to 12, and

- wherein m is an integer from 0 to 23, and

25

- wherein i is an odd number and indicates the position relative to COOR, and

- wherein X_i independent of each other are selected from the group comprising O, S, SO, SO₂, Se and CH₂,
and

30

- wherein R represents hydrogen or C₁-C₄ alkyl,

- with the proviso that at least one of the X_i is not
CH₂,

35

or a salt, prodrug or complex thereof, for the preparation of a pharmaceutical composition for the treatment and/or

prevention of the multi metabolic syndrome termed
 «metabolic syndrome» which is *inter alia* characterised by
 hyperinsulinemia, insulin resistance, obesity, glucose
 intolerance, Type 2 diabetes mellitus, dyslipidemia and/or
 5 hypertension.

10. The use according to claim 9, wherein $m \geq 13$

11. The use according to claim 9, wherein $X_{i=3}$ is selected
 10 from the group consisting of O, S, SO, SO₂ and Se, and
 wherein $X_{i=5-25}$ is CH₂.

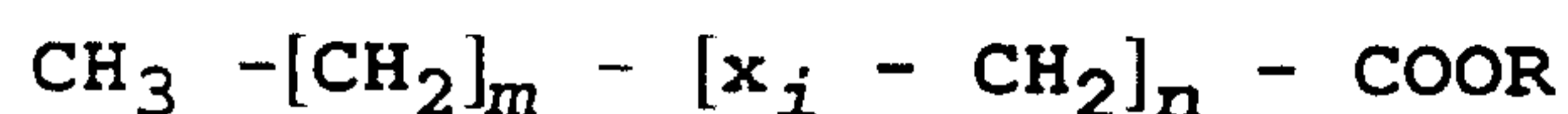
12. The use according to claim 11, wherein $X_{i=3}$ is
 Sulphur.

15

13. The use according to claim 11, wherein $X_{i=3}$ is
 Selenium.

14. A method for the treatment or prevention of a diabetic
 20 condition, said method comprising the step of administering
 to an animal in need thereof an effective amount of fatty
 acid analogues of the general formula (I):

25



- wherein n is an integer from 1 to 12, and

- wherein m is an integer from 0 to 23, and

30

- wherein i is an odd number which indicates the
 position relative to COOR, and

35

- wherein X_i independent of each other are selected
 from the group comprising O, S, SO, SO₂, Se and CH₂,
 and

- wherein R represents hydrogen or C₁-C₄ alkyl,

5 - with the proviso that at least one of the X_i is not
CH₂,

or a salt, prodrug or complex thereof.

10 15. A method in accordance with claim 14, wherein said
animal is a human.

15 16. A method in accordance with claim 14, wherein said
animal is an agricultural animal, such as gallinaceous
birds, bovine, ovine, caprine or porcine mammals.

17. A method in accordance with claim 14, wherein said
animal is a domestic or pet animal, such as dog or cat.

20 18. A method in accordance with claim 14, wherein $m \geq 13$.

19. A method in accordance with claim 14, wherein X_{i=3} is
selected from the group consisting of O, S, SO, SO₂ and Se,
and wherein X_{i=5-25} is CH₂.

25 20. A method in accordance with claim 19, wherein X_{i=3} is
Sulphur.

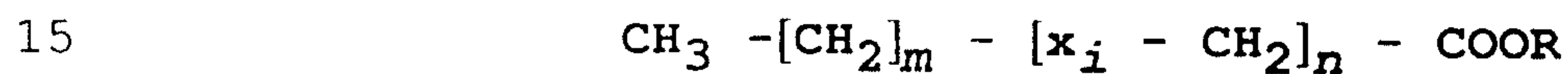
30 21. A method in accordance with claim 19, wherein X_{i=3} is
Selenium.

35 22. A method in accordance with one of previous claims,
wherein the fatty acid analogues are administered such
that its therapeutically effective concentration is
maintained substantially continuously in the blood of the
animal for the duration of the period of its
administration.

23. A method in accordance with one of the previous claims, wherein the composition of said fatty acid analogous composition is in unit dosage forms.

5 24. A method in accordance with one of the previous claims, wherein said fatty acid analogous are administrated orally or parenterally.

10 25. A method for the treatment or prevention of hyperglycaemia, said method comprising the step of administering to an animal in need thereof an effective amount of fatty acid analogues of the general formula (I):



- wherein n is an integer from 1 to 12, and

- wherein m is an integer from 0 to 23, and

20

- wherein i is an odd number which indicates the position relative to COOR, and

25

- wherein X_i independent of each other are selected from the group comprising O, S, SO, SO₂, Se and CH₂, and

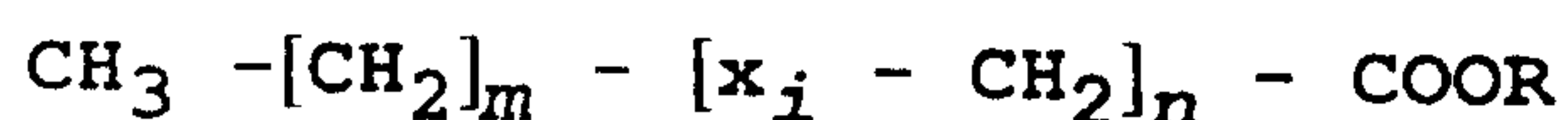
- wherein R represents hydrogen or C₁-C₄ alkyl,

30

- with the proviso that at least one of the X_i is not CH₂,

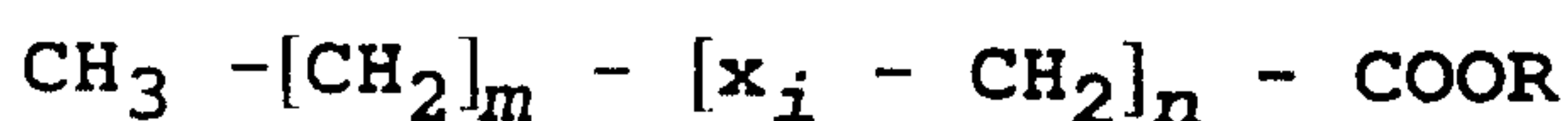
or a salt, prodrug or complex thereof.

26. A method for the treatment or prevention of hyperinsulinemia, said method comprising the step of administering to an animal in need thereof an effective amount of fatty acid analogues of the general formula (I):



- 10 - wherein n is an integer from 1 to 12, and
- wherein m is an integer from 0 to 23, and
- wherein i is an odd number which indicates the position relative to COOR, and
- 15 - wherein X_i independent of each other are selected from the group comprising O, S, SO, SO₂, Se and CH₂, and
- 20 - wherein R represents hydrogen or C₁-C₄ alkyl,
- with the proviso that at least one of the X_i is not CH₂,
- 25 or a salt, prodrug or complex thereof.

27. A method for the treatment or prevention of reduced sensitivity to insulin, said method comprising the step of administering to an animal in need thereof an effective amount of fatty acid analogues of the general formula (I):



- 35 - wherein n is an integer from 1 to 12, and

- wherein m is an integer from 0 to 23, and

5 - wherein i is an odd number which indicates the position relative to COOR, and

10 - wherein X_i independent of each other are selected from the group comprising O, S, SO, SO₂, Se and CH₂, and

- wherein R represents hydrogen or C₁-C₄ alkyl,

15 - with the proviso that at least one of the X_i is not CH₂,

or a salt, prodrug or complex thereof.

28. A pharmaceutical composition for the prevention and/or treatment of a diabetic condition in animals, said
20 pharmaceutical composition comprising fatty acid analogues of the general formula (I):



25 - wherein n is an integer from 1 to 12, and

- wherein m is an integer from 0 to 23, and

30 - wherein i is an odd number which indicates the position relative to COOR, and

35 - wherein X_i independent of each other are selected from the group comprising O, S, SO, SO₂, Se and CH₂, and

- wherein R represents hydrogen or C₁-C₄ alkyl,

- with the proviso that at least one of the X_i is not CH_2 ,

or a salt, prodrug or complex thereof.

5

29. A pharmaceutical composition in accordance with claim 28, wherein said pharmaceutical composition comprises in admixture with the fatty acid analogues a pharmaceutically acceptable carrier or excipient.

10

30. A pharmaceutical composition in accordance with claim 28, wherein $m \geq 13$

15 31. A pharmaceutical composition in accordance with claim 28, wherein $X_{i=3}$ is selected from the group consisting of O, S, SO, SO_2 and Se, and wherein $X_{i=5-25}$ is CH_2 .

32. A pharmaceutical composition in accordance with claim 31, wherein $X_{i=3}$ is Sulphur.

20

33. A pharmaceutical composition in accordance with claim 31, wherein $X_{i=3}$ is Selenium.

25 34. A nutritional composition comprising an amount of fatty acid analogues of the general formula (I):



30

- wherein n is an integer from 1 to 12, and

- wherein m is an integer from 0 to 23, and

35

- wherein i is an odd number which indicates the position relative to COOR, and

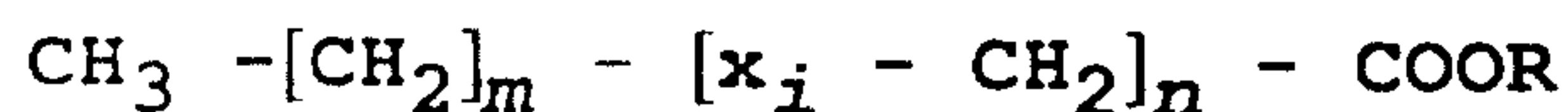
- wherein X_i independent of each other are selected from the group comprising O, S, SO, SO₂, Se and CH₂, and

- 5 - wherein R represents hydrogen or C₁-C₄ alkyl,
 - with the proviso that at least one of the X_i is not CH₂,

10 or a salt, prodrug or complex thereof.

effective to reduce, or to prevent an increase in the concentration of glucose in the blood of a human or non-human animal.

- 15 35. A method for reducing the concentration of glucose in the blood of a human or non-human animal in need thereof, comprising administering thereto an effective amount of a composition comprising fatty acid analogues of the general
 20 formula (I):



- 25 - wherein n is an integer from 1 to 12, and
 - wherein m is an integer from 0 to 23, and
 - wherein i is an odd number which indicates the
 30 position relative to COOR, and
 - wherein X_i independent of each other are selected from the group comprising O, S, SO, SO₂, Se and CH₂, and
 35 - wherein R represents hydrogen or C₁-C₄ alkyl,

- with the proviso that at least one of the X_i is not CH_2 ,

or a salt, prodrug or complex thereof.

5

36. A method in accordance with claim 35, wherein $m \geq 13$.

37. A method in accordance with claim 35, wherein $X_{i=3}$ is selected from the group consisting of O, S, SO, SO_2 and Se, and wherein $X_{i=5-25}$ is CH_2 .

10

38. A method in accordance with claim 37, wherein $X_{i=3}$ is Sulphur.

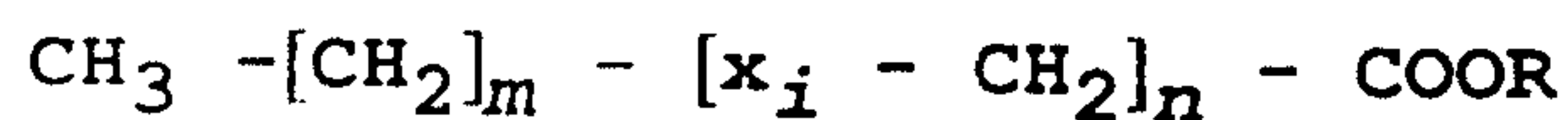
39. A method in accordance with claim 37, wherein $X_{i=3}$ is Selenium.

15

40. A method in accordance with claim 35, wherein said animal is a human.

20

41. A novel fatty acid analogue of the general formula I



25

- wherein n is an integer from 1 to 12, and

- wherein m is an integer from 0 to 23, and

30

- wherein i is an odd number which indicates the position relative to COOR, and

- wherein X_i independent of each other are selected from the group comprising O, S, SO, SO_2 , Se and CH_2 , and

35

- wherein R represents hydrogen or C_1 - C_4 alkyl,

- with the proviso that at least one of the X_j is not CH_2 ,

or a salt, prodrug or complex thereof.

FIG. 1

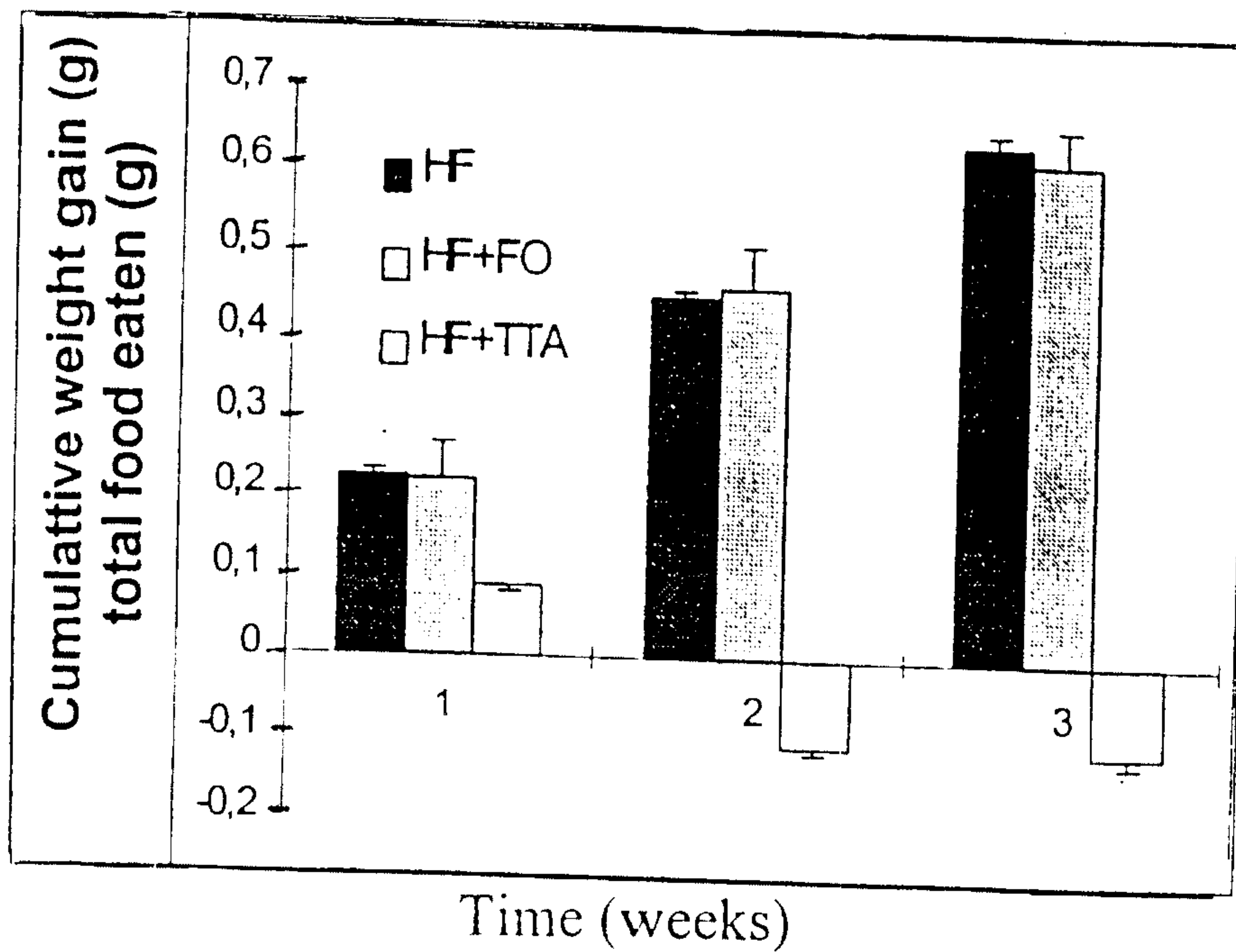


FIG. 2

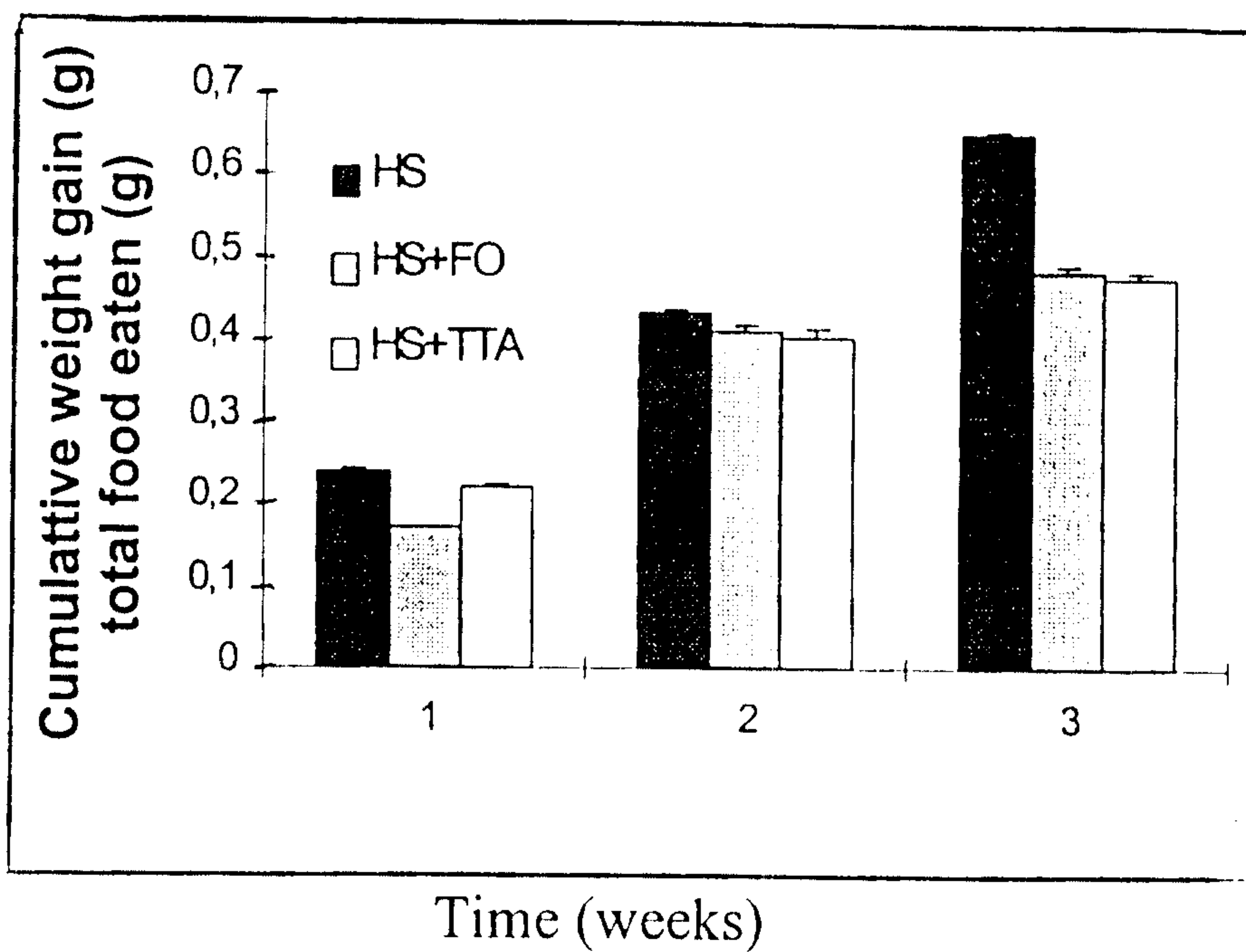


FIG. 3

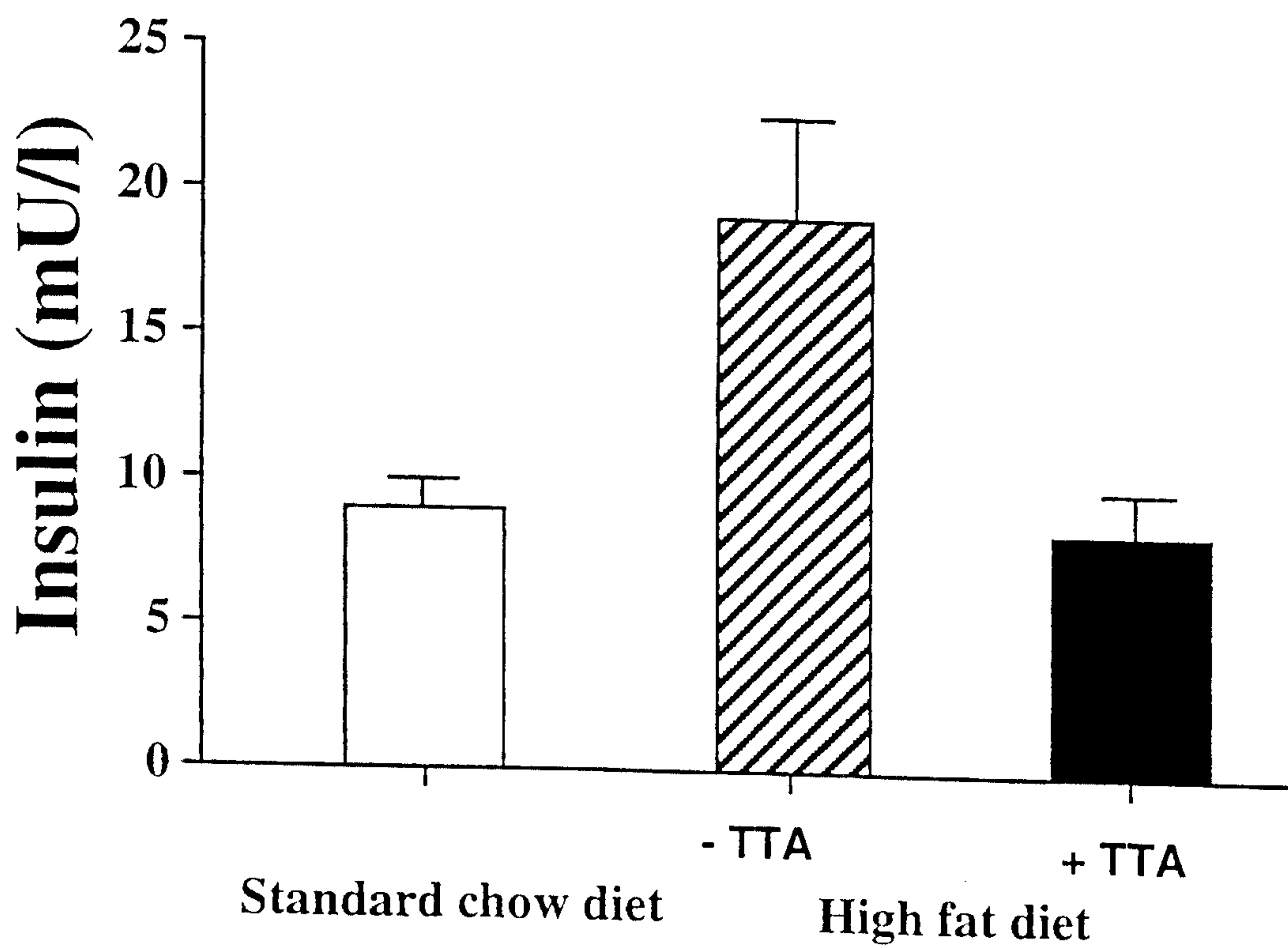


FIG. 4

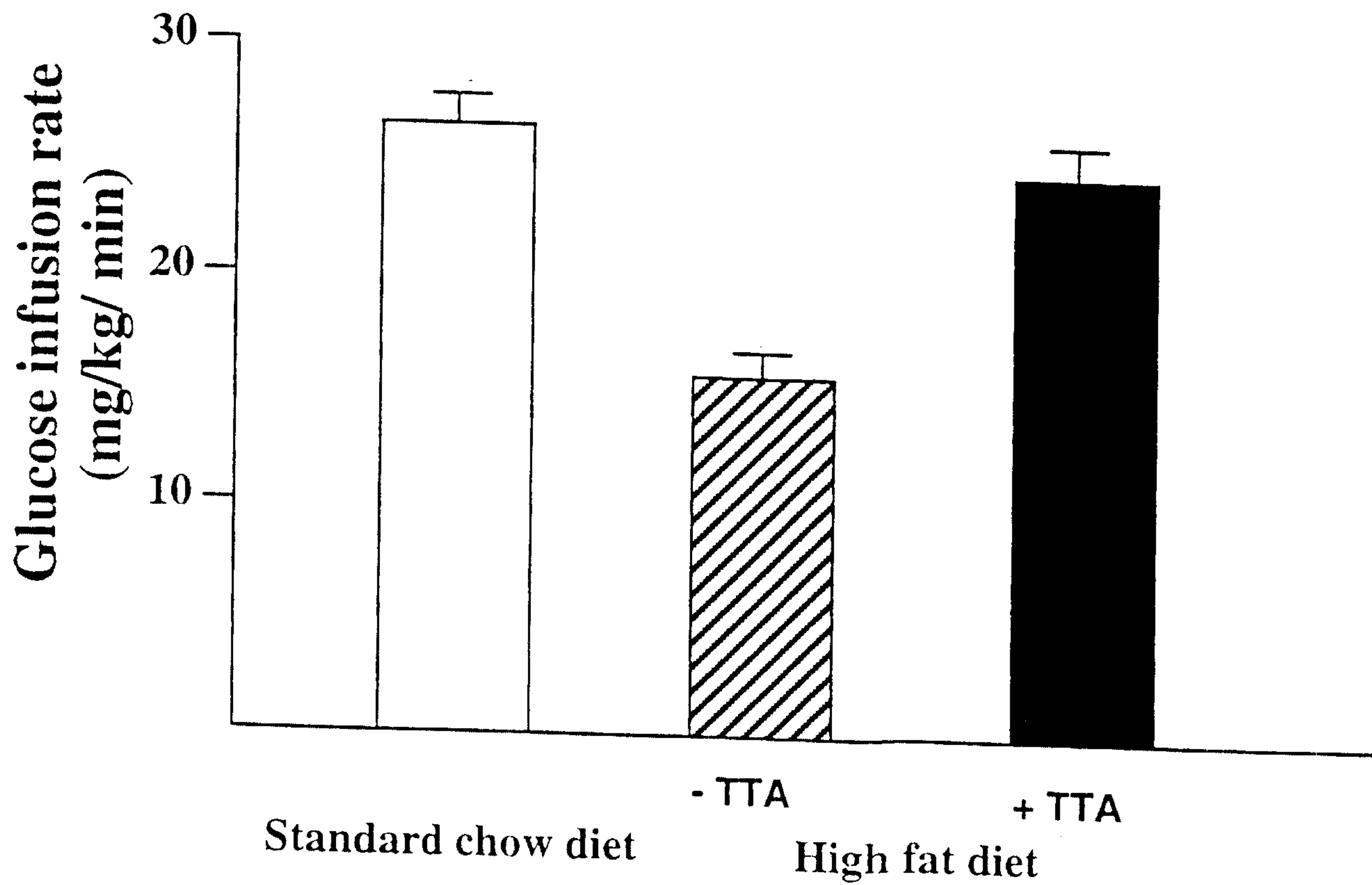


FIG. 5

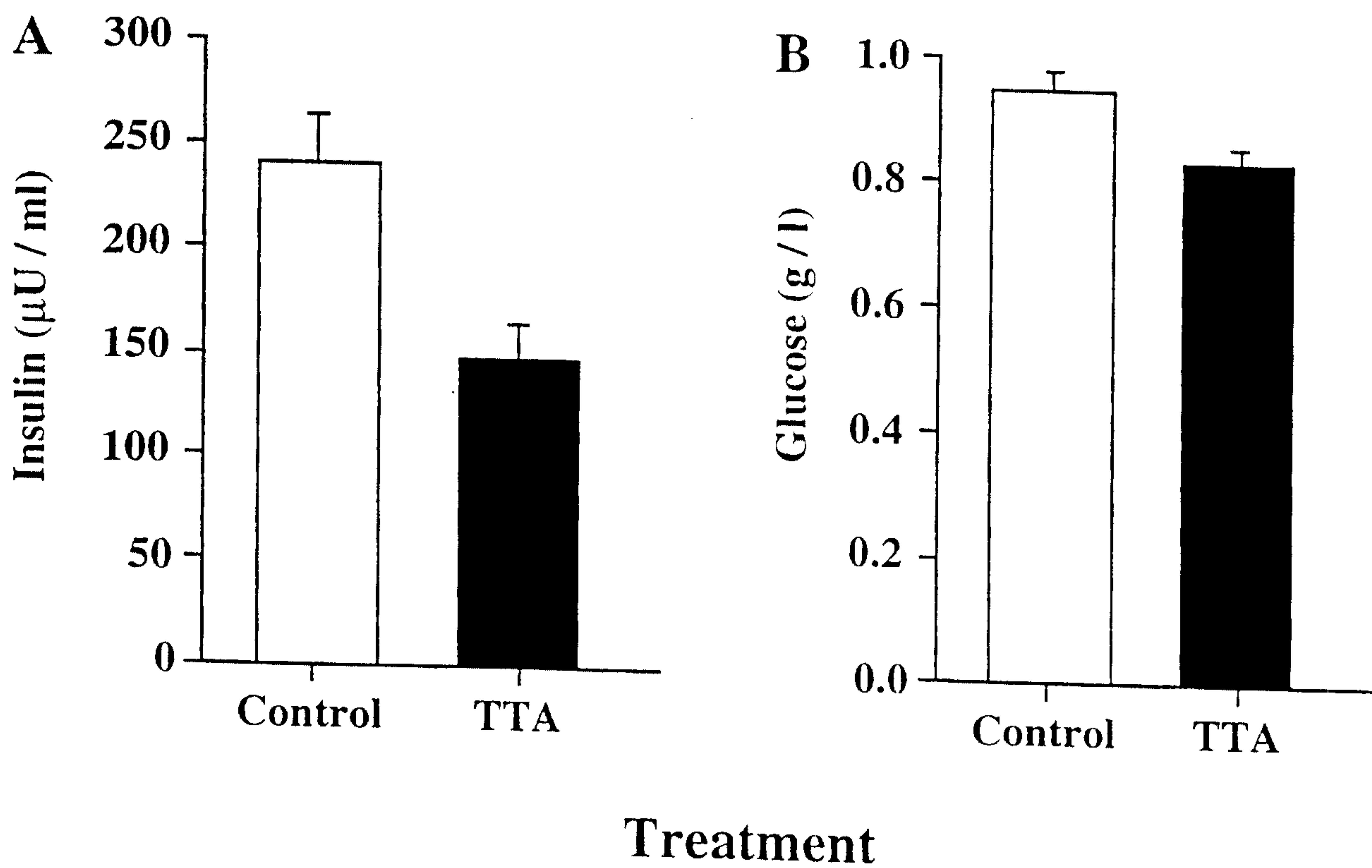
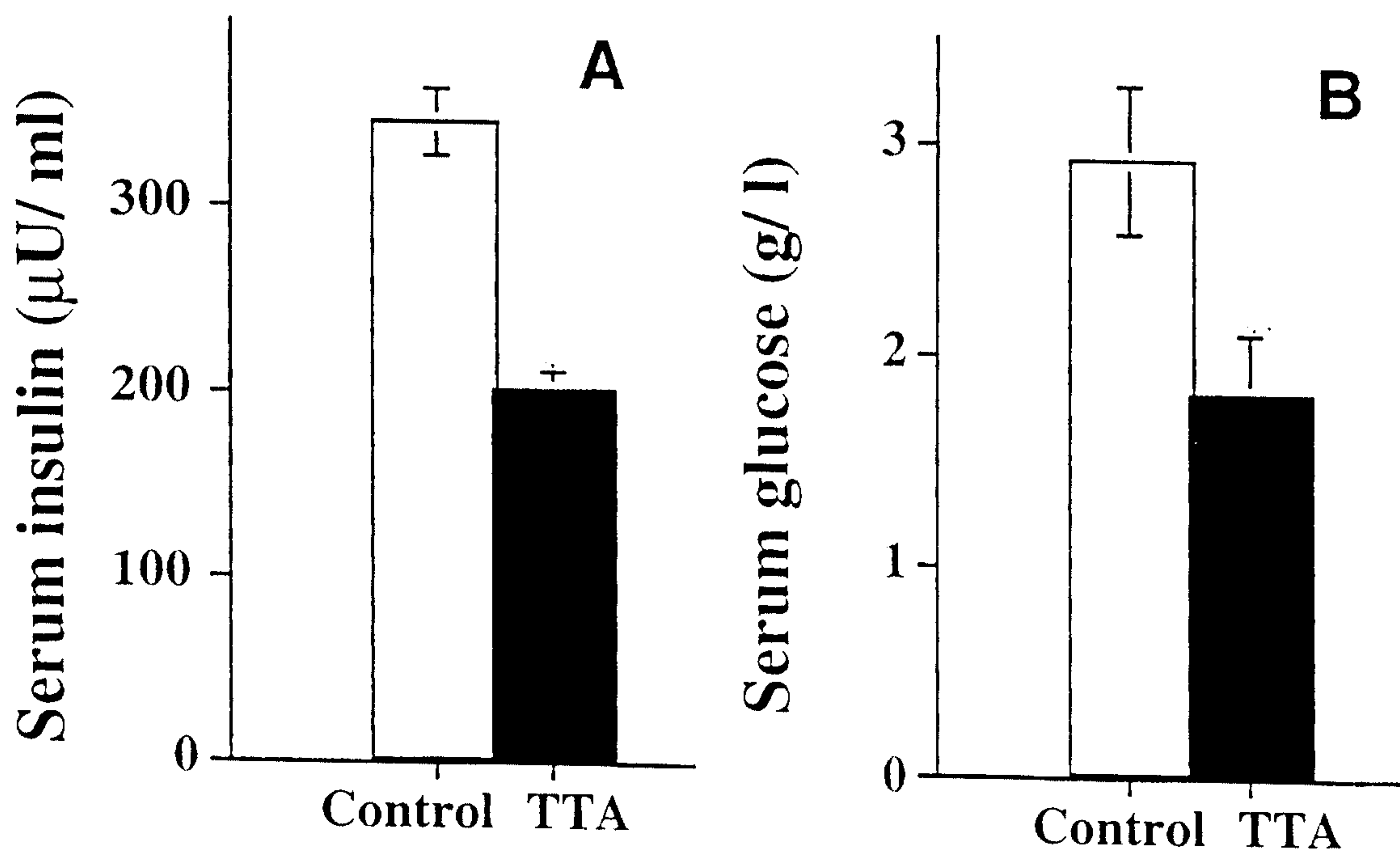
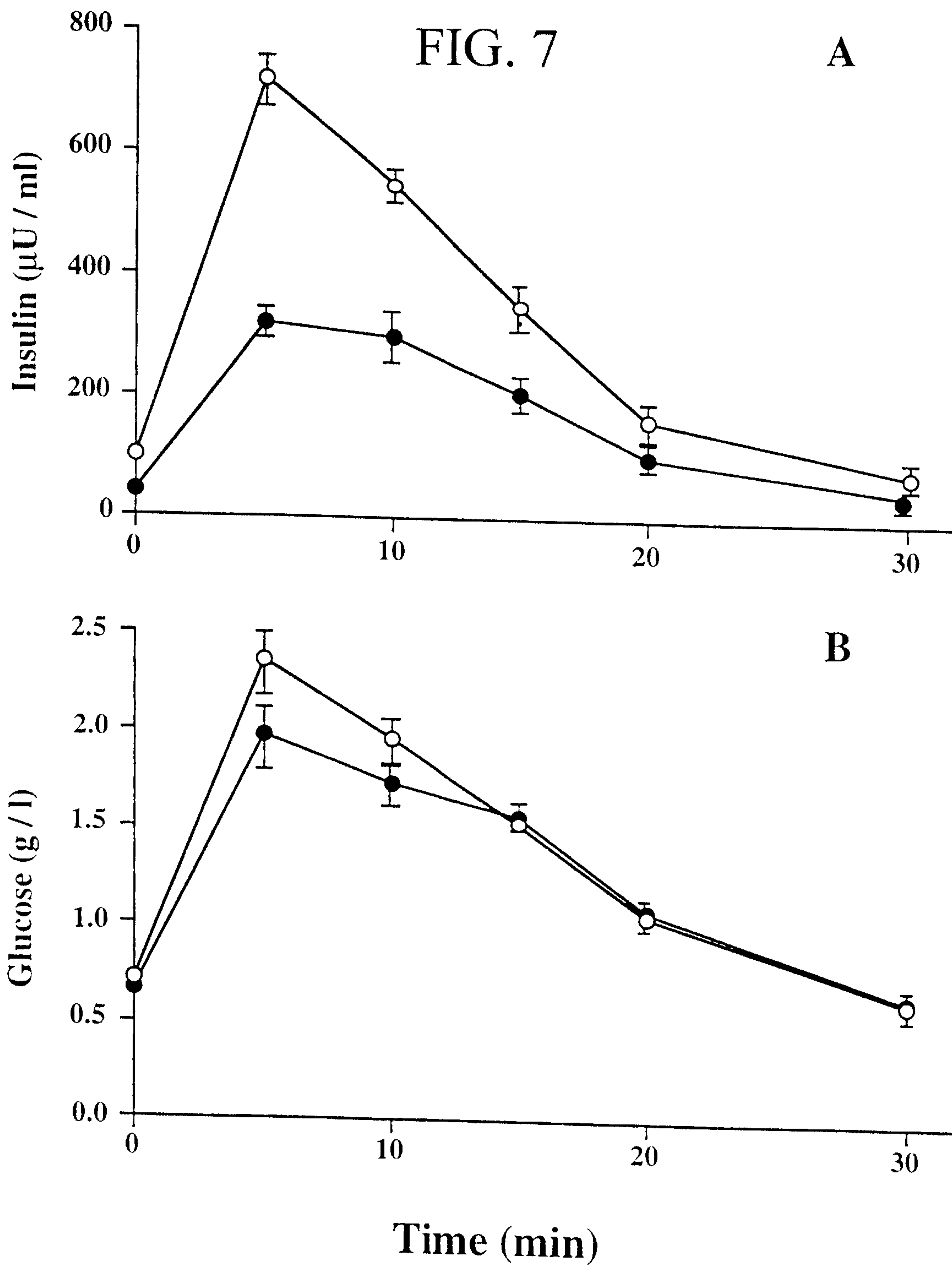


FIG. 6





Insulin AUC:	Control 7309 ± 1796	TTA 3575 ± 856
Glucose AUC:	Control 21.2 ± 2.4	TTA 19.5 ± 4.3

