

United States Patent [19]

McGinnis et al.

[11] **Patent Number: Des. 339,022**

[45] **Date of Patent: ** Sep. 7, 1993**

[54] **WATER BOTTLE DISPENSER**

[75] **Inventors: John F. McGinnis, Mound, Minn.; Barton T. Germaine, Chino, Calif.**

[73] **Assignee: Pure Drinking Water Systems, Inc., Mound, Minn.**

[**] **Term: 14 Years**

[21] **Appl. No.: 2,582**

[22] **Filed: Nov. 9, 1992**

2,274,409	2/1942	Harbison .	
2,563,141	8/1951	Vazzano .	
2,751,757	6/1956	Hobbs et al. .	
3,084,613	4/1963	Maxson	D7/312 X
3,294,293	12/1966	Johns .	
4,236,655	12/1980	Humphries .	
4,298,038	11/1981	Jennings .	
4,508,236	4/1985	Keilman et al. .	
4,658,975	4/1987	Cone	220/771 X
4,781,314	11/1988	Schoonover et al. .	
4,834,269	5/1989	Cone	220/94 A
4,866,945	9/1989	Bender et al. .	

Related U.S. Application Data

[63] Continuation-in-part of Ser. No. 514,562, Apr. 26, 1990, and Ser. No. 775,054, Oct. 11, 1991, which is a continuation-in-part of Ser. No. 514,562, Apr. 26, 1990.

[52] **U.S. Cl. D7/306; D7/313; D9/527**

[58] **Field of Search D7/313, 589, 315, 322, D7/321, 300, 306, 307, 312; D9/527, 526, 524, 523, 525, 528; 220/94 A, 755, 771, 772**

References Cited

U.S. PATENT DOCUMENTS

D. 101,876	11/1936	Lalinski	D7/313
D. 224,639	8/1972	Schieser et al.	D9/527
D. 225,101	11/1972	Marchetti	D9/527
D. 248,830	8/1978	Anderson	D9/523
D. 303,355	9/1989	Fick	D9/528 X
D. 305,981	2/1990	Levee	D9/527 X
D. 310,170	8/1990	Bartz	D9/527 X
D. 324,495	5/1992	Warrington	D9/329
2,052,466	8/1936	Heise et al. .	
2,121,281	6/1938	Bosque .	

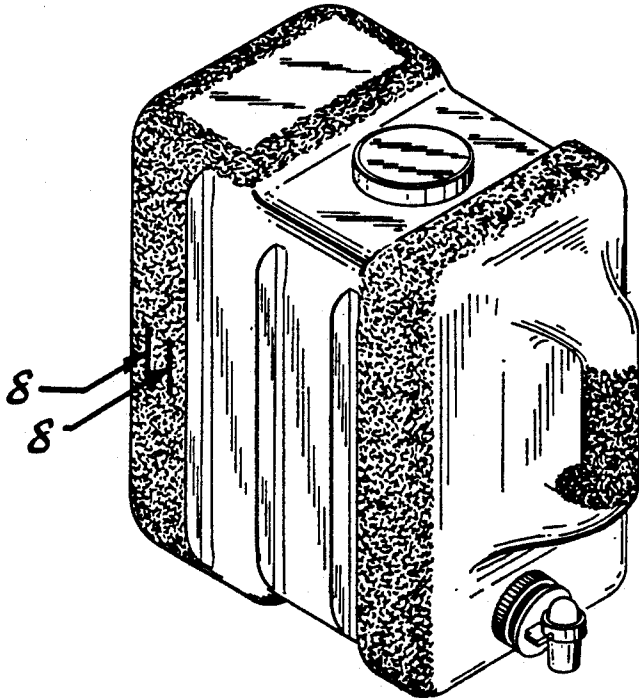
Primary Examiner—Alan P. Douglas
Assistant Examiner—Marianne N. Pandozzi
Attorney, Agent, or Firm—Burd, Bartz & Gutenkauf

[57] **CLAIM**

The ornamental design for a water bottle dispenser, as shown and described.

DESCRIPTION

FIG. 1 is a top front, left perspective view of a water bottle dispenser showing our new design; FIG. 2 is a left side elevational view thereof; FIG. 3 is a top view thereof; FIG. 4 is a front elevational view thereof; FIG. 5 is a right side elevational view thereof; FIG. 6 is a rear elevational view thereof; FIG. 7 is a bottom plan view thereof; and, FIG. 8 is an enlarged fragmentary sectional view taken at 8—8 of FIG. 1 showing the dimpled exterior surface and interior surface of the bottle. The bottle of the design has exterior dimple surfaces in the areas indicated in the drawing. The drawing is not shaded for color.



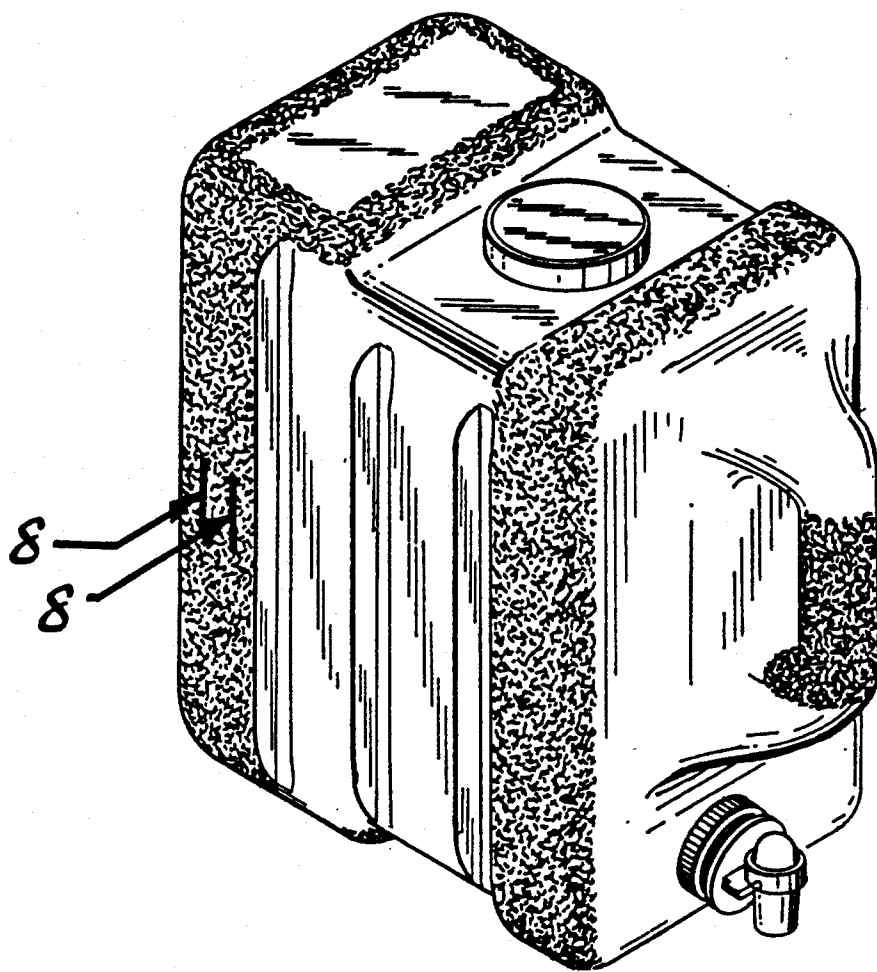


Fig. 1

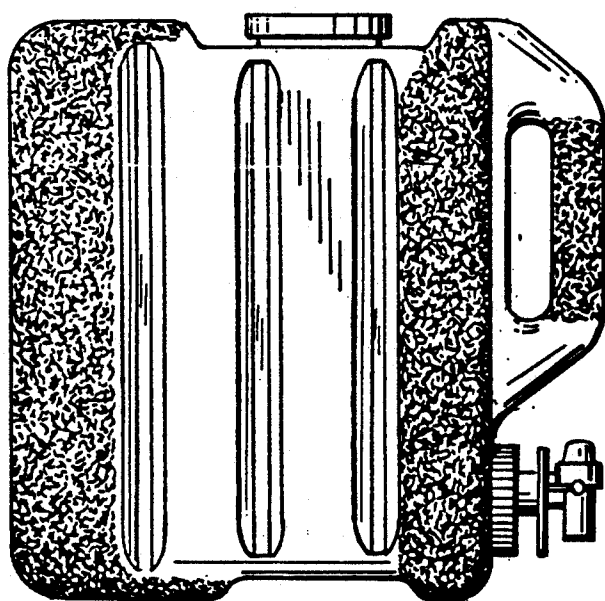


Fig. 2

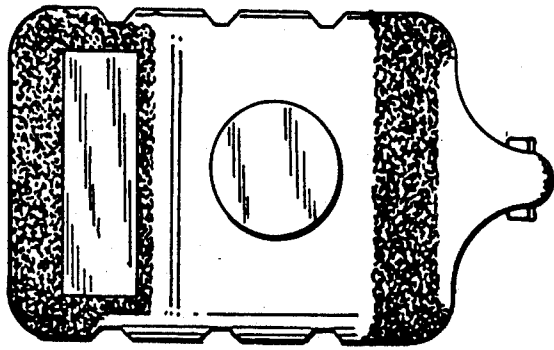


Fig. 3




Fig. 4

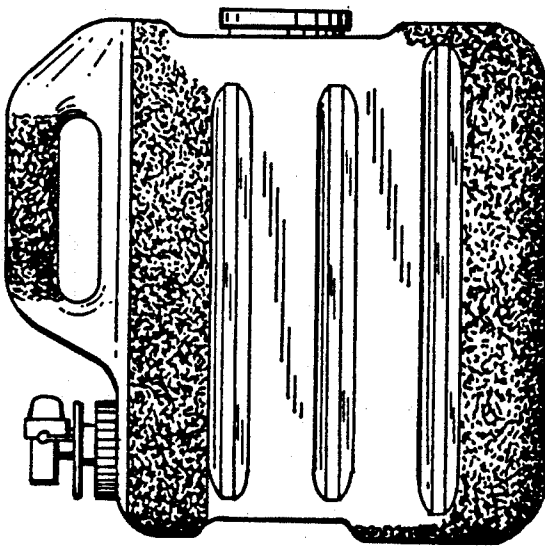


Fig. 5




Fig. 6

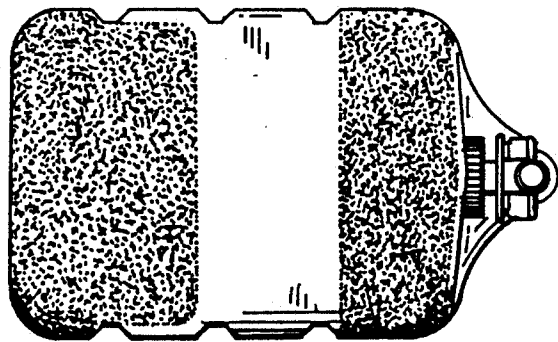


Fig. 7

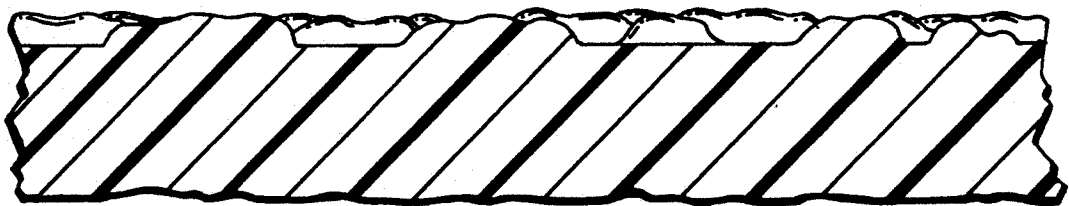


Fig. 8