



(12) **United States Design Patent**
Villano et al.

(10) **Patent No.:** **US D820,360 S**
(45) **Date of Patent:** **** Jun. 12, 2018**

- (54) **TOY**
- (71) Applicant: **Skip Hop, Inc.**, New York, NY (US)
- (72) Inventors: **Janet Villano**, Jersey City, NJ (US);
Chelsea Carter, Jersey City, NJ (US);
Peter Therrien, Brooklyn, NY (US);
Ellen Diamant, New York, NY (US)
- (73) Assignee: **SKIP HOP, INC.**, New York, NY (US)
- (**) Term: **15 Years**
- (21) Appl. No.: **29/593,359**
- (22) Filed: **Feb. 8, 2017**

4,585,424 A	4/1986	Demars	
4,614,505 A	9/1986	Schneider et al.	
4,734,948 A	4/1988	Danova	
4,889,512 A	12/1989	Burnett et al.	
5,046,985 A	9/1991	Cearfoss	
D334,139 S *	3/1993	Gozzini	D21/604
5,324,224 A	6/1994	Anderson et al.	
5,326,300 A	7/1994	Sonders	
5,328,401 A	7/1994	Demars	
5,439,407 A	8/1995	Friedel	
D396,315 S *	7/1998	Hamerman	D21/604
6,165,037 A	12/2000	Van Zant	
D493,562 S *	7/2004	Sehl	D26/98
6,894,434 B1	5/2005	Kosoff	
D631,786 S *	2/2011	Palmer	D11/158
D674,447 S *	1/2013	Johnson	A63H 3/003 D21/603
D680,677 S *	4/2013	Johnson	A63H 3/003 D21/603
D726,975 S *	4/2015	Kim	D21/604

Related U.S. Application Data

- (63) Continuation of application No. 15/290,419, filed on Oct. 11, 2016.
- (51) **LOC (11) Cl.** **21-01**
- (52) **U.S. Cl.** **D21/604; D21/576**
- (58) **Field of Classification Search**
USPC **D21/604; D21/576**
USPC **D6/598; D11/158, 162; D21/576-595, D21/598, 604-605, 617, 630, 652; 446/368-369, 376, 428, 487; 180/8.6; D19/59; D26/98**
CPC ... **A63H 3/00; A63H 3/02; A63H 3/04; A63H 3/16; A63H 3/28; A63H 3/003; A63H 3/006; A63H 33/00; A63H 7/06; A63H 11/00; A63H 11/10; A63H 11/20; A63H 13/00**
See application file for complete search history.

References Cited

U.S. PATENT DOCUMENTS

D216,320 S *	12/1969	Smith	D21/585
D230,747 S *	3/1974	Dunlap	D21/576

Primary Examiner — Sandra L Morris
(74) *Attorney, Agent, or Firm* — Stephen J. Weyer, Esq.;
Sities & Harbison. PLLC


(57) **CLAIM**

The ornamental design for a toy, as shown and described.

DESCRIPTION

FIG. 1 is a top, front and right side perspective view of the toy in accordance with our new design.
FIG. 2 is a left side elevational view thereof.
FIG. 3 is a right side elevational view thereof.
FIG. 4 is a bottom plan view thereof.
FIG. 5 is a top plan view thereof.
FIG. 6 is a front elevational view thereof; and,
FIG. 7 is a rear elevational view thereof.
The elements drawn as broken lines in the drawings are include for the purpose of illustrating unclaimed environment and form no part of the claimed design.

1 Claim, 7 Drawing Sheets



(56)

References Cited

U.S. PATENT DOCUMENTS

9,114,326	B2 *	8/2015	Johnson	A63H 3/003
9,301,504	B2 *	4/2016	Wurth	B65D 85/00
D766,569	S *	9/2016	Lee	D21/604
D776,208	S *	1/2017	Johnson	D21/603
2006/0194508	A1	8/2006	Johnson et al.	
2012/0088434	A1	4/2012	Teel et al.	
2012/0142249	A1	6/2012	Chan et al.	
2012/0188451	A1	7/2012	Schmidt et al.	
2013/0040532	A1	2/2013	Khubani	
2013/0280985	A1	10/2013	Klein	
2014/0273716	A1	9/2014	Annis et al.	
2014/0335757	A1	11/2014	Khubani	
2015/0147932	A1	5/2015	Vizcarra	
2016/0178756	A1	6/2016	Briggs, III et al.	

* cited by examiner




FIG. 1

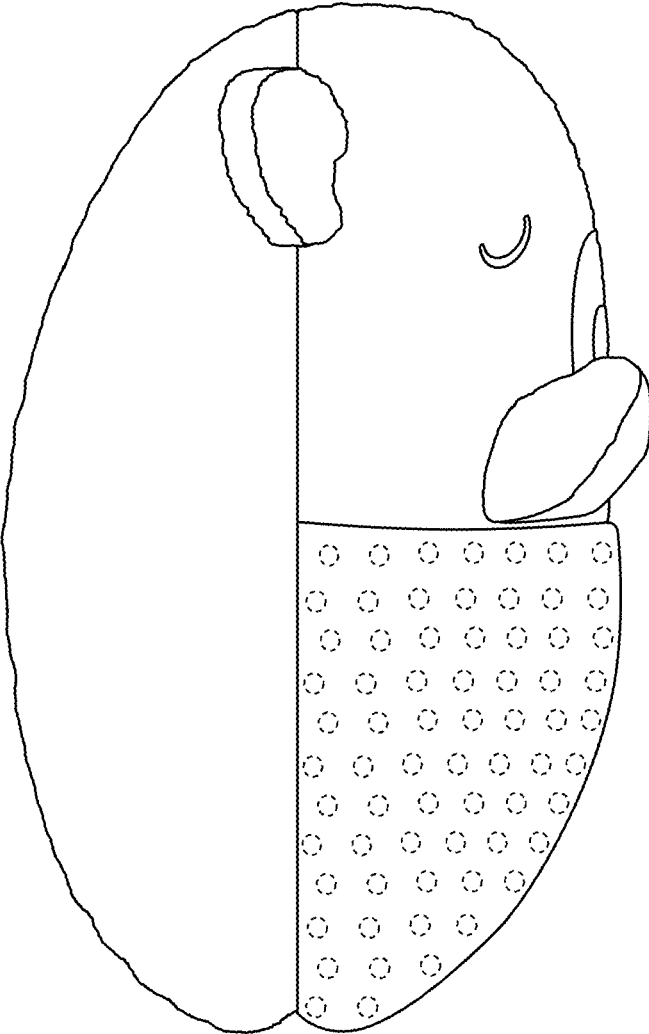


FIG. 2

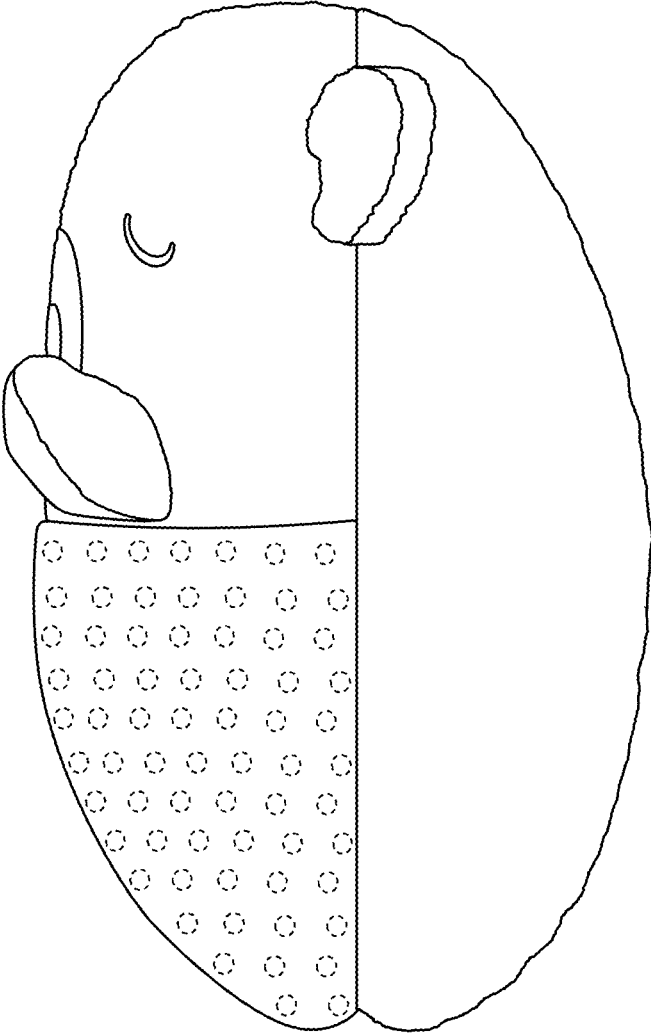


FIG. 3

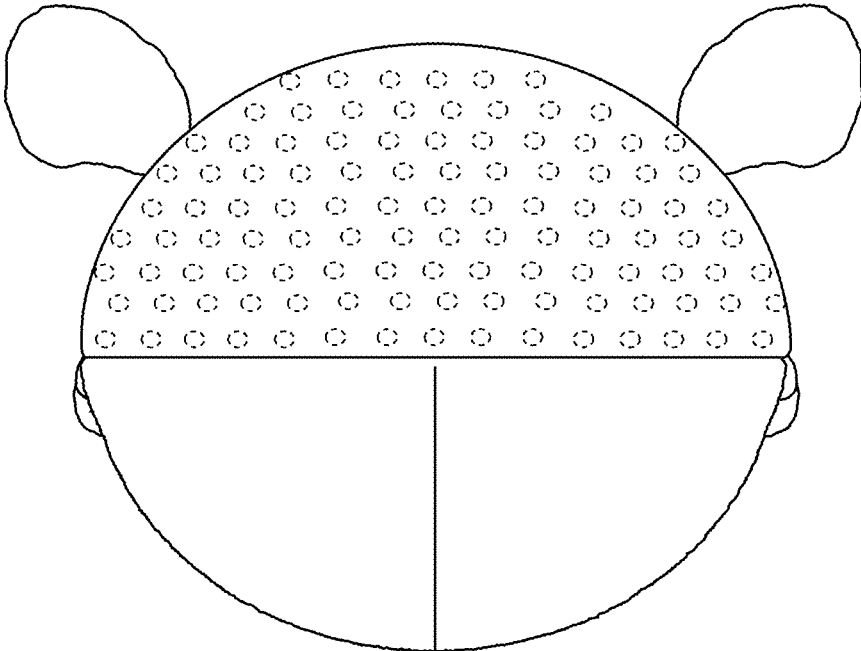


FIG. 4

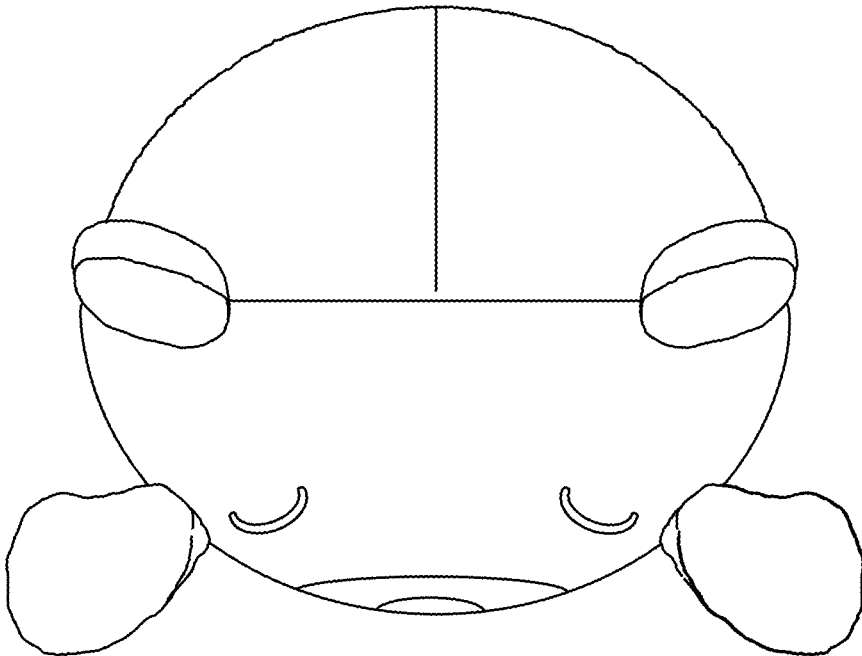


FIG. 5




FIG. 6

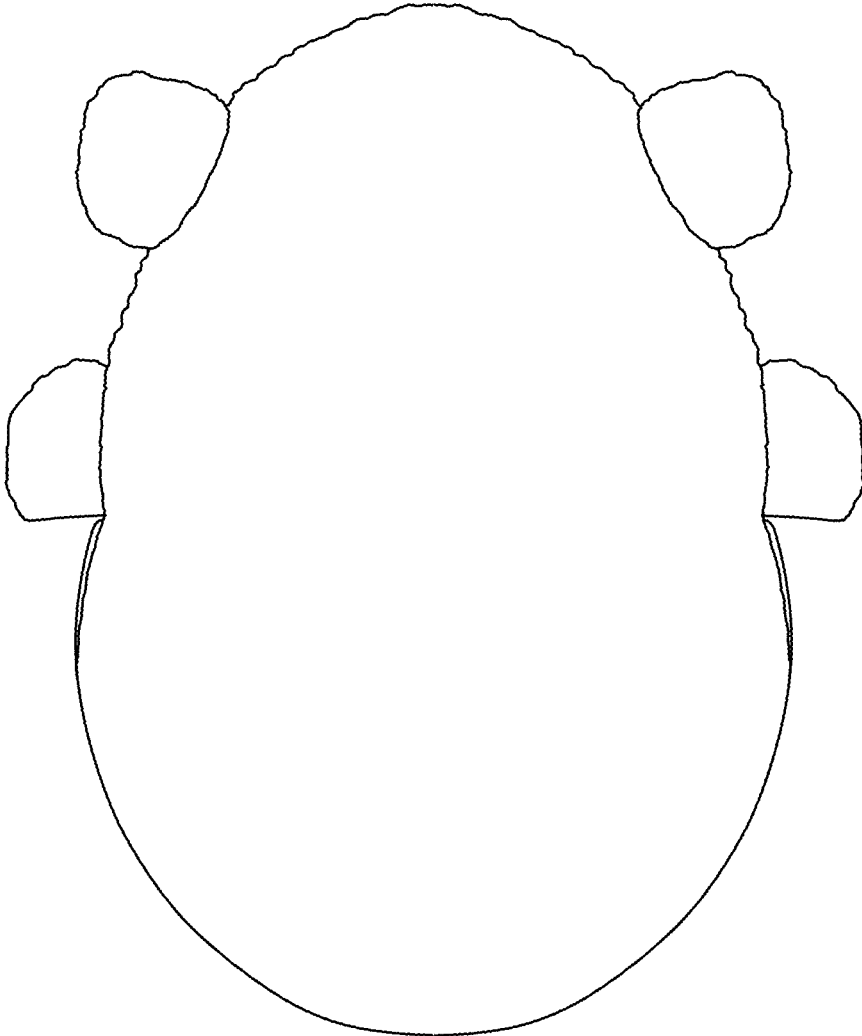


FIG. 7