



US 20020009559A1

(19) **United States**

(12) **Patent Application Publication**

Weder

(10) **Pub. No.: US 2002/0009559 A1**

(43) **Pub. Date: Jan. 24, 2002**

(54) **DECORATIVE SLEEVE COVER HAVING A MATTE OR TEXTURED FINISH ON A SURFACE THEREOF**

(76) Inventor: **Donald E. Weder**, Highland, IL (US)

Correspondence Address:

Dunlap, Coddling & Rogers, P.C.

Attention: Kathryn L. Hester, Ph.D.

Suite 420

9400 North Broadway

Oklahoma City, OK 73114 (US)

(21) Appl. No.: **09/921,678**

(22) Filed: **Aug. 3, 2001**

Related U.S. Application Data

(63) Continuation of application No. 09/143,732, filed on Aug. 29, 1998, which is a non-provisional of provisional application No. 60/050,867, filed on Jun. 26, 1997.

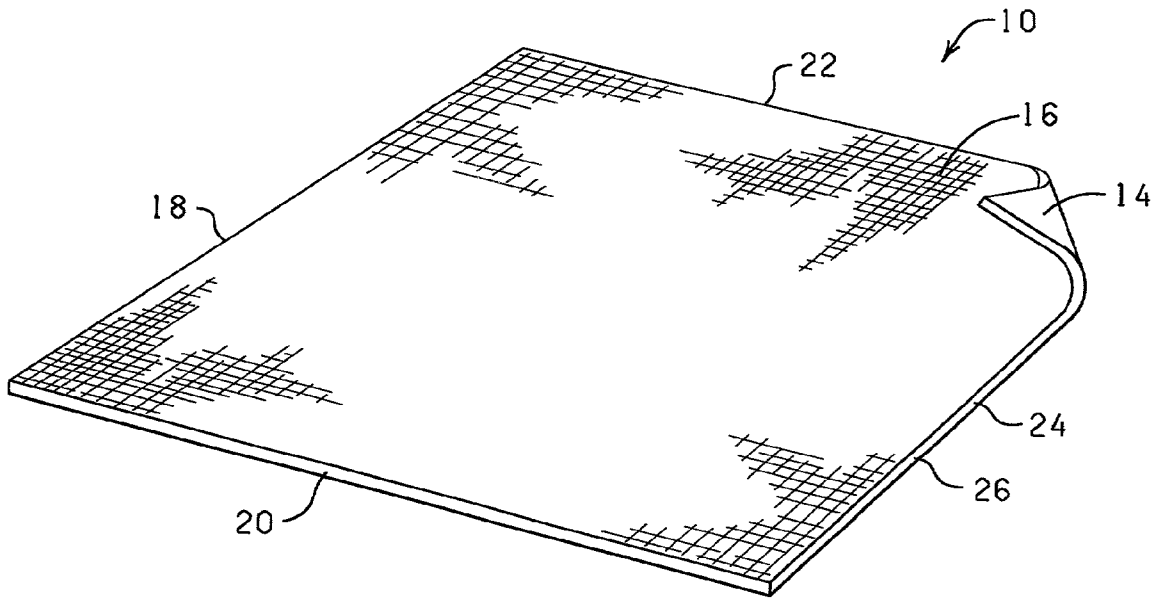
Publication Classification

(51) **Int. Cl.⁷ B32B 1/02**

(52) **U.S. Cl. 428/34.1; 428/156**

(57) **ABSTRACT**

Flexible polymeric materials having a cloth-like appearance suitable for use in the formation of flower pot covers, floral wrappings and ribbon materials are disclosed.



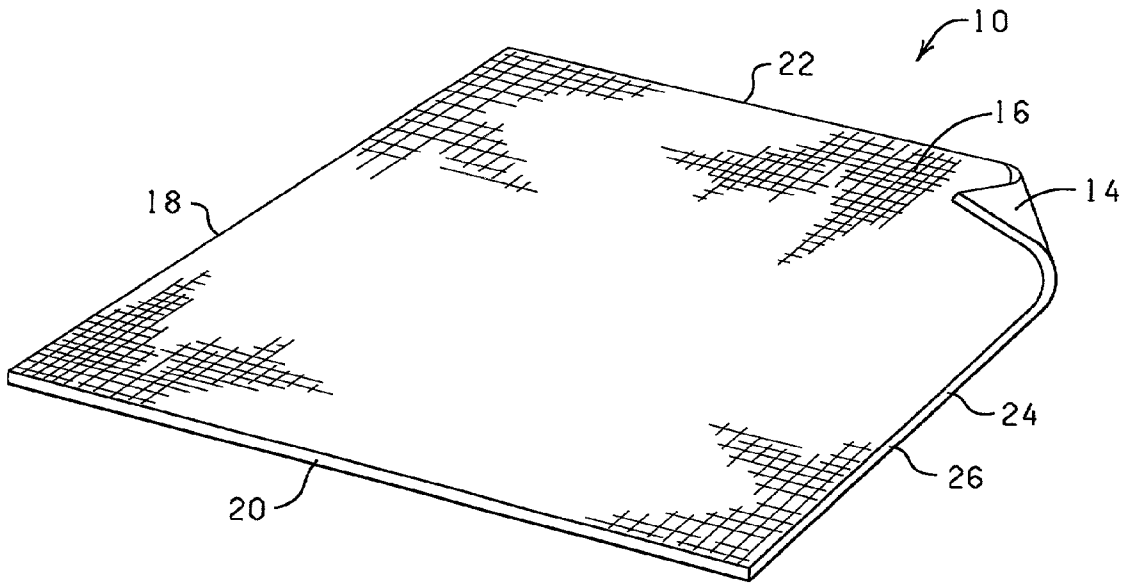


FIG. 1

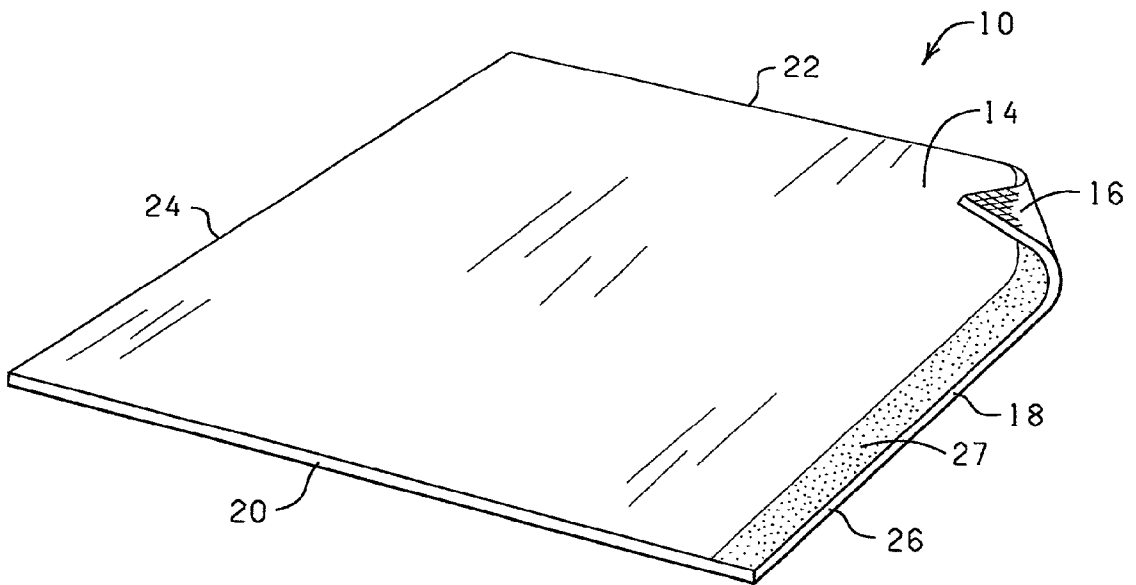


FIG. 2

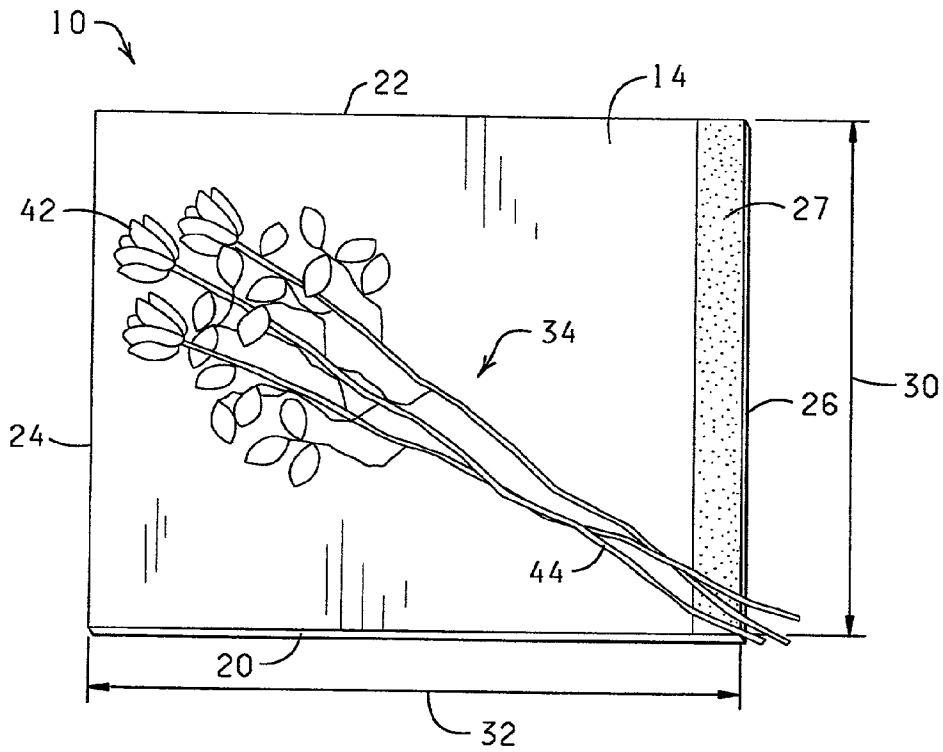


FIG. 3

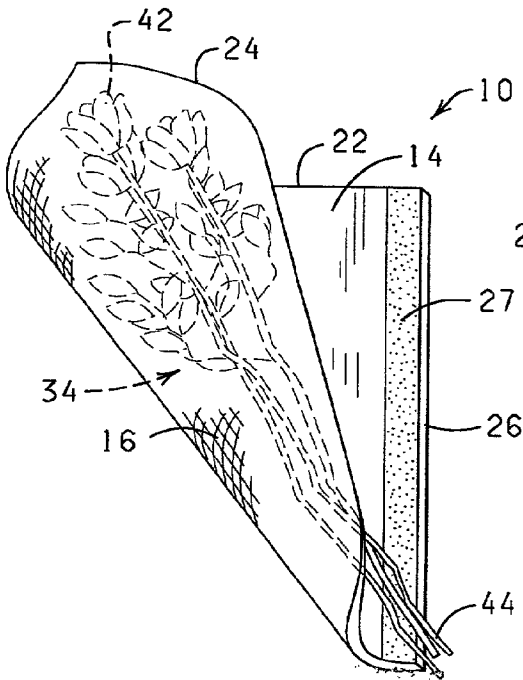


FIG. 4

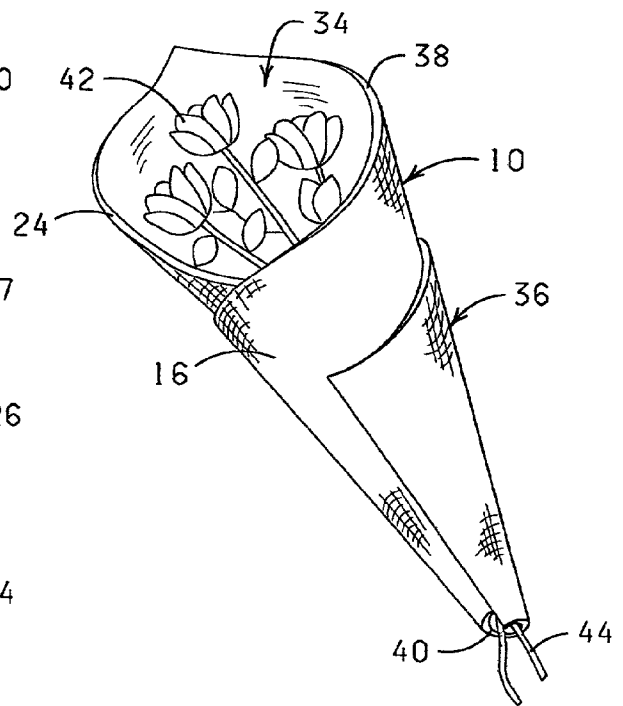


FIG. 5

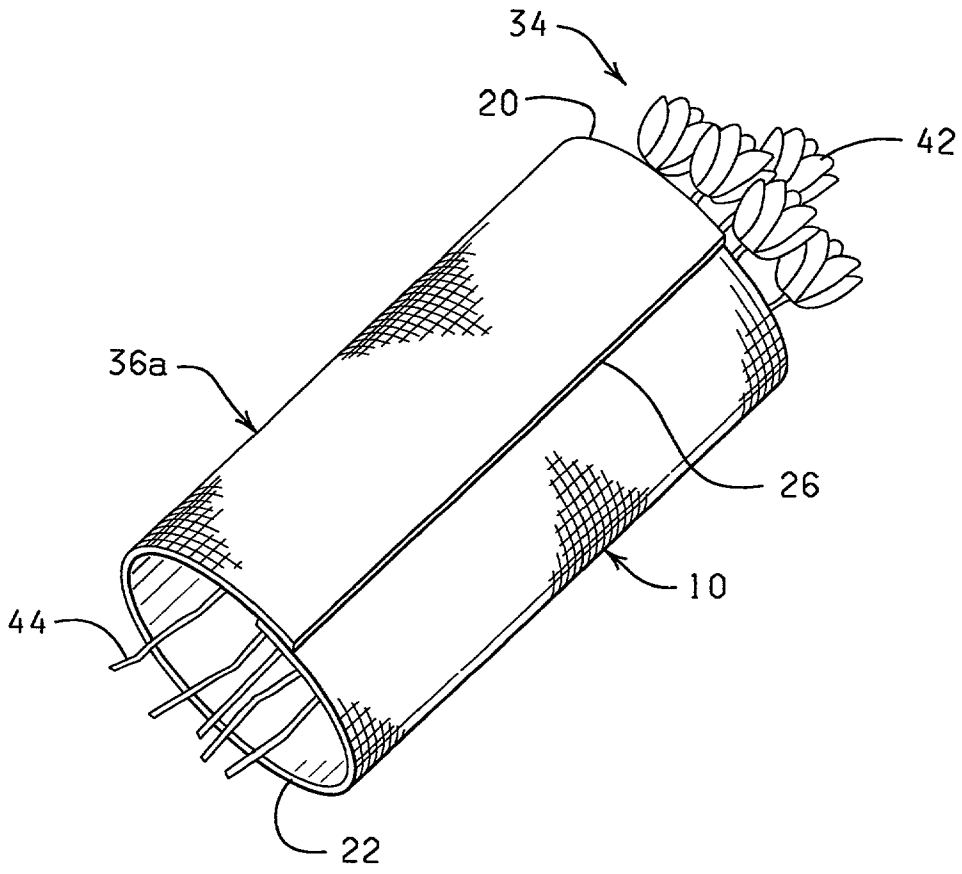


FIG. 6

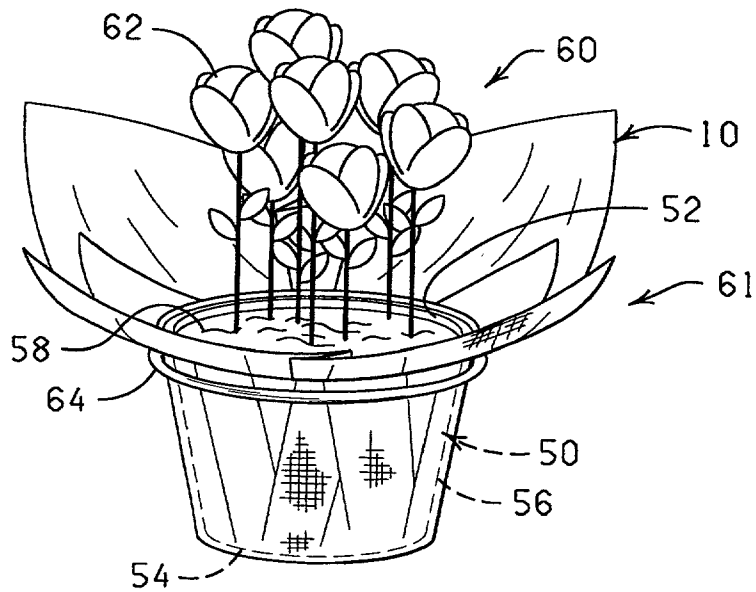


FIG. 7

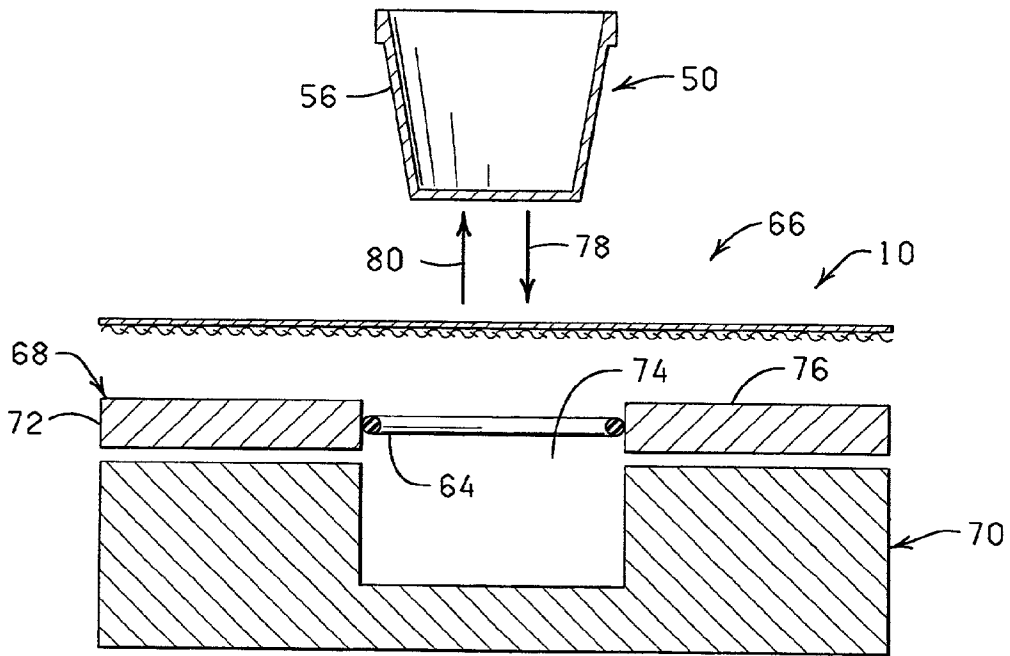


FIG. 8

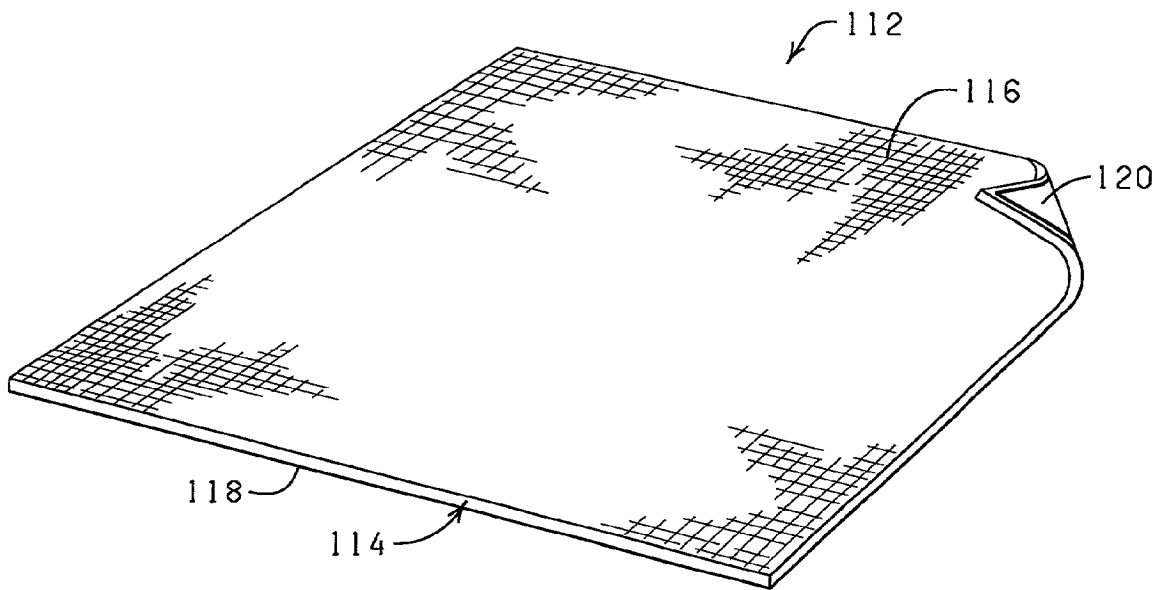


FIG. 9A

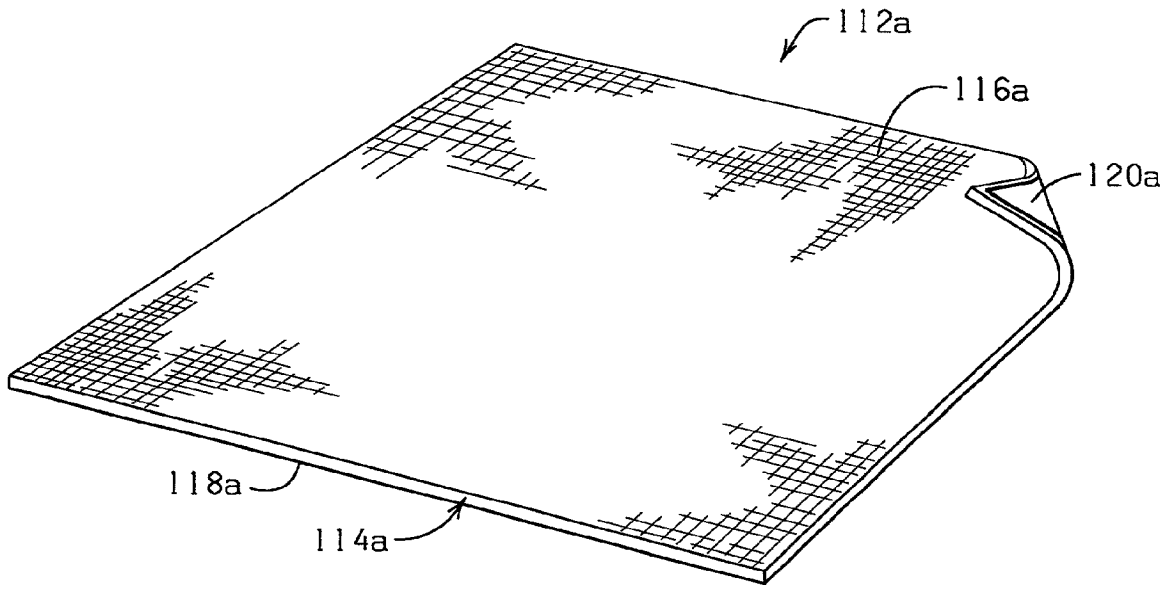


FIG. 9B

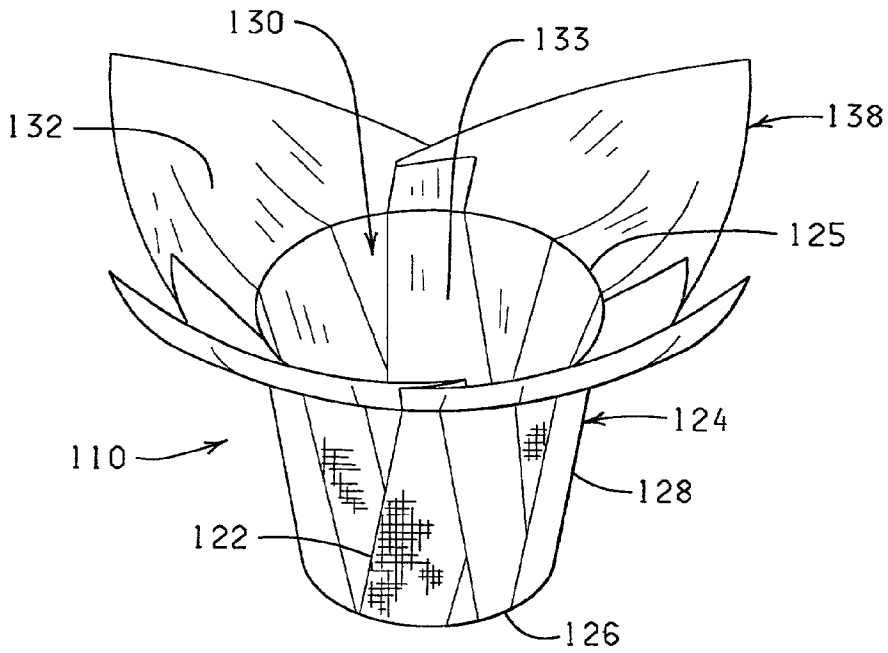


FIG. 10

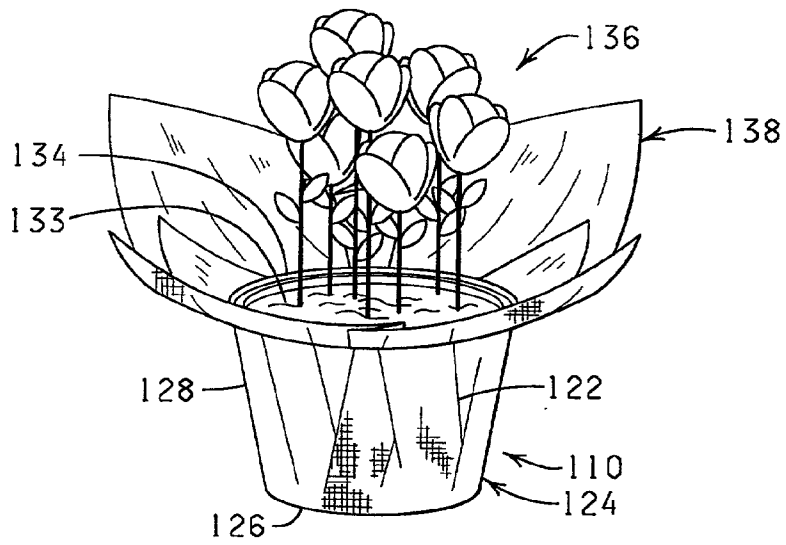


FIG. 11

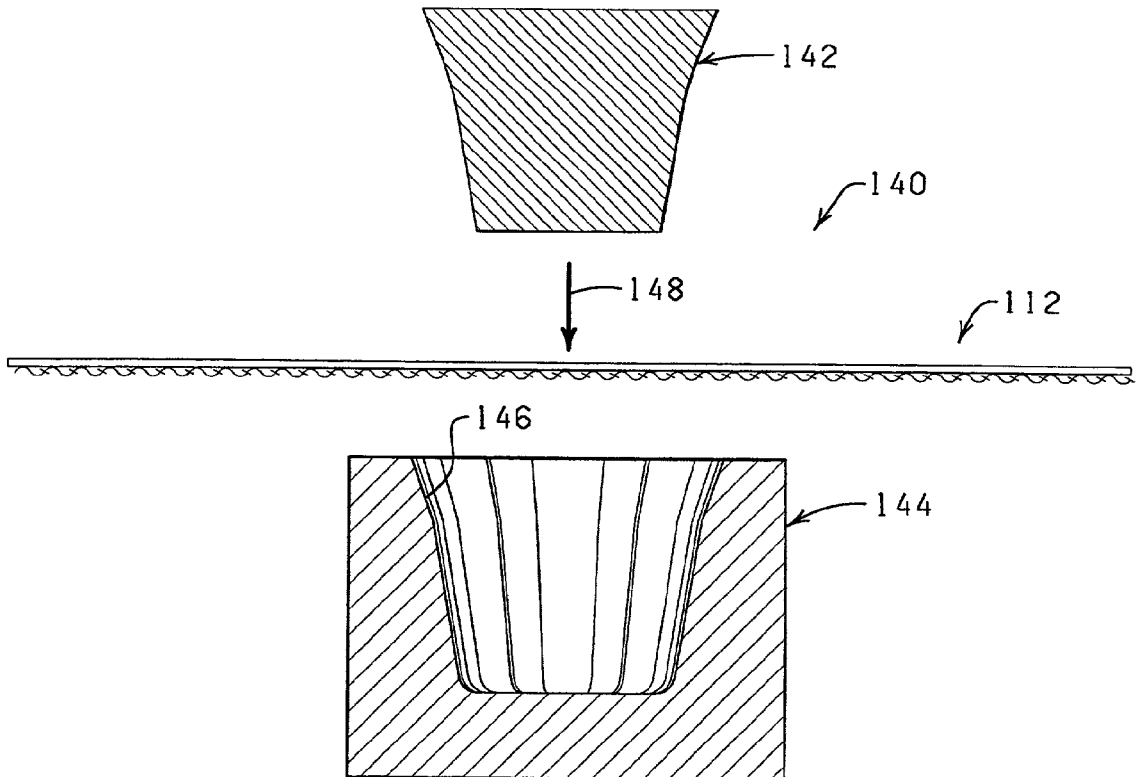
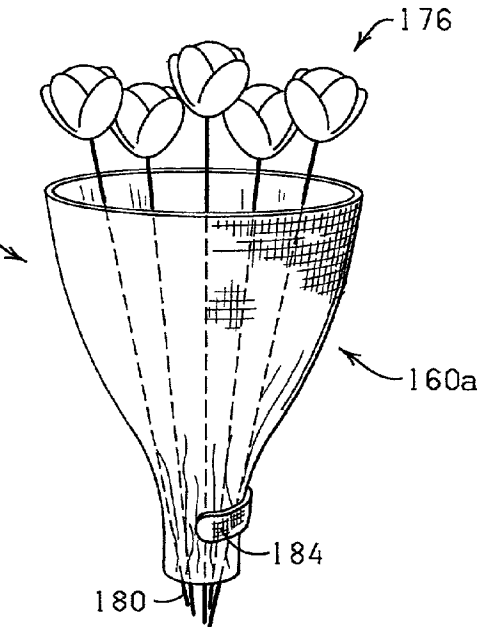
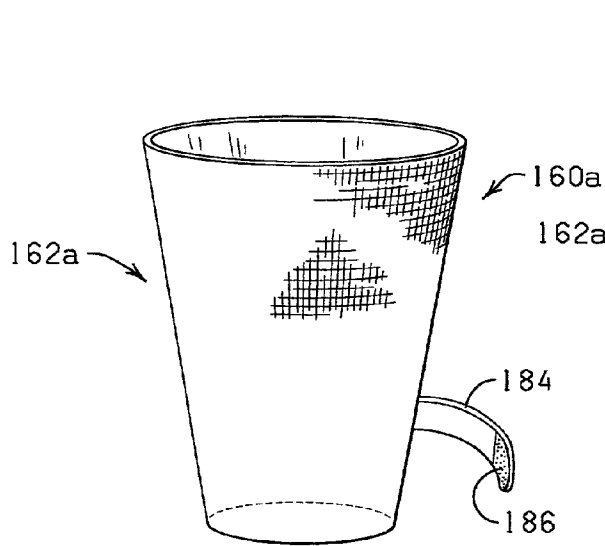
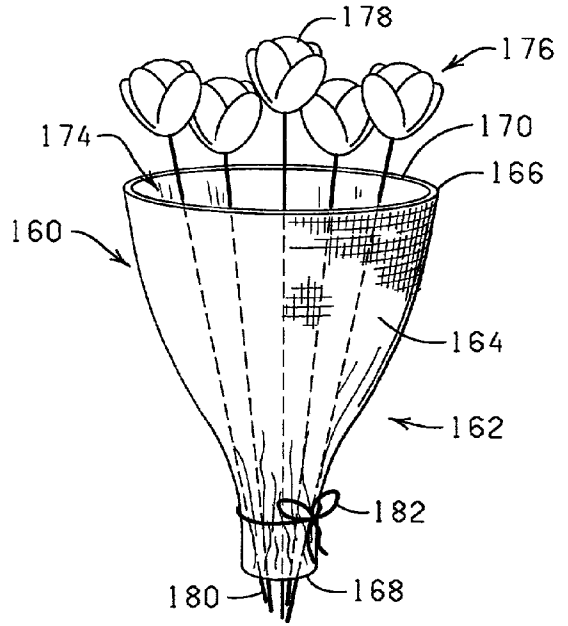
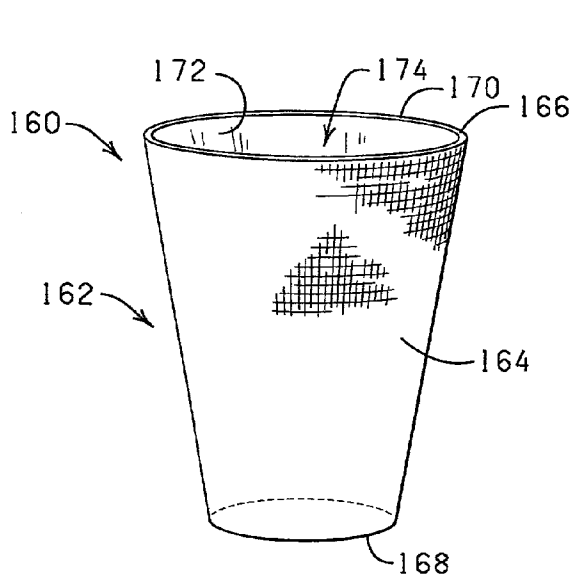


FIG. 12



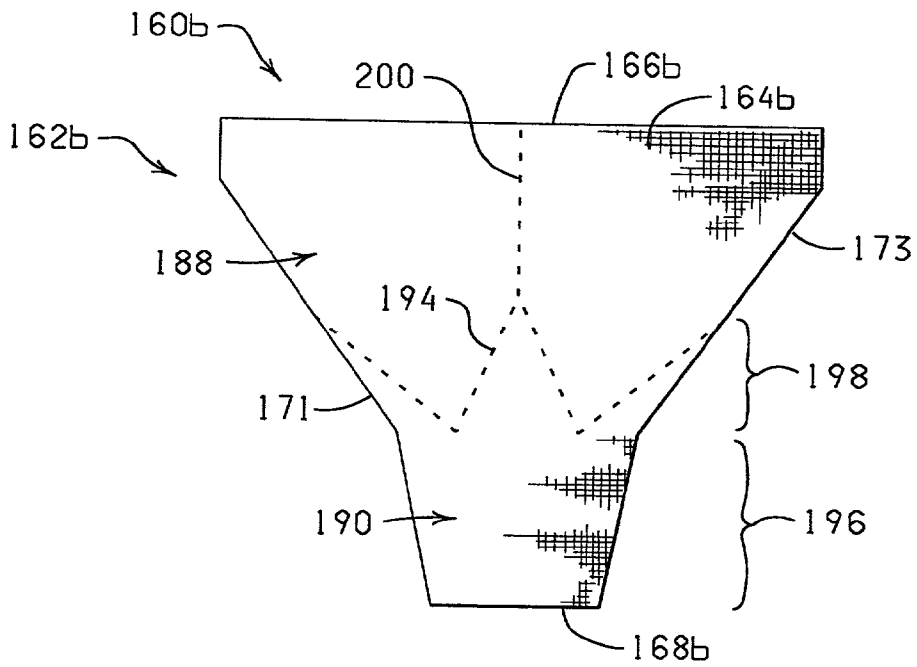


FIG. 17

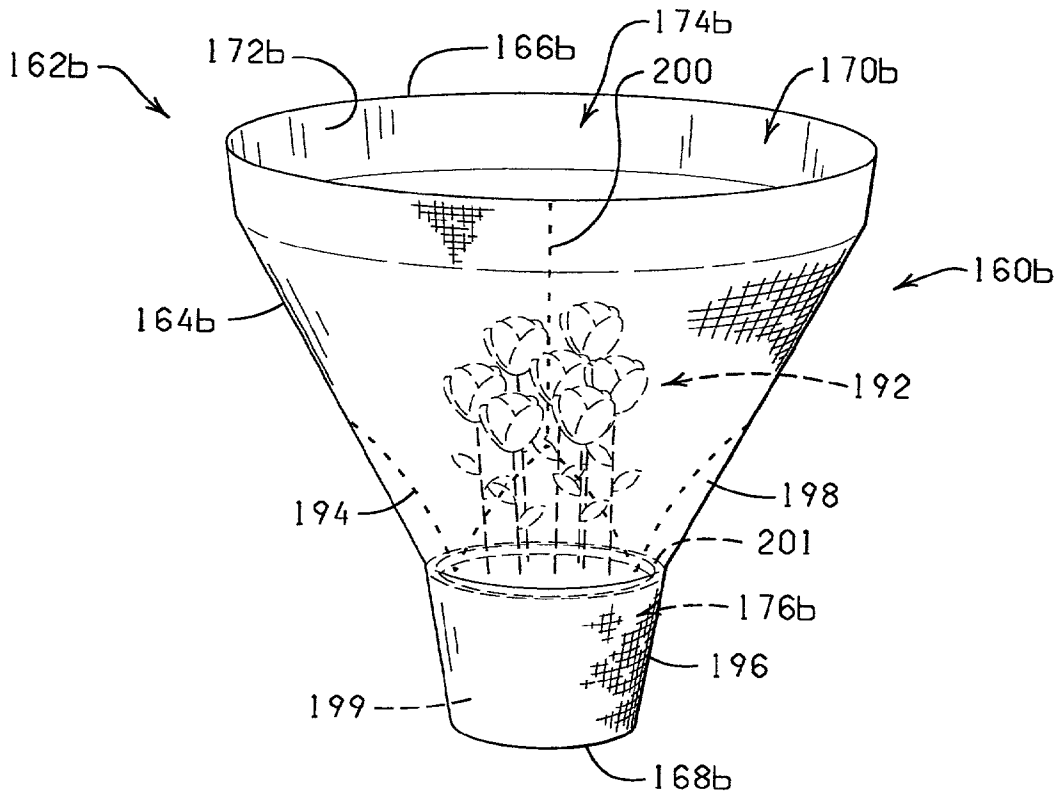


FIG. 18

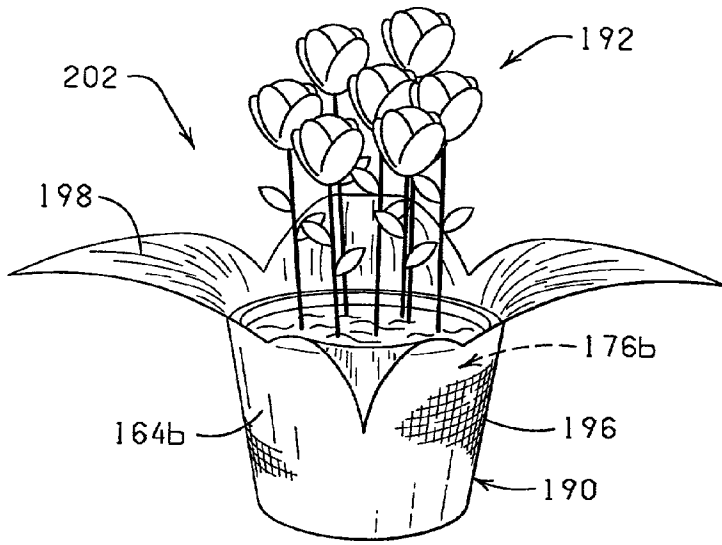


FIG. 19

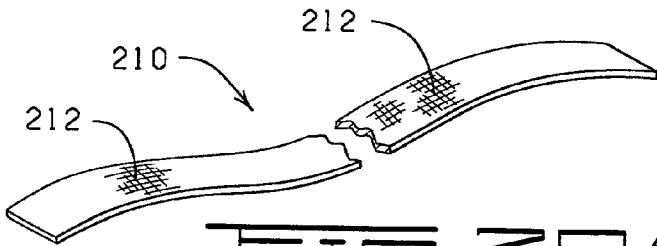


FIG. 20A

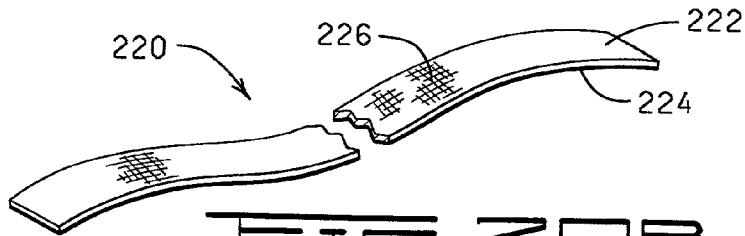


FIG. 20B

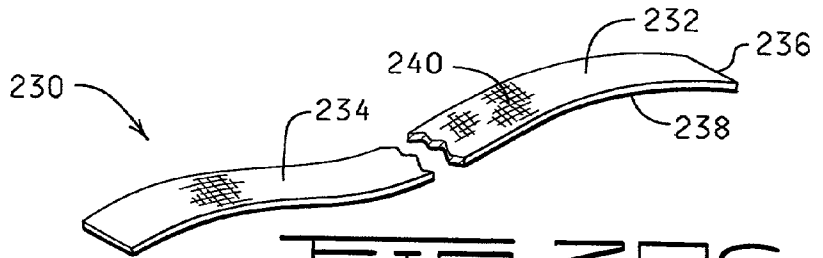


FIG. 20C

**DECORATIVE SLEEVE COVER HAVING A
MATTE OR TEXTURED FINISH ON A SURFACE
THEREOF**

**CROSS REFERENCE TO RELATED
APPLICATIONS**

[0001] This application is a continuation of copending application U.S. Ser. No. 09/143,732, entitled "DECORATIVE SLEEVE COVER FORMED OF A POLYMERIC MATERIAL HAVING A CLOTH-LIKE APPEARANCE", filed Aug. 29, 1998; which is a continuation of application U.S. Ser. No. 09/098,898, entitled "POLYMERIC MATERIAL HAVING A CLOTH-LIKE APPEARANCE", filed Jun. 17, 1998, now abandoned, which claims the benefit of U.S. Provisional application U.S. Ser. No. 60/050,867, filed Jun. 26, 1997.

**STATEMENT REGARDING FEDERALLY
SPONSORED RESEARCH OR DEVELOPMENT**

[0002] Not applicable.

FIELD OF THE INVENTION

[0003] The present invention relates to polymeric materials having a cloth-appearing finish on a surface thereof, and more particularly but not by way of limitation, to flower pot covers, floral wrappings and ribbon materials made from such polymeric materials. In one aspect, the present invention relates to methods for producing flower pot covers and methods of wrapping floral groupings and flower pots with a sheet of polymeric material having a cloth-appearing finish on a surface thereof to provide a decorative cover for such floral groupings and flower pots.

BRIEF DESCRIPTION OF THE DRAWINGS

[0004] FIG. 1 is a perspective view of a sheet of polymeric material having a cloth-appearing finish on a surface thereof constructed in accordance with the present invention.

[0005] FIG. 2 is a perspective view of the sheet of polymeric material having a cloth-appearing finish on a surface thereof of FIG. 1 having a bonding material disposed along one edge thereof.

[0006] FIG. 3 is a perspective view of the sheet of polymeric material having a cloth-appearing finish on a surface thereof of FIG. 2 having a floral grouping disposed thereon.

[0007] FIG. 4 is a perspective view of the floral grouping of FIG. 3 being wrapped with the sheet of polymeric material having a cloth-appearing finish on a surface thereof of FIG. 2 by one method of wrapping.

[0008] FIG. 5 is a perspective view of a decorative cover for the floral grouping formed from the sheet of polymeric material of FIG. 2 wherein the decorative cover formed from the sheet of material has a conical configuration.

[0009] FIG. 6 is a perspective view of a decorative cover formed from the sheet of polymeric material of FIG. 2 wherein a floral grouping is wrapped with the sheet of polymeric material having a cloth-appearing finish on a surface thereof by a second method of wrapping so that the decorative cover formed from the sheet of polymeric material having a cloth-appearing finish on a surface thereof has a substantially cylindrical configuration.

[0010] FIG. 7 is a perspective view of a decorative cover positioned about a flower pot wherein the decorative cover is formed from the sheet of polymeric material having a cloth-appearing finish on a surface thereof of FIG. 1.

[0011] FIG. 8 is a cross-sectional view of a flower pot cover former and band applicator apparatus having the sheet of polymeric material having a cloth-appearing finish on a surface thereof of FIG. 1 disposed above an opening of the flower pot cover former and band applicator and having a flower pot disposed above the sheet of polymeric material having a cloth-appearing finish on a surface thereof.

[0012] FIG. 9A is a perspective view of a sheet of expanded core polymeric film having a cloth-appearing finish on a surface thereof wherein an acrylic heat sealable lacquer is disposed on at least one surface thereof.

[0013] FIG. 9B is a perspective view of a laminated sheet of material having a cloth-appearing finish on a surface thereof wherein the laminated sheet of material comprises a sheet of expanded core polymeric film having a sheet of water impervious polymeric film laminated thereto.

[0014] FIG. 10 is a perspective view of a preformed pot cover formed from a sheet of the expanded core polymeric film of FIG. 9A, or a laminated sheet of material of FIG. 9B, or a sheet of the polymeric material having a cloth-appearing finish on a surface thereof similar to the sheet of polymeric material of FIG. 1.

[0015] FIG. 11 is a perspective view of the preformed pot cover of FIG. 10 having a flower pot disposed therein.

[0016] FIG. 12 is a diagrammatic, cross-sectional view of a male and female mold having a sheet of the expanded core polymeric film of FIG. 9A disposed therebetween for forming the preformed pot cover of FIG. 10.

[0017] FIG. 13 is a perspective view of a floral sleeve formed from the sheet of polymeric material having a cloth-appearing finish on a surface thereof.

[0018] FIG. 14 is a perspective view of the floral sleeve of FIG. 13 disposed about a floral grouping.

[0019] FIG. 15 is a perspective view of a floral sleeve having a cinching member wherein the floral sleeve is formed from a sheet of polymeric material having a cloth-appearing finish on a surface thereof.

[0020] FIG. 16 is a perspective view of the floral sleeve of FIG. 15 disposed about a floral grouping.

[0021] FIG. 17 is a side view of a sleeve having a detachable portion wherein the sleeve is formed from a sheet of polymeric material having a cloth-appearing finish on a surface thereof.

[0022] FIG. 18 is a perspective view of the sleeve of FIG. 17 having a flower pot disposed therein.

[0023] FIG. 19 is a perspective view of a flower pot disposed in the sleeve of FIG. 17 wherein an upper portion of the sleeve has been removed to provide a decorative cover having a skirt.

[0024] FIG. 20A is a perspective view of a polymeric ribbon material having a cloth-appearing finish on a surface thereof.

[0025] FIG. 20B is a perspective view of a polymeric ribbon material formed of an expanded core polymeric film having an acrylic lacquer on at least one surface thereof.

[0026] FIG. 20C is a perspective view of a laminated polymeric ribbon wherein one layer of the laminate is an expanded core polymeric film.

DETAILED DESCRIPTION

Description of FIGS. 1-9

[0027] Referring now to FIGS. 1 and 2, designated generally by the reference numeral 10 is a sheet of polymeric material having a cloth-like finish or appearance. That is, at least one surface of the sheet of polymeric material 10 has been modified to provide a matte or textured finish simulating the appearance of cloth. The terms "cloth-like finish" and "matte or textured finish simulating the appearance of cloth" may be used interchangeably. The modification of the sheet of polymeric material 10 to provide the sheet of polymeric material with a matte or textured finish can be accomplished in several ways. For example, a matte finish can be provided by printing a desired pattern on the sheet of polymeric material and thereafter laminating a matte materials such as a translucent polymeric film, over the printed pattern. To further enhance the cloth-like appearance of the sheet of polymeric material 10, the matte material may or may not have a plurality of spatially disposed holes extending therethrough. A matte or textured finish can also be produced by printing a sheet of polymeric material with a matted (i.e. dull finish) ink, by lacquering at least one surface of the sheet of polymeric material with a dull finish lacquer or a matting lacquer, by embossing the sheet of polymeric material to provide an embossed pattern simulating the weave or texture of cloth, or by embossing and printing the sheet of polymeric material to provide embossed and printed patterns wherein the embossed and printed patterns may be in registry, out of registry or wherein a portion of the embossed and printed patterns are in registry and a portion of the embossed and printed patterns are out of registry. In addition, a matte or textured finish capable of providing the sheet of polymeric material with a cloth-like appearance can be achieved by extruding a polymeric resin onto a matted or textured chill roll or by laminating a second sheet of material to the sheet of polymeric material.

[0028] The sheet of polymeric material 10 having a cloth-like appearance has an upper surface 14, a lower surface 16, and an outer peripheral edge 18. The lower surface 16 is matted or textured as described above to provide the sheet of polymeric material 10 with a cloth-like appearance. The outer peripheral edge 18 of the sheet of polymeric material 10 comprises a first side 20, a second side 22, a third side 24, and a fourth side 26. A bonding material 27 (FIG. 2) may be disposed on at least a portion of one or both surfaces of the sheet of material 10, such as the upper surface 14 thereof as shown and as further illustrated in U.S. Pat. No. 5,181,364, entitled "WRAPPING A FLORAL GROUPING WITH SHEETS HAVING ADHESIVE OR COHESIVE MATERIAL APPLIED THERETO", issued to Weder on Jan. 26, 1999, the specification of which is hereby expressly incorporated herein by reference.

[0029] The sheet of polymeric material 10 having a cloth-like appearance may be employed to provide a decorative cover for a floral grouping (FIGS. 3 through 6) or a decorative cover for a flower pot (FIG. 7); or it may be employed to form a preformed flower pot cover for covering a flower pot (FIGS. 10 and 11); or it may be employed to provide a sleeve for wrapping or covering a floral grouping (FIGS. 13 through 16) or a flower pot (FIGS. 17 through 19); or it may be employed to provide a ribbon material having a cloth-like appearance (FIG. 20A through 20c). The use of the sheet of polymeric material 10 having a cloth-like appearance to form a decorative cover for a floral grouping or a flower pot, or to form a sleeve for a floral grouping or a flower pot, or to form a preformed flower pot cover, or as a ribbon material will be described in more complete detail herein.

[0030] As noted above, the sheet of polymeric material 10 having a cloth-like appearance can be utilized to form a decorative cover for a floral grouping or a flower pot. The term "flower pot" as used herein refers to any type of container for holding a floral grouping, or a plant, or even another pot type container. Examples of flower pots and/or pot type containers include, but are not limited to, clay pots, wooden pots, plastic pots, pots made from natural and/or synthetic fibers, or any combination thereof. Such flower pots and/or pot-type containers are provided with a retaining space for receiving a floral grouping. The floral grouping may be disposed within the retaining space of the flower pot with a suitable growing medium described in further detail below, or other retaining medium, such as a floral foam. It will also be understood that in some cases the floral grouping, and any appropriate growing medium or other retaining medium, may be disposed in a sleeve formed from the sheet of material 10 if the sleeve is adapted to contain a medium.

[0031] "Floral grouping" as used herein will be understood to include cut fresh flowers, artificial flowers, a single flower or other fresh and/or artificial plants or other floral materials and may include other secondary plants and/or ornamentation or artificial or natural materials which add to the aesthetics of the overall floral grouping. Further, the floral grouping may comprise a growing potted plant having a root portion as well. However, it will be appreciated that the floral grouping may consist of only a single bloom or only foliage, or a botanical item (not shown), or a propagule. The term "floral grouping" may be used interchangeably herein with the term "floral arrangement". The term "floral grouping" may also be used interchangeably herein with the terms "botanical item" and/or "propagule."

[0032] The term "growing medium" when used herein will be understood to include any liquid, solid or gaseous material used for plant growth or for the cultivation of propagules, including organic and inorganic materials such as soil, humus, perlite, vermiculite, sand, water, and including the nutrients, fertilizers or hormones or combinations thereof required by the plants or propagules for growth.

[0033] The term "botanical item" when used herein will be understood to include a natural or artificial herbaceous or woody plant, taken singularly or in combination. The term "botanical item" also includes any portion or portions of natural or artificial herbaceous or woody plants including stems, leaves, flowers, blossoms, buds, blooms, cones, or roots, taken singly or in combination, or in groupings of such portions such as bouquets or floral groupings.

[0034] The term “propagule” when used herein will be understood to include any structure capable of being propagated or acting as an agent of reproduction including seeds, shoots, stems, runners, tubers, plants, leaves, roots or spores.

[0035] In the embodiments shown in the drawings, the sheet of polymeric material **10** having a cloth-like appearance is square. It will be appreciated, however, that the sheet of polymeric material **10** having a cloth-like appearance can be of any shape, configuration or size as long as the sheet of polymeric material **10** is sufficiently sized and shaped to wrap and encompass a floral grouping or a flower pot. For example, the sheet of polymeric material **10** may have a rectangular, round, oval, octagonal or asymmetrical shape. Further, multiple sheets of the polymeric material **10** may be used in a single circumstance to provide a decorative cover or sleeve for a floral grouping or a flower pot. Moreover, when multiple sheets of the polymeric material **10** having a cloth-like appearance are used in combination, the sheets of polymeric material **10** need not be uniform in size or shape. Finally, it will be appreciated that the sheet of polymeric material **10** having a cloth-like appearance shown herein is a substantially flat sheet except for the texturing, matting, embossing, flocking, application of a foamable lacquer or foamable ink, or other treatments and techniques employed to provide the sheet of polymeric material **10** with the desired texture or matting so that the sheet of polymeric material **10** has the appearance of cloth.

[0036] Any thickness or stiffness of the sheet of polymeric material **10** may be utilized in accordance with the present invention as long as the sheet of polymeric material **10** can be modified to provide the sheet of polymeric material **10** with a cloth-like appearance and the sheet of polymeric material **10** having a cloth-like appearance can be wrapped about at least a portion of a floral grouping or a flower pot, as described herein. Generally, the sheet of polymeric material **10** will have a thickness in a range of from about 0.1 mil to about 30 mil, and more desirably a thickness in a range of from about 0.5 mil to about 2.5 mil.

[0037] The terms “polymer film”, “polymeric film” and “polymeric material” when used herein will be understood to refer to a synthetic polymer such as a polypropylene, a naturally occurring polymer such as cellophane, an extruded polymeric material having an expanded core such as extruded polypropylene having an expanded core and combinations thereof, including but not limited to, laminated materials. The extruded polymeric material having an expanded core (which is sometimes referred to herein as an expanded core polymeric material) will generally have a thickness in the range of from about 0.6 mil to about 10 mil, more desirably in the range of from about 0.6 mil to about 1.25 mil. “Extruded polymeric material having an expanded core” as used herein refers to any extrudable polymeric material in which the core is expanded during extrusion, such as by incorporation of a blowing agent in the polymeric resin which is being extruded.

[0038] The sheet of material **10** may also be constructed, in whole or in part, from a cling material. “Cling material” when used herein includes any material which is capable of connecting to the sheet of material and/or itself upon contacting engagement during the wrapping process and is wrappable about an item whereby portions of the cling material contactingly engage and connect to other portions

of another material, or, alternatively, itself, for generally securing the material wrapped about at least a portion of a flower pot. This connecting engagement is preferably temporary in that the material may be easily removed, i.e., the cling material “clings” to the flower pot.

[0039] The cling material is constructed, and treated if necessary, from polyethylene such as Cling Wrap made by Glad®, First Brands Corporation, Danbury, Conn. The thickness of the cling material will, in part, depend upon the size of sleeve and the size of the flower pot in the sleeve, i.e., generally, a larger flower pot may require a thicker and therefore stronger cling material. The cling material will range in thickness from about 0.1 mil to about 10 mil, and preferably from about 0.5 mil to about 2.5 mil and most preferably from about 0.6 mil to about 2 mil. However, any thickness of cling material may be utilized in accordance with the present invention which permits the cling material to be modified as hereinbefore described to provide the cling material with a cloth-like appearance.

[0040] In one embodiment, a sleeve may be constructed from two sheets of polypropylene film wherein at least a lower or outer surface of one of the sheets of polypropylene film is modified as hereinbefore described to provide at least one of the sheets of polypropylene film with a cloth-like appearance. The sheets of polypropylene film employed to produce the sleeve may be connected together or laminated or may be separate layers. In an alternative embodiment, the sleeve may be constructed from only one sheet of polypropylene film having a cloth-like appearance.

[0041] The sheet of polymeric material **10** having a cloth-like appearance may vary in color. Further, the sheet of polymeric material **10** may comprise other decorative patterns or designs in addition to the matting, texturing, flocking, application of flammable lacquers or foamable inks, or embossing employed to impart the cloth-like appearance to the sheet of polymeric material **10**.

[0042] As illustrated in FIG. 3, the sheet of polymeric material **10** has a width **30** extending generally between the first side **20** and the second side **22**, respectively, sufficiently sized whereby the sheet of polymeric material **10** can be wrapped about and encompass a floral grouping or a flower pot. The sheet of polymeric material **10** has a length **32** extending generally between the third side **24** and the fourth side **26**, respectively, sufficiently sized whereby the sheet of polymeric material **10** extends over a substantial portion of the floral grouping when the sheet of polymeric material **10** has been wrapped about the floral grouping in accordance with the present invention, as described in detail herein. The sheet of polymeric material **10** may also be wrapped about a flower pot to substantially wrap and cover the flower pot in accordance with the present invention.

[0043] A plurality of sheets of polymeric material **10** having a cloth-like appearance may be connected together to form a roll as is shown in U.S. Pat. No. 5,459,976, issued to Weder et al. on Oct. 24, 1995, entitled “MATERIAL AND ADHESIVE STRIP DISPENSER”, the specification of which is hereby expressly incorporated in its entirety herein by reference.

[0044] FIGS. 3-5 illustrate the use of the sheet of polymeric material **10** having a cloth-like appearance in wrapping a floral grouping **34** to provide a decorative cover **36**

(FIG. 5) for the floral grouping 34 wherein the decorative cover 36 has an open upper end 38 and a lower end 40. The sheet of polymeric material 10 may optionally have the strip of bonding material 27 disposed upon the upper surface 14, the lower surface 16 or both, such as the strip of bonding material 27 disposed along at least a portion of the upper surface 14 of the sheet of polymeric material 10 so as to be disposed substantially adjacent the fourth side 26 thereof substantially as shown in FIGS. 3 and 4. Further, the sheet of polymeric material 10 having a cloth-like appearance can be provided either as an individual sheet or from a pad or roll of material.

[0045] The bonding material 27, if present, may have a backing or release strip (not shown). The backing or release strip may be left applied for a period of time to the bonding material 27 after it is disposed on a surface of the sheet of polymeric material 10 prior to its use as a wrapping material, to protect the bonding qualities of the bonding strip. In operation, an operator may dispose the sheet of polymeric material 10 having a cloth-like appearance on a support surface (not shown) such that the lower surface 16 of the sheet of polymeric material 10 (which has been modified to provide the sheet of polymeric material 10 with a cloth-like appearance) is in contact with the support surface.

[0046] Referring more specifically to FIGS. 3-5, the floral grouping 34 is placed upon the upper surface 14 of the sheet of polymeric material 10 in a diagonal orientation. The floral grouping 34 has an upper bloom or foliage portion 42 and a lower stem portion 44. The sheet of polymeric material 10 is then wrapped about the floral grouping 34 by the operator (FIGS. 4 and 5), the operator overlapping a portion of the sheet of polymeric material 10 over another portion of the sheet of polymeric material 10. That is, for example, the operator places the first side 20 of the sheet of polymeric material 10 over the floral grouping 34, as shown in FIG. 4. The operator continues to roll the floral grouping 34 and the sheet of polymeric material 10 in the direction toward the second side 22 of the sheet of polymeric material 10 until the upper surface 14 near second side 22 firmly engages the lower surface 16 of the sheet of polymeric material 10, wherein the floral grouping 34 is substantially encompassed by the sheet of polymeric material 10, and wherein the bonding material 27 contacts the sheet of polymeric material 10 to provide the decorative cover 36 having a cloth-like appearance which substantially encompasses and surrounds a substantial portion of the floral grouping 34. FIG. 5 shows the floral grouping 34 wrapped in a conical fashion to provide the decorative cover 36 for the floral grouping 34 which has the appearance of being made of a cloth material. When the floral grouping 34 is wrapped in a conical fashion, the bloom portion 42 of the floral grouping 34 is exposed near the open upper end 38 of the decorative cover 36, and the stem portion 44 of the floral grouping 34 is exposed near the lower end 40 of the decorative cover 36.

[0047] In another embodiment, illustrated in FIG. 6, the sheet of polymeric material 10 having a cloth-like appearance is utilized to wrap the floral grouping 34 in a cylindrical fashion. The floral grouping 34 is disposed upon the sheet of polymeric material 10 approximately parallel to the third side 24 of the sheet of polymeric material 10. The sheet of polymeric material 10 is wrapped generally about the stem portion 44 of the floral grouping 34 to a position wherein the third side 24 of the sheet of polymeric material 10 generally

overlaps the fourth side 26 of the sheet of polymeric material 10 in a cylindrical fashion. It should be noted that the sheet of polymeric material 10 may be wrapped a plurality of times about the stem portion 44 of the floral grouping 34 before the overlapping of the third side 24 and the fourth side 26 of the sheet of polymeric material 10. As before, the portion of the sheet of polymeric material 10 near the third side 24 is disposed generally adjacent another portion of the sheet of polymeric material 10 and the two adjacent portions then are brought into contact where they may be bondingly engaged, thereby securing the sheet of polymeric material 10 generally about the floral grouping 34 so as to provide a decorative cover 36a for the floral grouping 34 which has the appearance of being fabricated of cloth.

[0048] In another version of the invention, the sheet of polymeric material 10 having a cloth-like appearance may be used to wrap a flower pot or pot-type container, as noted above. Shown in FIG. 7 is a flower pot designated by the reference numeral 50 having an open upper end 52, a bottom end 54, an outer peripheral surface 56, an inner retaining space 58 within which may be disposed a growing medium. The flower pot 50 may contain a botanical item, such as a plant 60, which has an upper portion 62 comprising blooms or foliage or both.

[0049] The sheet of polymeric material 10 having a cloth-like appearance may be wrapped about the flower pot 50 by any one of numerous methods used to wrap sheets of material about flower pots to form decorative pot covers for flower pots, such as a decorative cover 61 having a cloth-like appearance disposed about the flower pot 50 illustrated in FIG. 7. The sheet of polymeric material 10 may, for example, be formed by hand about the outer peripheral surface 56 of the flower pot 50 to produce the decorative cover 61 which has the appearance of being fabricated of cloth. The decorative cover 61 can then be secured about the flower pot 50 by a bonding material or by an elastic band 64 such that the open upper end 52 of the flower pot 50 remains substantially uncovered by the decorative cover 61 substantially as shown in FIG. 7.

[0050] Referring now to FIG. 8, a flower pot cover former and band applicator apparatus 66 for forming the sheet of polymeric material 10 having a cloth-like appearance into the decorative cover 61 for the flower pot 50 of FIG. 7 is illustrated. The flower pot cover former and band applicator apparatus 66 comprises a band applicator 68 and a flower pot cover former 70. The flower pot cover former and band applicator apparatus 66 has a support platform 72 with an opening 74 formed therein. A band, such as elastic band 64, is disposed circumferentially about the opening 74 in the support platform 72.

[0051] The lower surface 16 of the sheet of polymeric material 10 (which has been modified to provide the sheet of polymeric material 10 with a textured or matted surface simulating cloth) is positioned on an upper surface 76 on the support platform 72 such that the sheet of polymeric material 10 is positioned over the opening 74 in the support platform 72. The flower pot 50 is positioned above the sheet of polymeric material 10 and is moved in a direction 78 into the opening 74 of the flower pot cover former and band applicator apparatus 66. As the flower pot 50 is moved into the opening 74, the sheet of polymeric material 10 is pressed about the outer peripheral surface 56 of the flower pot 50

thereby forming the decorative cover **61** about the flower pot **50**. The decorative cover **61** (which has a cloth-like appearance) is then secured about the flower pot **50** by the elastic band **64**. The flower pot **50** having the decorative cover **61** secured thereto is then moved in a direction **80** out of the opening **74** in the support platform **72**.

[0052] The elastic band **64** can be applied manually or automatically such as by the method shown in U.S. Pat. No. 5,105,599, entitled "MEANS FOR SECURING A DECORATIVE COVER ABOUT A FLOWER POT", issued to Weder on Apr. 21, 1993 which is hereby expressly incorporated herein by reference. The band **64** can also be applied as a tie using a method such as described in "Single Station Covering and Fastening System", U.S. Pat. No. 5,609,009, issued to Weder et al. on Mar. 11, 1997, the specification of which is hereby expressly incorporated herein by reference. The sheet of polymeric material **10** having a cloth-like appearance can also be applied automatically about the flower pot **50**, for example, by methods shown in U.S. Pat. No. 4,733,521 entitled "COVER FORMING APPARATUS" issued to Weder et al. on Mar. 29, 1988, and U.S. Pat. No. 5,291,721, entitled "COVER FORMING APPARATUS HAVING A VOTING FORMING MEMBERS", issued to Weder et al. on Mar. 8, 1994, both of which are hereby expressly incorporated herein by reference.

[0053] Instead of securing the decorative cover **61** about the flower pot **50** via the band **64**, the decorative cover **61** formed from the sheet of polymeric material **10** having a cloth-like appearance may be secured to the flower pot **50** by the use of one or more bonding materials. For example, the upper surface **14** of the sheet of polymeric material **10** may have a bonding material such as the bonding material **27** disposed upon a portion thereof. When the sheet of polymeric material **10** is disposed about the flower pot **50**, at least a portion of the upper surface **14** of the sheet of polymeric material **10** contacts the outer peripheral surface **56** of the flower pot **50** and is thereby bonded and held about the flower pot **50** via the bonding material.

[0054] The bonding material may cover a portion of the upper surface **14** of the sheet of polymeric material **10** or the bonding material may entirely cover the upper surface **14** of the sheet of polymeric material **10**. The bonding material may be disposed on the upper surface **14** of the sheet of polymeric material **10** in the form of a strip or in the form of spaced-apart spots. One method for disposing a bonding material on the sheet of polymeric material **10** is described in U.S. Pat. No. 5,111,637, entitled "Method For Wrapping A Floral Grouping", issued to Weder, et al. on May 12, 1992, which is expressly incorporated herein by reference.

[0055] The term "bonding material" when used herein refers to an adhesive, frequently a pressure sensitive adhesive, or a cohesive or any adhesive/cohesive combination having adhesive qualities (i.e., qualities of adhesion or adhesion/cohesion, respectively) sufficient to cause the attachment of a portion of the sheet of polymeric material **10** to itself, to a floral grouping **34**, or to a flower pot **50**. Since the bonding material may comprise either an adhesive or an adhesive/cohesive combination, it will be appreciated that both adhesives and cohesives are known in the art, and both are commercially available. When the bonding material is a cohesive, a similar cohesive material must be placed on the adjacent surface for bondingly contacting and bondingly

engaging with the cohesive material. The term "bonding material" also includes materials which are heat sealable and, in this instance, the adjacent portions of the material must be brought into contact and then heat must be applied to effect the seal. The term "bonding material" also includes materials which are sonically sealable and vibratory sealable. The term "bonding material" when used herein also includes a heat sealing lacquer or hot melt material which may be applied to the material and, in this instance, heat, sound waves, or vibrations, also must be applied to effect the sealing.

[0056] The term "bonding material" when used herein also includes any type of material or thing which can be used to effect the bonding or connecting of the two adjacent portions of the sheet of polymeric material **10** to effect the connection or bonding described herein. The term "bonding material" may also include ties, labels, bands, ribbons, strings, tapes (including single or double-sided adhesive tapes), staples or combinations thereof. Some of the bonding materials would secure the ends of the material while other bonding materials may bind the circumference of a cover, or a sleeve, or, alternatively and/or in addition, the bonding materials would secure overlapping folds in the material and/or sleeve. Another way to secure the cover and/or sleeve is to heat seal the ends of the material to another portion of the material. One way to do this is to contact the ends with an iron of sufficient heat to heat seal the material.

[0057] Alternatively, a cold seal adhesive may be utilized as the bonding material. The cold seal adhesive adheres only to a similar substrate, acting similarly as a cohesive, and binds only to itself. The cold seal adhesive, since it bonds only to a similar substrate, does not cause a residue to build up on equipment, thereby both permitting much more rapid disposition and use of such equipment to form articles and reducing labor costs. Further, since no heat is required to effect the seal, the dwell time, that is, the time for the sheet of material to form and retain the shape of an article, such as a flower pot cover or flower pot, is reduced. A cold seal adhesive binds quickly and easily with Silt minimal pressure, and such a seal is not readily releasable. This characteristic is different from, for example, a pressure sensitive adhesive.

[0058] The term "bonding material" when used herein also includes any heat or chemically shrinkable material, and static electrical or other electrical materials, chemical welding materials, magnetic materials, mechanical or barb-type fastening materials or clamps, curl-type characteristics of the film or materials incorporated in material which can cause the material to take on certain shapes, cling films, slots, grooves, shrinkable materials and bands, curl materials, springs, and any type of welding method which may weld portions of the material to itself or to the pot, or to both the material itself and the pot.

Description of FIGS. 9-12

[0059] Referring now to FIGS. 9 through 11, a decorative preformed flower pot cover **110**[is] illustrated in FIGS. 10 and 11 is constructed from a sheet of flexible material **112** having a cloth-like appearance (FIG. 9A) or a laminated sheet of flexible material **112a** (FIG. 9B). It should be understood that a sheet of material similar to the sheet of polymeric material **10** having a cloth-like appearance here-

inbefore described can also be employed to form the decorative preformed pot cover **110**. In the embodiment shown in **FIG. 9A**, the sheet of flexible material **112** used in the construction of the decorative preformed flower pot cover **110** comprises a sheet of expanded core polymeric film **114** having an upper surface **116**, a lower surface **118** and a thickness in the range of from about 0.6 mil to about 10 mil, more desirably in the range of from about 0.6 mil to about 1.25 mil, and a coating of an acrylic heat sealable lacquer **120** disposed on at least one of the upper and lower surfaces **116** and **118**, respectively, of the sheet of expanded core polymeric film **114**. While the decorative preformed flower pot cover **110** is shown as being formed of the sheet of flexible material **112** having a matte or textured finish simulating the appearance of cloth, it should be understood that the decorative preformed flower pot cover **110** can also be formed from a sheet of flexible material **112** comprising a sheet of expanded core polymeric film **114** having a coating of acrylic heat sealable lacquer **120** disposed on at least one surface thereof wherein the surface of the sheet of expanded core polymeric film **114** is not modified to provide a cloth-like appearance.

[0060] As previously stated, the modification of the sheet of expanded core polymeric film **114** to provide the sheet of flexible material **112** with the desired matte or textured finish can be accomplished by printing a desired pattern on the sheet of expanded core polymeric film **114** and thereafter laminating a matte material, such as a translucent polymeric film, over the printed pattern. To further enhance the cloth-like appearance, the matte material may or may not have a plurality of spatially disposed holes extending therethrough. A matte or textured finish can also be produced by printing a sheet of expanded core polymeric film **114** with a matted (i.e. dull finish) ink, by lacquering at least one surface of the sheet of expanded core polymeric film **114** with a dull finish lacquer or a matting lacquer, by embossing the sheet of expanded core polymeric film **114** to provide an embossed pattern simulating the weave or texture of cloth, or by embossing and printing the sheet of expanded core polymeric film **114** to provide embossed and printed patterns wherein the embossed and printed patterns may be in registry, out of registry or wherein a portion of the embossed and printed patterns are in registry and a portion of the embossed and printed patterns are out of registry. In addition, a matte or textured finish capable of providing the sheet of flexible polymeric film **114** with a cloth-like appearance can be achieved by extruding a polymeric resin onto a matted or textured chill roll to produce the sheet of expanded core polymeric film **114** or by laminating a second sheet of material to the sheet of expanded core polymeric film **114**. When the sheet of flexible material **112** is formed into the decorative preformed flower pot cover **110**, a plurality of overlapping folds **122** are formed and at least a portion of the overlapping folds **122** are connected to adjacently disposed portions of the decorative preformed flower pot over **110** via the acrylic heat sealable lacquer **120**.

[0061] As shown in **FIGS. 10 and 11**, the decorative preformed pot cover **110** has a base **124** having an open upper end **125**, a lower end **126**, and an outer peripheral surface **128**. An opening **130** intersects the open upper end **125** of the base **124** of the decorative preformed flower pot cover, forming an inner peripheral surface **132** which defines and encompasses a retaining space **133** within which a flower pot **134** containing a floral grouping **136** may be

disposed in a manner well known in the art (**FIG. 11**). The decorative preformed flower pot cover **110** is further provided with a decorative border **138** which extends outwardly from the open upper end **125** of the base **124**. Desirably, at least a portion of one surface of one of the base **124** and the decorative border **138** of the decorative border **138** of the decorative, preformed flower pot cover **110** is provided with a matte or textured finish simulating the appearance of cloth.

[0062] As stated above, the decorative preformed flower pot cover **110** is provided with a plurality of overlapping folds **122** which are formed in the base **124** thereof, and at least a portion of the overlapping folds **122** are connected so that the decorative preformed flower pot cover **110** may be substantially flattened and then unflattened to assume the original shape of the decorative preformed flower pot cover **110**. A substantial portion of the overlapping folds **122** extend over different distances and at various and arbitrary angles. The decorative border **138** of the decorative preformed flower pot cover **110** is substantially free of permanently connected overlapping folds.

[0063] In another embodiment, a laminated sheet of flexible material **112a** (**FIG. 9B**) is used in the construction of the decorative preformed flower pot cover **110**. The laminated sheet of flexible material **112a** is a laminated material which comprises a sheet of expanded core polymeric film **114a** having an upper surface **116a**, and a lower surface **118a**, and a substantially water impervious polymeric film **120a**. At least one surface of the sheet of expanded core polymeric film **114a** or substantially water impervious polymeric film **120a** is modified to provide the laminated sheet of flexible material **112a** with the desired cloth-like appearance. It should be understood that the decorative preformed flower pot cover **110** can also be formed from a laminated sheet of flexible material **112a** comprising a sheet of expanded core polymeric film **114a** and a substantially water impervious polymeric film **120a** wherein neither the sheet of expanded core polymeric film **114a** nor the substantially water impervious polymeric film **120a** is modified to provide the laminated sheet of flexible material **112a** with the desired cloth-like appearance.

[0064] The sheet of expanded core polymeric film **114a** desirably has a thickness in a range of from about 0.6 mil to about 10 mil, and more desirably from about 0.6 mil to about 1.25 mil, and the substantially water impervious polymeric film **120a** desirably has a thickness in a range of from about 0.6 mil to about 10 mil. The substantially water impervious polymeric film **120a** is desirably laminated to the sheet of expanded core polymeric material **114a** with a colored adhesive so as to impart a desired color to the laminated sheet of flexible material **112a**. While the thickness of the laminated sheet of flexible material **112a** can vary widely, and will generally depend on the thickness of the sheet of expanded core polymeric film **114a** and the thickness of the substantially water impervious polymeric film **120a**, desirable results can be obtained where the laminated sheet of flexible material **112a** has a thickness in the range of from about 1.5 mil to about 2.5 mil.

[0065] As previously stated, the decorative preformed flower pot cover **110** may be constructed of the sheet of flexible material **112** (**FIG. 9A**), or from the laminated sheet of flexible material **112a** (**FIG. 9B**), or from the sheet of polymeric material **10** (**FIG. 1**); and the decorative pre-

formed flower pot cover **110** so formed will have a plurality of overlapping folds **122** formed therein, at least a portion thereof being connected. If desired, the decorative preformed flower pot cover **110** can be formed of a plurality of sheets of the same and/or different types of material.

[0066] The method and apparatus employed to form the preformed flower pot cover is substantially identical whether one uses one or more sheets of the flexible material **112** (FIG. 9A), or one or more laminated sheets of the flexible material **112a** (FIG. 9B), or one or more sheets of polymeric material **10** (FIG. 1) or a combination of such sheets of material. Thus, only the formation of the preformed flower pot cover **110** using a sheet of the flexible material **112** of FIG. 9 will be described in detail hereinafter.

[0067] The decorative preformed flower pot cover **110** may be formed using a conventional mold system **140** comprising a male mold **142** and a female mold **144** having a mold cavity **146** for matingly receiving the male mold **142** (FIG. 12). The sheet of flexible material **112** is positioned between the male and female molds **142** and **144**, respectively. Movement of the male mold **142** in the direction **148** and into the mold cavity **146** forces the sheet of flexible material **112** to be disposed about the portion of the male mold **142** disposed in the mold cavity **146** of the female mold **144** and thereby forms the sheet of material **112** into the preformed decorative flower pot cover **110** (FIGS. 10 and 11). Further, in accordance with the present invention, the decorative preformed flower pot cover **110** constructed from the materials described herein above, may have a bonding material disposed upon a portion thereof.

[0068] Methods for forming such preformed decorative pot covers are well known in the art. Two methods of forming such covers are described in U.S. Pat. No. 4,773, 182, entitled "ARTICLE FORMING SYSTEM" issued to Weder et al. on Sep. 27, 1998, and U.S. Pat. No. 5,291,721, entitled "COVER FORMING APPARATUS HAVING A VOTING FORMING MEMBERS", issued to Weder et al. on Mar. 8, 1994, each of which is expressly incorporated herein by reference.

Description of FIGS. 13-19

[0069] Shown in FIG. 13 is a decorative cover designated therein by the general reference numeral **160** which comprises a flexible bag or sleeve **162** of unitary construction having a cloth-like appearance in accordance with the present invention. The sleeve **162** may be used as a decorative cover **160** for a floral grouping or a flower pot. The sleeve **162** initially comprises a flexible flat collapsed piece of material which is openable in the form of a tube or sleeve. Such sleeves are well known in the floral industry. Further, in accordance with the present invention, at least a portion of one surface, preferably an outer peripheral surface **164** of the sleeve **162**, has been modified to provide with sleeve **162** with a cloth-like appearance, as previously described herein. The sleeve **162** has an upper end **166**, a lower end **168** and the outer peripheral surface **164**. The sleeve **162** may be tapered outwardly from the lower end **168** toward a larger diameter at its upper end **166**. In its flattened state the sleeve **162** generally has an overall trapezoidal or modified trapezoidal shape, and when opened is substantially frusto-conical to coniform. It will be appreciated, however, that the sleeve **162** may comprise variations on the aforementioned

shapes or may comprise significantly altered shapes such as square or rectangular, wherein the sleeve **162** when opened has a cylindrical form, as long as the sleeve **162** functions in accordance with the present invention in the manner described herein. The sleeve **162** (or any other sleeve disclosed herein) may have an angular or contoured shape.

[0070] The sleeve **162** has an opening **170** at the upper end **166** and may be open at the lower end **168**, or closed with a bottom at the lower end **168**. The sleeve **162** also has an inner peripheral surface **172** which, when the sleeve **162** is opened, defines and encompasses an inner retaining space **174**. When the lower end **168** of the sleeve **162** has a closed lower end **168**, a portion of the lower end **168** may be inwardly folded to form one or more gussets (not shown) for allowing the lower portion of the inner retaining space **174** to be expandable, for example, for receiving the circular bottom of a pot or growing medium.

[0071] The sleeve **162** is generally frusto-conically shaped, but the sleeve **162** may be, by way of example but not by way of limitation, cylindrical, frustoconical, a combination of both frusto-conical and cylindrical, or any other shape, as long as the sleeve **162** functions as described herein as noted above. Further, the sleeve **162** may comprise any shape, whether geometric, non-geometric, asymmetrical and/or fanciful as long as it functions in accordance with the present invention. The sleeve **162** may also be equipped with drain holes (if having a closed bottom) or side ventilation holes (not shown), or can be made from gas permeable or impermeable materials.

[0072] The material from which the sleeve **162** is constructed is the same as previously described above for the sheet of polymeric material **10** having a cloth-like appearance, or the sheet of flexible material **112** or **112a**. Any thickness of material may be utilized in accordance with the present invention as long as the sleeve **162** may be formed as described herein, is provided with a cloth-like appearance, and as long as the formed sleeve **162** may contain at least a portion of a flower pot or a floral grouping, as described herein. Additionally, an insulating material such as bubble film, preferable as one of two or more layers, can be utilized in order to provide additional protection for the item, such as a floral grouping, contained therein.

[0073] In FIG. 14 the sleeve **162** is illustrated having a cloth like appearance provided on the outer peripheral surface **164** of the sleeve **162**. A floral grouping **176** is disposed within the inner retaining space **174** of the sleeve **162**. Generally, an upper or bloom portion **178** of the floral grouping **176** is exposed near the opening **170** of the sleeve **162** and a lower or stem portion **180** of the floral grouping **176** is exposed near the lower end **168** of the sleeve **162**. Either end of the sleeve **162** may be closed about the floral grouping **176**. Generally, a portion of the sleeve **162** is tightened about a portion of the stem portion **180** of the floral grouping **176** for holding the decorative cover **160** about the floral grouping **176**. For example, the sleeve **162** may be held by a tie **182** tied about the sleeve **162** such as is shown in FIG. 14. Other methods for binding the sleeve **162** may be employed such as the bonding methods and materials described elsewhere herein. For example, as shown in FIG. 15, a decorative cover **160a** is shown which comprises a sleeve **162a** having a cloth-like appearance and a cinching tab **184** having a bonding material **186** disposed upon a

surface thereof. The cinching tab **184** can be used to gather portions of the sleeve **162a** together about the stem portion **180** of the floral grouping **176** as shown in **FIG. 16** for holding the sleeve **162a** tightly about the floral grouping **176**.

[0074] Similarly, it may generally be desired to use the sleeve **162** as a decorative cover for a flower pot (not shown). The flower pot will generally contain a botanical item or plant. The flower pot can be deposited into the open sleeve **162** in a manner well known in the art, such as manually wherein the sleeve **162** is opened by hand and the flower pot deposited therein.

[0075] As noted above, a bonding material may be disposed on a portion of the sleeve **162** or any sleeve described herein to assist in holding the sleeve **162** to the flower pot when the flower pot is disposed within the sleeve **162** or to assist in closing the upper end **166** of the sleeve **162** or adhering the sleeve **162** to the flower pot after the flower pot has been disposed therein, as will be discussed in further detail below.

[0076] It will be understood that the bonding material, if present, may be disposed as a strip or block on a surface of the sleeve **162**. The bonding material may also be disposed upon either the outer peripheral surface **164** or the inner peripheral surface **172** of the sleeve **162**, as well as upon the flower pot. Further, the bonding material may be disposed as spots of bonding material, or in any other geometric, non-geometric, asymmetric, or fanciful form, and in any pattern, including covering either the entire inner peripheral surface **172** and/or outer peripheral surface **164** of the sleeve **162** and/or the flower pot. The bonding material may be covered by a cover or release strip which can be removed prior to the use of the sleeve **162** or flower pot. The bonding material can be applied by methods known to those of ordinary skill in their art. One method for disposing a bonding material, in this case an adhesive, is described in U.S. Pat. No. 5,111,637, entitled "METHOD FOR WRAPPING A FLORAL GROUPING", issued to Weder et al. on May 12, 1993, which is hereby expressly incorporated herein by reference.

[0077] As noted above, a bonding material may be disposed on at least a portion of the inner peripheral surface **172** of the sleeve **162** (or any other sleeve described herein), or, alternatively, the bonding material may be disposed on the outer peripheral surface of a flower pot contained within the sleeve **162**, while the sleeve **162** may be free of the bonding material. In a further alternative, the bonding material may be disposed both on at least a portion of the flower pot as well as upon at least a portion of the inner peripheral surface **172** of the sleeve **162**. In addition, a portion of the bonding material may also be disposed on the outer peripheral surface **164** of the sleeve **162** as well. It will be understood that the bonding material may be disposed in a solid section of bonding material. The bonding material, when present, is disposed on the sleeve **162** and/or flower pot by any method known in the art.

[0078] Certain versions of sleeves described herein may be used in combination with a preformed pot cover. For example, a preformed pot cover may be applied to the pot, then the covered pot wrapped or disposed within a sleeve. Either the cover or the sleeve, or both, may have a cloth-like appearance. Examples of sleeves which may be used in this invention are shown in the specification of U.S. Pat. No.

5,625,979, entitled "SLEEVE HAVING A DETACHABLE PORTION FORMING A SKIRT AND METHODS", issued to Weder on May 6, 1997, which is expressly incorporated herein by reference in its entirety. Equipment and devices for forming sleeves are commercially available, and well known in the art.

[0079] Shown in **FIGS. 17 and 18** is another embodiment of a decorative cover **160b** comprising a sleeve having a cloth-like appearance constructed in accordance with the present invention and designated by the general reference numeral **162b**. The sleeve **162b** has a "detaching" element in predetermined areas for detaching a portion of the sleeve **162b**. The sleeve **162b** generally initially comprises a flexible flat collapsed piece of material which is openable in the form of a tube or sleeve. The sleeve **162b** is constructed of the same material and in the same way as described previously herein and may be described exactly the same as the other sleeves described herein except for the additional elements described hereinafter.

[0080] The sleeve **162b** has an upper end **166b**, a lower end **168b**, and an outer peripheral surface **164b**. The sleeve **162b** has an opening **170b** at the upper end **166b** thereof, and the sleeve **162b** may be open at the lower end **168b** or closed with a bottom at the lower end **168b**. In a flattened state, the sleeve **162b** has a first side **171** and a second side **173**. The sleeve **162b** also has an inner peripheral surface **172b** which, when the sleeve **162b** is opened, defines and encompasses an inner retaining space **174b** as shown in **FIG. 18**. When the lower end **168b** of the sleeve **162b** has a closed bottom, a portion of the lower end **168b** may be inwardly folded to form one or more gussets (not shown) for permitting a circular bottom of an object such as a potted plant **176b** to be disposed in the inner retaining space **174b** of the lower end **168b** of the sleeve **162b**.

[0081] As shown in **FIGS. 17 and 18**, the sleeve **162b** is demarcated into an upper portion **188** and a lower portion **190**. The lower portion **190** of the sleeve **162b** is generally sized to contain the flower pot **176b**. The upper portion **188** of the sleeve **162b** is sized to substantially surround and encompass a plant **192** contained in the flower pot **176b** disposed within the lower portion **190** of the sleeve **162b**. The sleeve **162b** is demarcated into the upper portion **188** and the lower portion **190** by a detaching element **194** for enabling the detachment of the upper portion **188** of the sleeve **162b** from the lower portion **190** of the sleeve **162b**. In the present version, the detaching element **194** is a plurality of generally laterally-oriented or alternately diagonally-oriented perforations which extend circumferentially across the outer peripheral surface **164b** of the sleeve **162b** from the first side **171** to the second side **173**.

[0082] In a preferred embodiment, as shown in **FIGS. 17 and 18**, the lower portion **190** of the sleeve **162b** further comprises a base portion **196** and a skirt portion **198**. The base portion **196** comprises that part of the lower portion **190** which, when the flower pot **176b** is placed into the lower portion **190**, has an inner peripheral surface **172b** which is substantially adjacent to and surrounds an outer peripheral surface **199** of the flower pot **176b**. The skirt portion **198** comprises that part of the lower portion **190** which extends beyond an open upper end **201** of the flower pot **176b** and adjacent at least a portion of the plant **192** contained within the flower pot **176b** and which is left to freely extend at an

angle, inwardly or outwardly, from the base portion 196 when the upper portion 188 of the sleeve 162b is detached from the lower portion 190 of the sleeve 162b by actuation of the detaching element 194.

[0083] In the intact sleeve 162b, the skirt portion 198 comprises an upper peripheral edge congruent with the detaching element 194 which is connected to a lower peripheral edge, also congruent with the detaching element 194, of the upper portion 188 of the sleeve 162b. In FIGS. 17 and 18, the upper peripheral edge of the skirt portion 198 is congruent with a series of alternately diagonally-oriented lines of perforations which together form a zig-zag and comprise the detaching element 194. The upper portion 188 of the sleeve 162b may also have an additional detaching element 200 indicated as a plurality of vertical perforations for facilitating removal of the upper portion 188 and which are disposed more or less vertically therein extending between the detaching element 194 of the sleeve 162b.

[0084] The upper portion 188 of the sleeve 162b is thereby separable from the lower portion 190 of the sleeve 162b by tearing the upper portion 188 along both the detaching element 200 and the detaching element 194, thereby separating the upper portion 188 from the lower portion 190 of the sleeve 162b. The lower portion 190 of the sleeve 162b remains disposed as the base portion 196 about the flower pot 176b and as the skirt portion 198 about the plant 192 forming a decorative cover 202 as shown in FIG. 19 which substantially surrounds and encompasses the flower pot 176b and the plant 192 contained therein. An outer peripheral surface 164b of the lower portion 190 of the sleeve 162b, for example, the base and skirt portions 196 and 198, may be modified to provide the lower portion 190 of the sleeve 162b with a cloth-like appearance, while the upper portion 188 is left unmodified or is printed with a design. When the upper portion 188 is detached, the lower portion 190 of the sleeve 162b remains about the flower pot 176b and thereby forms a decorative cover 202 about the flower pot 176b which has the appearance of a cloth decorative cover.

[0085] "Detaching element" as used herein, includes any element, or combination of elements, or features, such as, but not by way of limitation, perforations, tear strips, zippers, and any other devices or elements of this nature known in the art, or any combination thereof. Therefore, while perforations are shown and described in detail herein, it will be understood that tear strips, zippers, or any other "detaching elements" known in the art, or any combination thereof, could be substituted therefor and/or used therewith.

[0086] In a general method of use of sleeve 162b as a decorative cover for a flower pot, an operator provides a sleeve 162b, and the flower pot 176b having a plant 192 disposed in a growing medium contained within the flower pot 176b. The operator then disposes the flower pot 176b having the plant 192 contained therein into the sleeve 162b by opening the sleeve 162b at its upper end 166b and assuring both that the opening 170b therein is in an open condition, and that the inner peripheral surface 172b of the sleeve 162b is somewhat expanded outward as well, as shown in FIG. 18. The operator then manually or automatically disposes the flower pot 176b into the opening 170b in the sleeve 162b, the flower pot 176b being disposed generally through the upper portion 188 of the sleeve 162b into

generally the lower portion 190 of the sleeve 162b, the flower pot 176b remaining in the lower portion 190 of the sleeve 162b, permitting the sleeve 162b to substantially surround and tightly encompass the flower pot 176b. It will be understood that alternatively, the sleeve 162b may be provided with an extension (not shown), and the sleeve 162b may be disposed on rods or wickets, and the flower pot 176b may be disposed in the sleeve 162b either before or after the sleeve 162b has been removed from the wickets.

Embodiments of FIGS. 20A-20C

[0087] Referring now to FIG. 20A, designated generally by the reference numeral 210 is a polymeric ribbon material having a cloth-like appearance for forming decorative bows and for wrapping items. That is, at least one surface of a web of polymeric material (not shown) is modified to provide a matte or textured finish 212 simulating the appearance of cloth. The modification of the web of polymeric material (not shown) to provide the polymeric ribbon material 210 with a matte or textured finish 212 can be accomplished in several ways. For example, the polymeric ribbon material 210 having the matte or textured finish 212 can be produced by printing a web of polymeric material with a matted (i.e. dull finish) ink, by lacquering at least one surface of the sheet of polymeric material with a dull finish lacquer or a matting lacquer, by embossing the sheet of polymeric material to provide an embossed pattern simulating the weave or texture of cloth, or by flocking the sheet of polymeric material, or by application of a foamable lacquer or foamable ink to the sheet of polymeric material, or by embossing and printing the sheet of polymeric material to provide embossed and printed patterns wherein the embossed and printed patterns may be in registry, out of registry or wherein a portion of the embossed and printed patterns are in registry and a portion of the embossed and printed patterns are out of registry. In addition, a matte or textured finish 212 capable of providing the sheet of polymeric material 210 with a cloth-like appearance can be achieved by extruding a polymeric resin onto a matted or textured chill roll. Thereafter, the web of material having a cloth-like appearance can be cut in a conventional manner to provide the polymeric ribbon material 210 having a cloth-like appearance.

[0088] Any polymeric material capable of being textured or otherwise modified to provide the polymeric material with a cloth-like appearance can be employed in the formulation of the polymeric ribbon material 210. For example, the polymeric material employed to produce the polymeric ribbon material 210 can be polypropylene film having a thickness in a range of from about 0.1 mil to about 30 mil, and more desirably in a range of from about 0.5 mil to about 2.5 mil, or an expanded core polymeric film having a thickness in a range of from about 0.6 mil to about 10 mil.

[0089] Referring now to FIG. 20B, designated generally by the reference numeral 220 is another embodiment of a polymeric ribbon material for forming decorative bows and for wrapping items. The polymeric ribbon material 220 comprises an expanded core polymeric film 222 having a thickness in a range of from about 0.6 mil to about 10 mil and a polymeric film 224 having a thickness in a range of from about 0.6 mil to about 10 mil. The polymeric film 224 is desirably laminated to the expanded core polymeric film 222 with a colored adhesive so as to impart a desired color to the polymeric ribbon material 220. If desired the poly-

meric ribbon material **220** may be treated or otherwise processed to provide the polymeric ribbon material **220** with a matte or textured finish **226** simulating the weave or knit of cloth so that the polymeric ribbon material **220** has a cloth like appearance similar to the polymeric ribbon material **210** hereinbefore described with reference to **FIG. 20A**. That is, a matte or textured finish **226** simulating cloth can be printed on the expanded core polymeric film **222**, and thereafter the polymeric film **224** (which in this case is desirably a matte material of translucent polymeric film) is laminated to the polymeric film **224** to provide the polymeric ribbon material **220** with a cloth-like appearance. To further enhance the cloth-like appearance of the polymeric ribbon material **220**, the polymeric film **224** may or may not have a plurality of spatially disposed holes extending therethrough. The matte or textured finish **226** can be produced by printing the polymeric film **224** laminated to the expanded core polymeric film **222** with a matted (i.e. dull finish) ink, by lacquering at least one surface of the polymeric film **224** with a dull finish lacquer or a matting lacquer, by flocking the polymeric film **224**, by application of a foamable lacquer or foamable ink to the polymeric film **224**, by embossing the polymeric film **224** to provide an embossed pattern simulating the weave or texture of cloth, or by embossing and printing the polymeric film **224** to provide embossed and printed patterns wherein the embossed and printed patterns may be in registry, out of registry, or wherein a portion of the embossed and printed patterns are in registry and a portion of the embossed and printed patterns are out of registry. In addition, a matte or textured finish **226** capable of providing the polymeric ribbon material **220** with a cloth-like appearance can be achieved by extruding the resin used to produce the expanded core polymeric film **222** and/or the resin used to produce the polymeric film **224** onto a matted or textured chill roll.

[**0090**] Referring now to **FIG. 20C**, designated generally by the reference numeral **230** is another embodiment of a polymeric ribbon material for forming decorative bows and for wrapping items. The polymeric ribbon material **230** comprises a polymeric film **232** having an upper surface **234**, a lower surface **236** and a thickness in the range of from about 0.6 mil to about 10 mil. An acrylic heat sealable lacquer **238** is applied to at least one of the upper and lower surfaces **234** and **236** of the polymeric film **232**, such as the lower surface **236** of the polymeric film **232** and the upper surface **234** of the polymeric film **232** is desirably modified to provide the polymeric ribbon material **230** with a matte or textured finish **240** simulating the appearance of cloth. The modification of the polymeric film **232** to provide the polymeric ribbon material **230** with a cloth-like appearance can be accomplished in several ways. For example, the polymeric ribbon material **230** having the matte or textured finish **240** can be produced by printing a web of polymeric material with a matted (i.e. dull finish) ink, by lacquering at least one of the upper surface **234** or the lower surface **236** of the polymeric film **232** with a dull finish lacquer or a matting lacquer, by flocking the polymeric film **232**, by application of a foamable lacquer or foamable ink to the polymeric film **232**, by embossing the polymeric film **232** to provide an embossed pattern simulating the weave or texture of cloth, or by embossing and printing the polymeric film **232** to provide embossed and printed patterns wherein the embossed and printed patterns may be in registry, out of registry or wherein a portion of the embossed and printed

patterns are in registry and a portion of the embossed and printed patterns are out of registry. In addition, a matte or textured finish **240** capable of providing the polymeric film **232** with a cloth-like appearance can be achieved by extruding a polymeric resin onto a matted or textured chill roll. Thereafter, the polymeric film **232** having a cloth-like appearance can be cut in a conventional manner to provide the polymeric ribbon material **280**.

[**0091**] Any polymeric film capable of being textured or otherwise modified to provide the polymeric material with a cloth-like appearance can be employed in the formulation of the polymeric ribbon material **230**. For example, the polymeric film **232** employed to produce the polymeric ribbon material **230** can be polypropylene film having a thickness in a range of from about 0.1 mil to about 30 mil, and more desirably in a range of from about 0.5 mil to about 2.5 mil, or an expanded core polymeric film having a thickness in a range of from about 0.6 mil to about 10 mil.

[**0092**] Changes may be made in the construction and the operation of the various components, elements and assemblies described herein or in the steps or the sequence of steps of the methods described herein without departing from the spirit and scope of the invention as defined in the following claims.

What is claimed:

1. A flexible material capable of being formed into a shape-sustaining flower pot cover, comprising:

an expanded core polymeric film having an upper surface, a lower surface and a thickness in the range of from about 0.6 to about 10 mils; and

an acrylic heat sealable lacquer disposed on at least one of the upper and lower surfaces of the expanded core polymeric film whereby, upon forming the flexible material into a flower pot cover, a plurality of overlapping folds are formed and at least portion of the overlapping folds are connected to adjacently disposed portions of the flower pot cover via the acrylic heat sealable lacquer.

2. The flexible material capable of being formed into a shape-sustaining flower pot cover of claim 1 wherein at least the lower surface of the expanded core polymeric film is provided with a cloth-appearing textured or matte finish.

3. The flexible material capable of being formed into a shape-sustaining flower pot cover of claim 2 wherein the expanded core polymeric film further contains printed and embossed materials, designs and combinations thereof.

4. The flexible material capable of being formed into a shape-sustaining flower pot cover of claim 3 wherein the printed and embossed materials, designs and combinations thereof provided on the expanded core polymeric material are in registry with one another.

5. The flexible material capable of being formed into a shape-sustaining flower pot cover of claim 3 wherein the printed and embossed materials, designs and combinations thereof provided on the expanded core polymeric material are out of registry with one another.

6. A flexible material capable of being formed into a shape-sustaining flower pot cover, comprising:

an expanded core polymeric film having a thickness in the range of from about 0.6 mil to about 10 mils; and

a substantially water impervious polymeric film laminated to the expanded core polymeric film, the sub-

stantially water impervious polymeric film having a thickness in the range of from about 0.6 mil to about 10 mils.

7. The flexible material capable of being formed into a shape-sustaining flower pot cover of claim 6 wherein at least the lower surface of the expanded core polymeric film is provided with a cloth-appearing textured or matte finish.

8. The flexible material capable of being formed into a shape-sustaining flower pot cover of claim 7 wherein the expanded core polymeric film further contains printed and embossed materials, designs and combinations thereof.

9. The flexible material capable of being formed into a shape-sustaining flower pot cover of claim 8 wherein the printed and embossed materials, designs and combinations thereof provided on the expanded core polymeric material are in registry with one another.

10. The flexible material capable of being formed into a shape-sustaining flower pot cover of claim 8 wherein the printed and embossed materials, designs and combinations thereof provided on the expanded core polymeric material are out of registry with one another.

11. The flexible material capable of being formed into a shape-sustaining flower pot cover of claim 8 wherein the expanded core polymeric film and the substantially water impervious polymeric film are laminated with a colored adhesive.

12. The flexible material capable of being formed into a shape-sustaining flower pot cover of claim 6 wherein at least on of the upper and lower surfaces of the expanded core polymeric film is printed, embossed or printed and embossed to provide the expanded core polymeric film with a cloth-like appearance.

13. The flexible material capable of being formed into a shape-sustaining flower pot cover of claim 12 wherein the expanded core polymeric film and the substantially water impervious polymeric film are laminated with a colored adhesive.

14. The flexible material capable of being formed into a shape-sustaining flower pot cover of claim 13 wherein the expanded core polymeric film has a thickness in the range of from about 0.6 mil to about 1.25 mils and the substantially water impervious polymeric film laminated to the expanded core polymeric film has a thickness in the range of from about 0.6 mil to about 1.25 mils.

15. The flexible material capable of being formed into a shape-sustaining flower pot cover of claim 12 wherein the expanded core polymeric film has a thickness in the range of from about 0.6 mil to about 1.25 mils, the substantially water impervious polymeric film laminated to the expanded core polymeric film has a thickness in the range of from about 0.6 mil to about 1.25 mils.

16. A flexible material capable of being formed into a shape-sustaining flower pot cover, comprising:

a sheet of material formed of an expanded core polymeric film having a thickness in the range of from about 0.6 to about 10 mils, the sheet of material having an upper surface and a lower surface wherein at least the surface of the expanded polymeric film is embossed, printed or embossed and printed to provide the lower surface with a matte finish simulating the appearance of cloth; and

a substantially water impervious polymeric film laminated to the expanded core polymeric film, the substantially water impervious polymeric film having a thickness in the range of from about 0.6 to about 10 mils.

17. The flexible material of claim 16 wherein the expanded core polymeric film and the substantially water impervious polymeric film are laminated with a colored adhesive.

18. The flexible material of claim 17 wherein the expanded core polymeric film has a thickness in the range of from about 0.6 to about 1.25 mils, the substantially water impervious polymeric film laminated to the expanded core polymeric film has a thickness in the range of from about 0.6 mil to about 1.25 mils and the flexible waterproof material has a thickness in the range of from about 1.5 mil to about 2.5 mils.

19. The flexible material of claim 16 wherein the expanded core polymeric film having a thickness in the range of from about 0.6 mil to about 1.25 mils, the substantially water impervious polymeric film laminated to the expanded core polymeric film has a thickness in the range of from about 0.6 mil to about 1.25 mils.

20. A flexible material capable of being formed into a decorative cover about a flower pot or a floral grouping comprising:

a sheet of material formed of an expanded core polymeric film having a thickness in the range of from about 0.1 to about 30 mils, the sheet of material having an upper surface and a lower surface wherein at least the lower surface of the expanded polymeric film is embossed, printed, embossed and printed or textured to provide the lower surface with a cloth-like appearance; and

a bonding material disposed on at least a portion of the upper surface of the sheet of material.

21. The flexible material capable of being formed into a decorative cover about a flower pot or a floral grouping of claim 20 wherein the bonding material is a pressure sensitive adhesive.

22. The flexible material capable of being formed into a decorative cover about a flower pot or a floral grouping of claim 21 wherein sheet of material is further characterized as having a first side, a second side, a third side and a fourth side, and wherein the pressure sensitive adhesive is disposed on a portion of the upper surface of the sheet of material substantially adjacent the fourth side of the sheet of material so as to extend substantially between the first and second sides of the sheet of material.

23. A flexible material capable of being formed into a decorative cover about flower pot or a floral grouping, comprising:

an expanded core polymeric film having an upper surface, a lower surface and a thickness in the range of from about 0.6 mil to about 10 mils; and

a substantially water impervious polymeric film laminated to the expanded core polymeric film, the substantially water impervious polymeric film having a thickness in the range of from about 0.6 mil to about 10 mils.

24. The flexible material of claim 23 wherein the expanded core polymeric film and the substantially water impervious polymeric film are laminated with a colored adhesive.

25. The flexible material of claim 24 wherein the expanded core polymeric film has a thickness in the range of from about 0.6 mil to about 1.25 mils and the substantially water impervious polymeric film laminated to the expanded core polymeric film has a thickness in the range of from about 0.6 to about 1.25 mils.

26. The flexible material of claim 23 wherein the expanded core polymeric film has a thickness in the range of from about 0.6 mil to about 1.25 mils, the substantially water impervious polymeric film laminated to the expanded core polymeric film has a thickness in the range of from about 0.6 mil to about 1.25 mils.

27. The flexible material of claim 23 wherein at least one of the expanded core polymeric film and the substantially water impervious polymeric film is provided with an embossed pattern, a printed pattern or an embossed and printed pattern.

28. The flexible material capable of being formed into a shape-sustaining flower pot cover of claim 23 wherein at least one of the expanded core polymeric film and the substantially water impervious polymeric film is provided with an embossed pattern and a printed pattern.

29. The flexible material capable of being formed into a shape-sustaining flower pot cover of claim 28 wherein the embossed and printed patterns are in registry with one another.

30. The flexible material capable of being formed into a shape-sustaining flower pot cover of claim 28 wherein the embossed and printed patterns are out of registry with one another.

31. The flexible material capable of being formed into a shape-sustaining flower pot cover of claim 28 wherein the expanded core polymeric film and the substantially water impervious polymeric film are laminated with a colored adhesive.

32. A polymeric ribbon material for forming decorative bows and for wrapping items, the ribbon material comprising:

an expanded core polymeric film having an upper surface, a lower surface and a thickness in the range of about 0.6 mil to about 10 mils wherein at least one of the upper and lower surfaces of the expanded core polymeric film is modified to provide the polymeric ribbon material with a cloth-like appearance.

33. The polymeric ribbon material for forming decorative bows and for wrapping items of claim 18 wherein the expanded core polymeric film further contains printed and embossed materials, designs and combinations thereof.

34. The polymeric ribbon material for forming decorative bows and for wrapping items of claim 33 wherein the printed and embossed materials, designs and combinations thereof provided on the expanded core polymeric material are in registry with one another.

35. The polymeric ribbon material for forming decorative bows and for wrapping items of claim 33 wherein the printed and embossed materials, designs and combinations thereof provided on the expanded core polymeric material are out of registry with one another.

36. A polymeric ribbon material having a cloth-like appearance comprising:

an expanded core polymeric film having an upper surface, a lower surface and a thickness in the range of about 0.6 mil to about 10 mils; and

a sheet of material laminated to at least one of the upper and the lower surface of the expanded core polymeric film, at least one of the expanded core polymeric film and the sheet of material having a cloth-like appearance such that the polymeric ribbon is provided with a cloth-like appearance.

37. The polymeric ribbon material having a cloth-like appearance of claim 36 wherein the sheet of material laminated to the expanded core polymeric film is a polymeric film having a thickness in the range of from about 0.6 mil to about 10 mils.

38. The polymeric ribbon material having a cloth-like appearance of claim 36 wherein the expanded core polymeric film and the polymeric film are laminated with a colored adhesive.

39. The polymeric ribbon material having a cloth-like appearance of claim 38 wherein the expanded core polymeric film has a thickness in the range of from about 0.6 mil to about 1.25 mils and the polymeric film laminated to the expanded core polymeric film has a thickness in the range of from about 0.6 mil to about 1.25 mils.

40. The polymeric ribbon material having a cloth-like appearance of claim 36 wherein the sheet of material laminated to the expanded core polymeric film is a polymeric film having a thickness in the range of from about 0.6 mil to about 1.25 mils and wherein the expanded core polymeric film has a thickness in the range of from about 0.6 mil to about 1.25 mils.

41. The polymeric ribbon material having a cloth-like appearance of claim 36 wherein at least one of the expanded core polymeric film and the sheet of material laminated thereto further contains printed and embossed materials, designs and combinations thereof.

42. The polymeric ribbon material having a cloth-like appearance of claim 41 wherein the printed and embossed materials, designs and combinations thereof are in registry with one another.

43. The polymeric ribbon material having a cloth-like appearance of claim 41 wherein the printed and embossed materials, designs and combinations thereof are out of registry with one another.

44. A polymeric ribbon material having a cloth-like appearance for forming decorative bows and for wrapping items, the ribbon material comprising:

an expanded core polymeric film having an upper surface, a lower surface and a thickness in the range of about 0.6 to about 10 mils wherein at least one of the upper and lower surfaces of the expanded core polymeric film is printed to provide the polymeric ribbon material with a cloth-like appearance.

45. A polymeric ribbon material having a cloth-like appearance for forming decorative bows and for wrapping items, the ribbon material comprising:

an expanded core polymeric film having an upper surface and a lower surface wherein at least one of the upper and lower surfaces of the expanded core polymeric film is provided with an embossed pattern to provide the polymeric ribbon material with a cloth-like appearance.

46. The polymeric ribbon material of claim 45 wherein the expanded core polymeric film has a thickness in the range of from about 0.6 to about 10 mils.

47. The polymeric ribbon material of claim 46 wherein the embossed ribbon material is further provided with a printed pattern.

48. The polymeric ribbon material of claim 47 wherein the printed pattern and the embossed pattern are in register with one another.

49. The polymeric ribbon material of claim 47 wherein at least a portion of the printed pattern and the embossed pattern are out of register with one another.

50. The polymeric ribbon material of claim 47 wherein at least a portion of the printed pattern and the embossed pattern are out of register with one another.

51. A polymeric ribbon material having a cloth-like appearance comprising:

a polymeric film having an upper surface, a lower surface and a thickness in the range of about from 0.6 mil to about 10 mils; and

a sheet of material having a cloth-like texture laminated to at least one of the upper and the lower surface of the polymeric film wherein the sheet of material having a cloth-like texture is provided with a thickness in the range of from about 0.6 mil to about 10 mils.

52. A flexible material capable of being formed into a decorative sleeve for positioning about at least a portion of a flower pot or a floral grouping comprising:

a sheet of material formed of an expanded core polymeric film having a thickness in the range of from about 0.6 to about 10 mils, the sheet of material having an upper surface and a lower surface wherein at least the lower surface of the expanded polymeric film is embossed, printed or embossed and printed to provide the lower surface with a cloth-like appearance.

53. A flexible material capable of being formed into a decorative sleeve for positioning about at least a portion of a flower pot or a floral grouping, comprising:

an expanded core polymeric film having an upper surface, a lower surface and a thickness in the range of from about 0.6 mil to about 10 mils; and

a substantially water impervious polymeric film laminated to the expanded core polymeric film, the substantially water impervious polymeric film having a thickness in the range of from about 0.6 mil to about 10 mils.

54. The flexible material capable of being formed into a decorative sleeve for positioning about at least a portion of a flower pot or a floral grouping of claim 53 wherein the expanded core polymeric film and the substantially water impervious polymeric film are laminated with a colored adhesive.

55. The flexible material capable of being formed into a decorative sleeve for positioning about at least a portion of a flower pot or a floral grouping of claim 54 wherein the expanded core polymeric film has a thickness in the range of from about 0.6 mil to about 1.25 mils and the substantially water impervious polymeric film laminated to the expanded core polymeric film has a thickness in the range of from about 0.6 to about 1.25 mils.

56. The flexible material capable of being formed into a decorative sleeve for positioning about at least a portion of a flower pot or a floral grouping of claim 53 wherein the expanded core polymeric film has a thickness in the range of from about 0.6 mil to about 1.25 mils, the substantially water impervious polymeric film laminated to the expanded core polymeric film has a thickness in the range of from about 0.6 mil to about 1.25 mils.

57. A flexible material capable of being formed into a decorative sleeve for positioning about at least a portion of a flower pot or a floral grouping, comprising:

an expanded core polymeric film having an upper surface, a lower surface and a thickness in the range of about 0.6 mil to about 10 mils wherein at least one of the upper and lower surfaces of the expanded core polymeric film is modified to provide the flexible material with a cloth-like appearance.

58. The flexible material capable of being formed into a decorative sleeve for positioning about at least a portion of a flower pot or a floral grouping of claim 57 wherein the expanded core polymeric film further contains printed and embossed materials, designs and combinations thereof.

59. The flexible material capable of being formed into a decorative sleeve for positioning about at least a portion of a flower pot or a floral grouping of claim 58 wherein the printed and embossed materials, designs and combinations thereof provided on the expanded core polymeric material are in registry with one another.

60. The flexible material capable of being formed into a decorative sleeve for positioning about at least a portion of a flower pot or a floral grouping of claim 58 wherein the printed and embossed materials, designs and combinations thereof provided on the expanded core polymeric material are out of registry with one another.

61. The flexible material capable of being formed into a decorative sleeve for positioning about at least a portion of a flower pot or a floral grouping of claim 58 wherein at least a portion of the printed and embossed materials, designs and combinations thereof provided on the expanded core polymeric material are out of registry with one another.

62. A flexible material formable into a shape-sustaining flower pot cover, a decorative cover for a flower pot or a floral grouping, or a sleeve disposable about at least a portion of a floral grouping, comprising:

an expanded core polymeric film having an upper surface, a lower surface and a cloth-appearing textured or matte finish on at least one of the upper and lower surfaces thereof.

63. The flexible material of claim 62 wherein the expanded core polymeric film is provided with a thickness in the range of from about 0.6 mil to about 10 mils and wherein the expanded core polymeric film is further provided with printed and embossed materials, designs and combinations thereof on at least one of the upper and lower surfaces thereof.

64. The flexible material of claim 63 wherein the printed and embossed materials, designs and combinations thereof provided on the expanded core polymeric material are in registry with one another.

65. The flexible material of claim 63 wherein the printed and embossed materials, designs and combinations thereof provided on the expanded core polymeric material are out of registry with one another.

66. The flexible material of claim 63 wherein a portion of the printed and embossed materials, designs and combinations thereof provided on the expanded core polymeric material are in registry with one another and wherein a portion of the printed and embossed materials, designs and combinations thereof provided on the expanded core polymeric material are out of registry with one another.

67. The flexible material of claim 63 wherein the cloth-appearing textured or matte finish of the expanded core polymeric film is produced by printing, embossing, or printing and embossing the expanded core polymeric film.

- 68.** A flexible material, comprising:
an expanded core polymeric film having an upper surface, a lower surface and a thickness in the range of from about 0.6 to about 10 mils wherein at least the lower surface is provided with a cloth-appearing textured or matte finish; and
an acrylic heat sealable lacquer disposed on at least one of the upper and lower surfaces of the expanded core polymeric film.
- 69.** The flexible material capable of claim 68 wherein the expanded core polymeric film further contains printed and embossed materials, designs and combinations thereof.
- 70.** The flexible material capable of claim 69 wherein the printed and embossed materials, designs and combinations thereof provided on the expanded core polymeric material are in registry with one another.
- 71.** The flexible material capable of being formed into a shape-sustaining flower pot cover of claim 70 wherein the printed and embossed materials, designs and combinations thereof provided on the expanded core polymeric material are out of registry with one another.
- 72.** A flexible material, comprising:
an expanded core polymeric film having a thickness in the range of from about 0.6 to about 10 mils; and
a substantially water impervious polymeric film laminated to the expanded core polymeric film, the substantially water impervious polymeric film having a thickness in the range of from about 0.6 to about 10 mils.
- 73.** The flexible material of claim 72 wherein at least the lower surface of the expanded core polymeric film is provided with a cloth-appearing textured or matte finish.
- 74.** The flexible material of claim 73 wherein the expanded core polymeric film further contains printed and embossed materials, designs and combinations thereof.
- 75.** The flexible material of claim 74 wherein the printed and embossed materials, designs and combinations thereof provided on the expanded core polymeric material are in registry with one another.
- 76.** The flexible material of claim 74 wherein the printed and embossed materials, designs and combinations thereof provided on the expanded core polymeric material are out of registry with one another.
- 77.** The flexible material of claim 74 wherein the expanded core polymeric film and the substantially water impervious polymeric film are laminated with a colored adhesive.
- 78.** The flexible material of claim 72 wherein at least a lower surface of the expanded core polymeric film is printed, embossed or printed and embossed to provide the expanded core polymeric film with a cloth-like appearance.
- 79.** The flexible material of claim 78 wherein the expanded core polymeric film and the substantially water impervious polymeric film are laminated with a colored adhesive.
- 80.** The flexible material of claim 79 wherein the expanded core polymeric film has a thickness in the range of from about 0.6 mil to about 1.25 mils and the substantially water impervious polymeric film laminated to the expanded core polymeric film has a thickness in the range of from about 0.6 to about 1.25 mils.
- 81.** The flexible material of claim 73 wherein the expanded core polymeric film has a thickness in the range of from about 0.6 mil to about 1.25 mils, the substantially water impervious polymeric film laminated to the expanded core polymeric film has a thickness in the range of from about 0.6 mil to about 1.25 mils.
- 82.** A flexible material, comprising:
a sheet of material formed of an expanded core polymeric film having a thickness in the range of from about 0.6 to about 10 mils, the sheet of material having an upper surface and a lower surface wherein at least the surface of the expanded polymeric film is embossed, printed or embossed and printed to provide the lower surface with a matte finish simulating the appearance of cloth; and
a substantially water impervious polymeric film laminated to the expanded core polymeric film, the substantially water impervious polymeric film having a thickness in the range of from about 0.6 to about 10 mils.
- 83.** The flexible material of claim 82 wherein the expanded core polymeric film and the substantially water impervious polymeric film are laminated with a colored adhesive.
- 84.** The flexible material of claim 83 wherein the expanded core polymeric film having a thickness in the range of from about 0.6 to about 1.25 mils, the substantially water impervious polymeric film laminated to the expanded core polymeric film has a thickness in the range of from about 0.6 mil to about 1.25 mils and the flexible waterproof material has a thickness in the range of from about 1.5 mil to about 2.5 mils.
- 85.** A flexible material comprising:
a sheet of material formed of an expanded core polymeric film having a thickness in the range of from about 0.6 mil to about 10 mils, the sheet of material having an upper surface and a lower surface wherein at least the lower surface of the expanded polymeric film is embossed, printed, embossed and printed or textured to provide the lower surface with a cloth-like appearance; and
a bonding material disposed on at least a portion of the upper surface of the sheet of material.
- 86.** The flexible material of claim 85 wherein the bonding material is a pressure sensitive adhesive.
- 87.** The flexible material of claim 86 wherein sheet of material is further characterized as having a first side, a second side, a third side and a fourth side, and wherein the pressure sensitive adhesive is disposed on a portion of the upper surface of the sheet of material substantially adjacent the fourth side of the sheet of material so as to extend substantially between the first and second sides of the sheet of material.
- 88.** A flexible material having an upper surface and a lower surface, comprising:
an expanded core polymeric film having an upper surface, a lower surface and a thickness in the range of from about 0.6 mil to about 10 mils wherein at least one of the upper and lower surfaces of the expanded poly-

meric film is embossed, printed, embossed and printed or textured to provide the expanded core polymeric film with a cloth-like appearance;

- a substantially water impervious polymeric film laminated to the upper surface of the expanded core polymeric film, the substantially water impervious polymeric film having a thickness in the range of from about 0.6 mil to about 10 mils; and
- a bonding material disposed on at least a portion of one of the upper surface and lower surfaces of the flexible material.

89. The flexible material of claim 88 wherein the expanded core polymeric film and the substantially water impervious polymeric film are laminated with a colored adhesive.

90. The flexible material of claim 89 wherein the expanded core polymeric film has a thickness in the range of from about 0.6 mil to about 1.25 mils and the substantially water impervious polymeric film laminated to the expanded core polymeric film has a thickness in the range of from about 0.6 to about 1.25 mils.

* * * * *