(No Model.)

# J. A. CAMPBELL.

## SCRAPER AND SHOVEL.

No. 509,875. Patented Dec. 5, 1893.

Fig. 1.

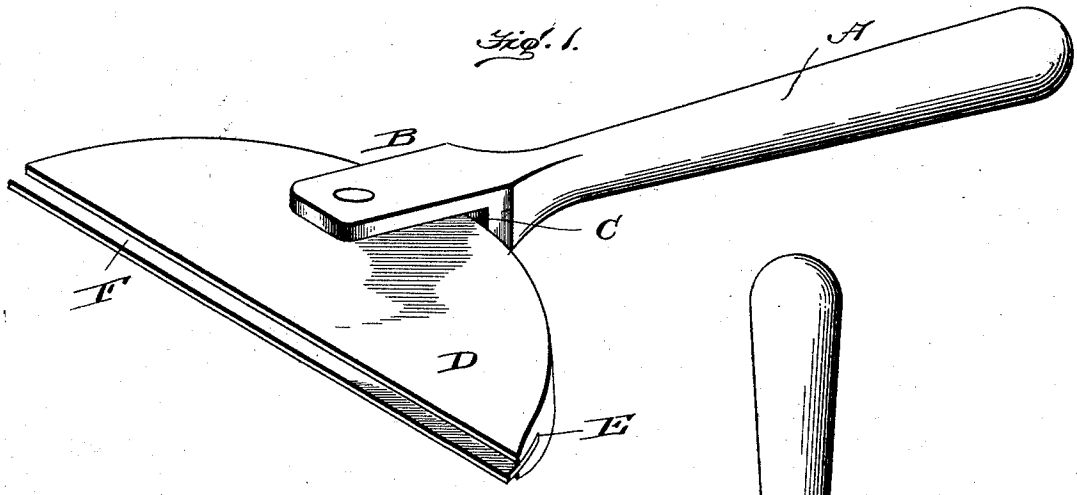


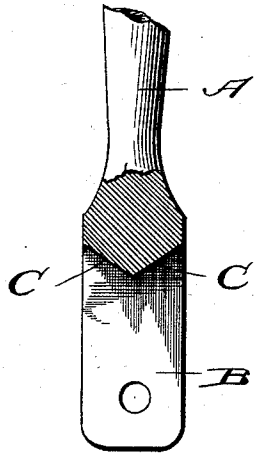


Fig. 3.

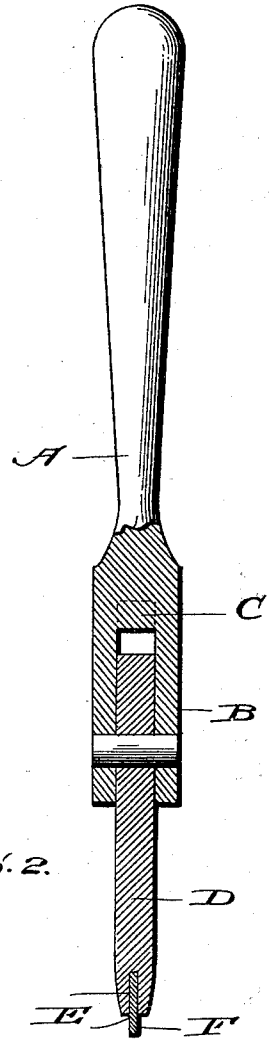


Fig. 2.

WITNESSES:

Wm. C. Ashidee

May E. Moore

INVENTOR

Joseph A. Campbell,

BY Wm. V. Moore,

ATTORNEY.

THE NATIONAL LITHOGRAPHING COMPANY,
WASHINGTON, D. C.

# UNITED STATES PATENT OFFICE.

JOSEPH A. CAMPBELL, OF PORTLAND, INDIANA.

## SCRAPER OR SHOVEL.

SPECIFICATION forming part of Letters Patent No. 509,875, dated December 5, 1893.

Application filed December 14, 1892. Serial No. 455,408. (No model.)

*To all whom it may concern:*

Be it known that I, JOSEPH A. CAMPBELL, a citizen of the United States, residing at Portland, in the county of Jay and State of Indiana, have invented certain new and useful Improvements in Scrapers or Shovels; and I do declare the following to be a full, clear, and exact description of the invention, such as will enable others skilled in the art to which it appertains to make and use the same, reference being had to the accompanying drawings, and to the letters of reference marked thereon, which form a part of this specification.

My invention relates to improvements in scrapers or shovels, and refers specially to a scraper adapted for use in scraping or removing snow or for scraping floors, and the object of my invention is the provision of a simple, cheap and durable device which will be adjustable so that the scraping edge may be brought straight or at an angle with reference to the handle so that the most efficient service will be gained by the device.

To attain the desired objects the invention consists in certain novel features of construction and arrangement of parts which will be understood from the following description.

Figure 1 represents a perspective view of my device. Fig. 2 represents a vertical sectional view thereof, and Fig. 3 represents a vertical longitudinal sectional view in detail of the bifurcated end of the handle.

My improved device consists of the handle A having the lower forked or bifurcated end B, provided with the upper reversely inclined faces C, the scraper D pivoted in the bifurcated end of the handle having the lower straight edge formed with the kerf or groove E in which is mounted or secured the blade F. From this construction it will be seen that the handle can be turned to any angle with reference to the scraper and this allows the scraper to be used with better results than if the blade were rigid. The device can also be used with the handle straight with reference to the scraper and the device can be used without fatiguing the user.

The upper edge of the scraper is rounding so that it can be turned with ease in the handle. The device can also be reversed so that both sides of the scraper can be used and the arrangement of the blade in the scraper insures a proper working. The reversely inclined walls of the handle are important as they permit the blade to be turned at any desired angle with reference to the handle and enable the blade to have access to corners or places where the device could not operate with a straight rigid handle.

The device is simple, durable, and cheap and as it will operate effectively as a floor or snow scraper and will not tire the user it should commend itself as practical and useful.

I claim as my invention—

1. A snow or floor scraper, consisting of a handle having the lower end bifurcated, a scraper blade having the curved upper edge pivotally mounted in said bifurcated end and having a straight lower edge formed with a kerf, and a metal blade secured in said kerf, for the purpose described.

2. A snow or floor scraper, consisting of a handle having the lower bifurcated end provided with the reversely inclined faces, the scraper mounted in said bifurcated end and limited in its movement by said inclined faces, and a metal blade secured in the lower edge of the scraper, substantially as described.

In testimony whereof I affix my signature in presence of two witnesses.

JOSEPH A. CAMPBELL.

Witnesses:

ROBERT W. RANDLE,

ORA CROMAS.