



US00D725527S

(12) **United States Design Patent**
Parmigiani

(10) **Patent No.:** **US D725,527 S**

(45) **Date of Patent:** **** Mar. 31, 2015**

- (54) **LUG FOR A WATCH**
- (71) Applicant: **Michel Parmigiani**, Fleurier (CH)
- (72) Inventor: **Michel Parmigiani**, Fleurier (CH)
- (73) Assignee: **Parmigiani Fleurier SA** (CH)

- D590,727 S * 4/2009 Wei D10/38
- D592,975 S * 5/2009 Markl D10/32
- D611,844 S * 3/2010 Furetta D10/39
- D618,119 S * 6/2010 Tonohori D10/38
- D637,920 S * 5/2011 Parmigiani D10/38
- D645,361 S * 9/2011 Parmigiani D10/38
- D655,630 S * 3/2012 Behling D10/38

(Continued)

(**) Term: **14 Years**

Primary Examiner — Lucy Lieberman

(21) Appl. No.: **29/484,677**

(74) *Attorney, Agent, or Firm* — Galbreath Law Offices, P.C.; John A. Galbreath

(22) Filed: **Mar. 12, 2014**

(57) **CLAIM**

(30) **Foreign Application Priority Data**

The ornamental design for a lug for a watch, as shown and described.

Sep. 13, 2013 (WO) DM/081750

DESCRIPTION

(51) **LOC (10) Cl.** **10-07**

(52) **U.S. Cl.**

USPC **D10/128**

(58) **Field of Classification Search**

CPC .. G04B 37/00; G04B 37/008; G04B 37/0058;
G04B 45/0069; G04B 37/081; G04B 37/106;
G04G 21/08

USPC D10/30–39, 128; 368/276, 281, 282,
368/290, 319, 320, 321, 316

See application file for complete search history.

(56) **References Cited**

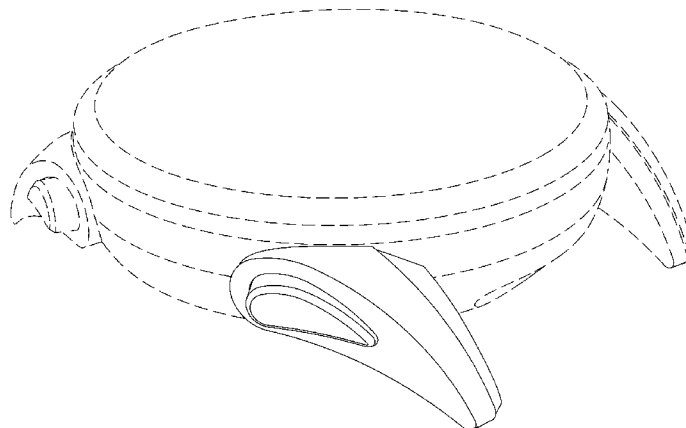
U.S. PATENT DOCUMENTS

- D172,442 S * 6/1954 Richter D10/39
- D221,789 S * 9/1971 Kolbrener D10/39
- 3,740,944 A * 6/1973 Chopard 368/281
- D474,118 S * 5/2003 Monachon D10/32
- D536,628 S * 2/2007 Roth D10/38
- D536,994 S * 2/2007 Sugisawa et al. D10/31
- D536,998 S * 2/2007 Fujihara D10/38
- D538,181 S * 3/2007 Sugiura D10/31
- D545,222 S * 6/2007 Parmigiani D10/38
- D555,015 S * 11/2007 Parmigiani D10/38
- D570,230 S * 6/2008 Monachon D10/32
- D585,309 S * 1/2009 Monachon D10/39
- D588,941 S * 3/2009 Fasciano D10/38

FIG. 1 is a top view of the invention;
 FIG. 2 is a bottom view of the invention;
 FIG. 3 is a side view of the invention;
 FIG. 4 is a back view of the invention;
 FIG. 5 is another side view of the invention, showing the side opposite that shown in FIG. 3;
 FIG. 6 is a front view of the invention;
 FIG. 7 is a perspective view of the invention;
 FIG. 8 is another perspective view of the invention;
 FIG. 9 is a top view of the invention mounted on a watch case;
 FIG. 10 is a bottom view of the invention mounted on a watch case;
 FIG. 11 is a side view of the invention mounted on a watch case;
 FIG. 12 is a front view of the invention mounted on a watch case;
 FIG. 13 is a perspective view of the invention mounted on a watch case; and,
 FIG. 14 is another perspective view of the invention mounted on a watch case.

The watch case and other lugs that are shown in broken lines in FIGS. 9-14 are for illustrative purposes only and do not form part of the claimed design.

1 Claim, 10 Drawing Sheets



US D725,527 S

Page 2

(56)

References Cited

U.S. PATENT DOCUMENTS

D671,429 S *	11/2012	Parmigiani	D10/38	
D702,136 S *	4/2014	Monachon	D10/39	
D711,750 S *	8/2014	Monachon	D10/39	
D668,162 S *	10/2012	Inoue	D10/39	* cited by examiner

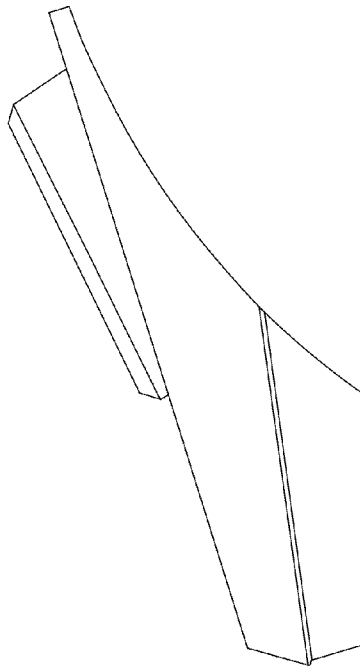


Fig. 1




Fig. 2




Fig. 3

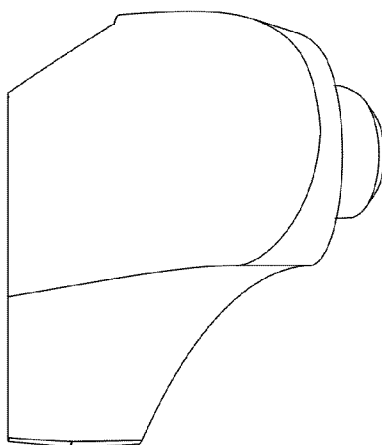


Fig. 4

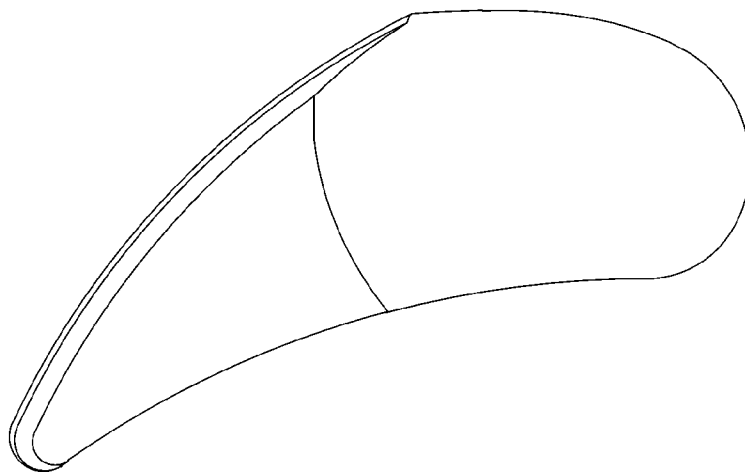


Fig. 5

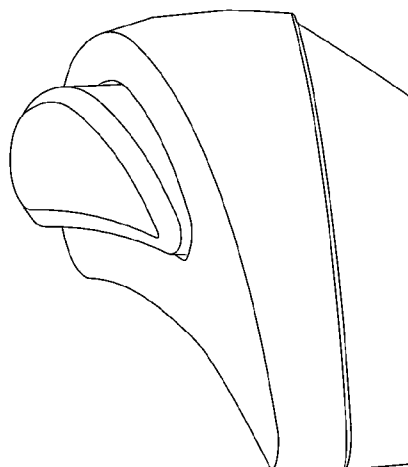


Fig. 6

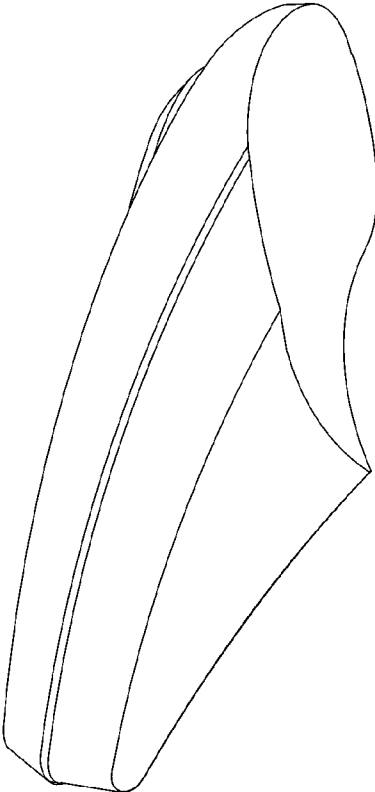


Fig. 7

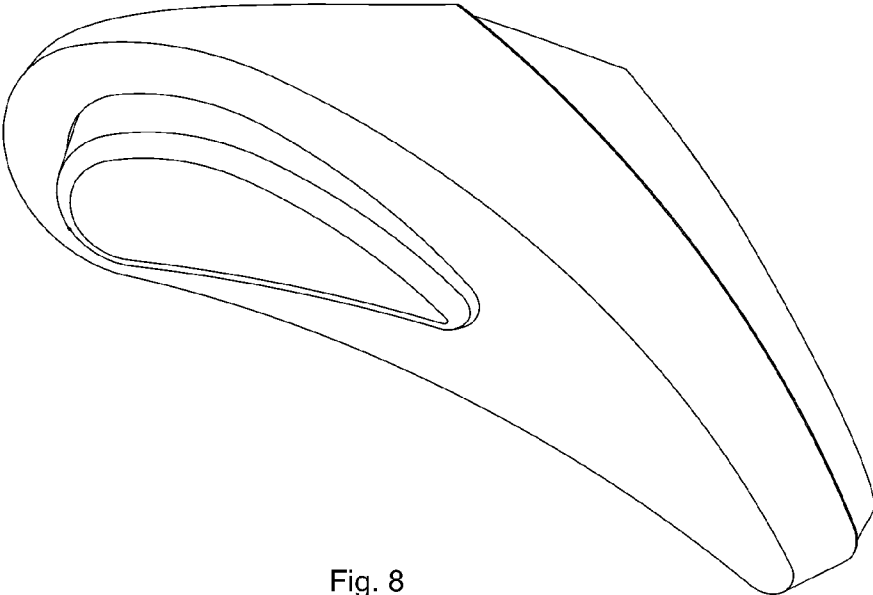


Fig. 8

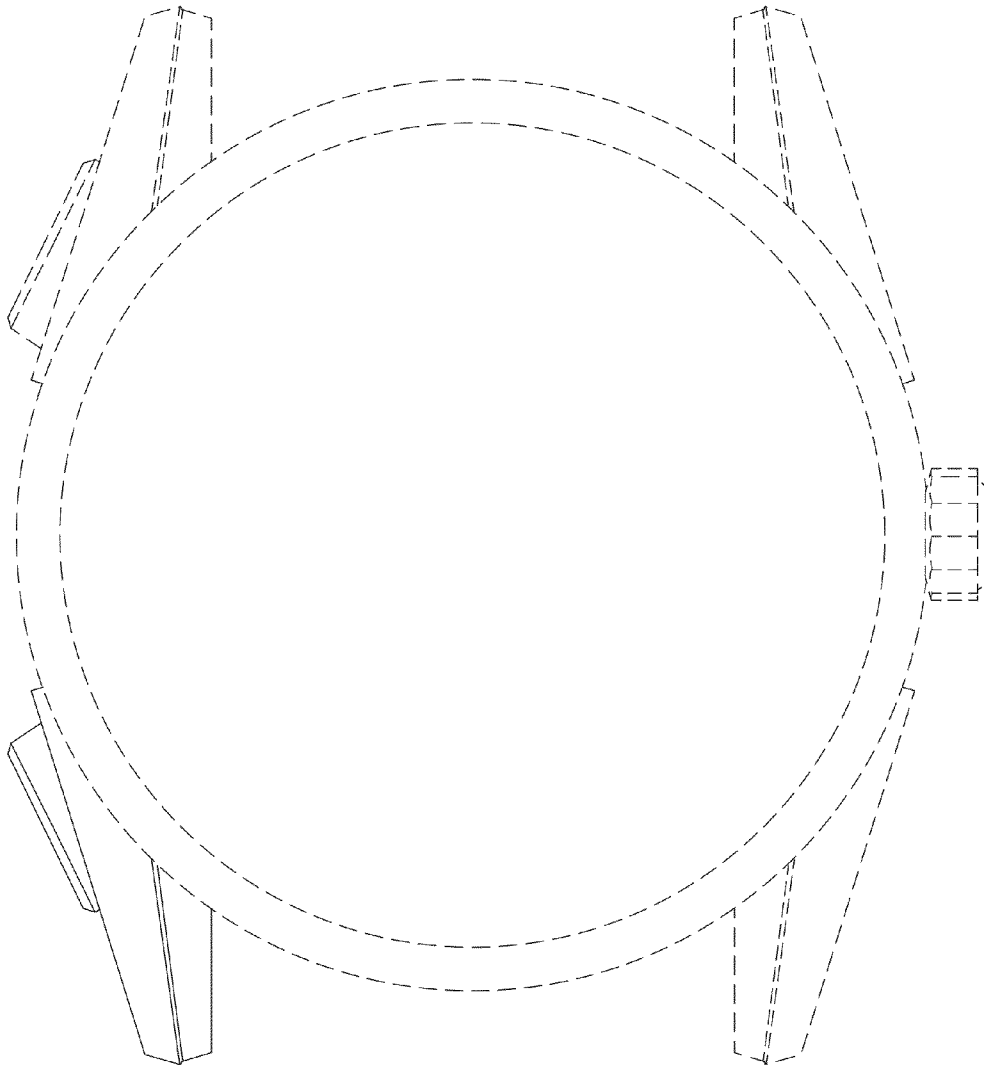


Fig. 9

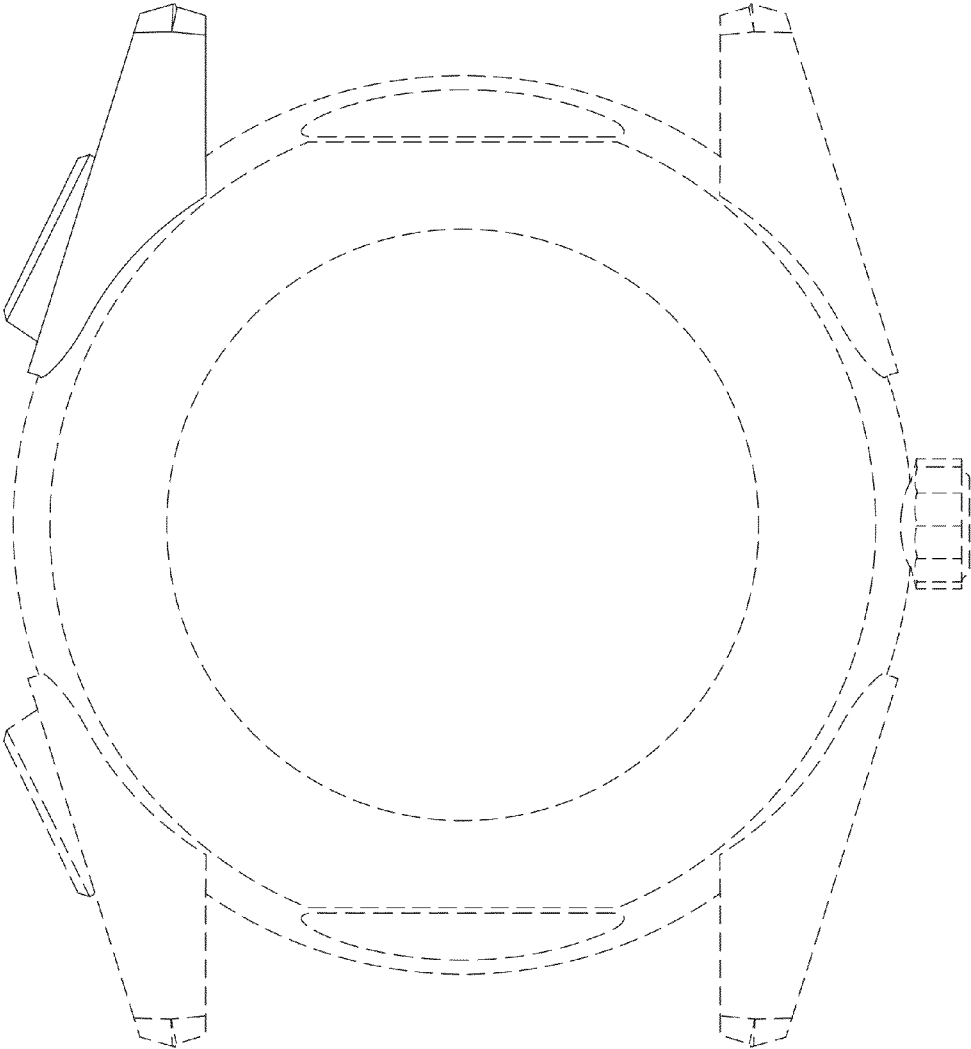


Fig. 10

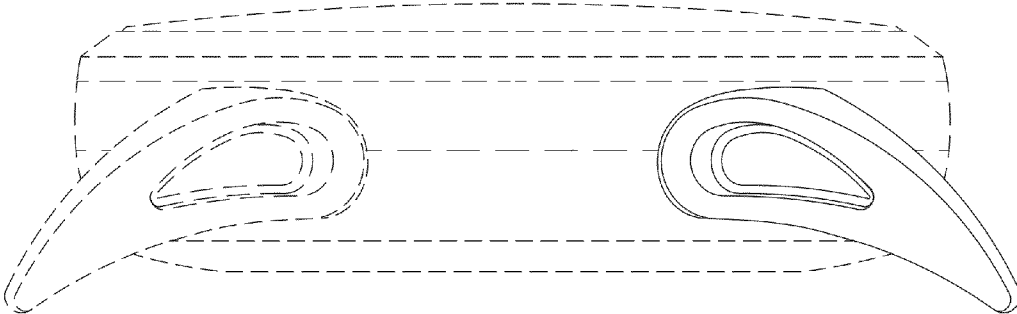


Fig. 11

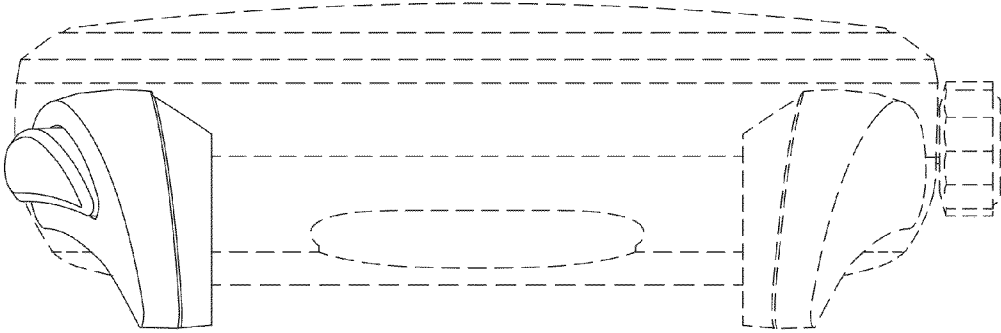


Fig. 12

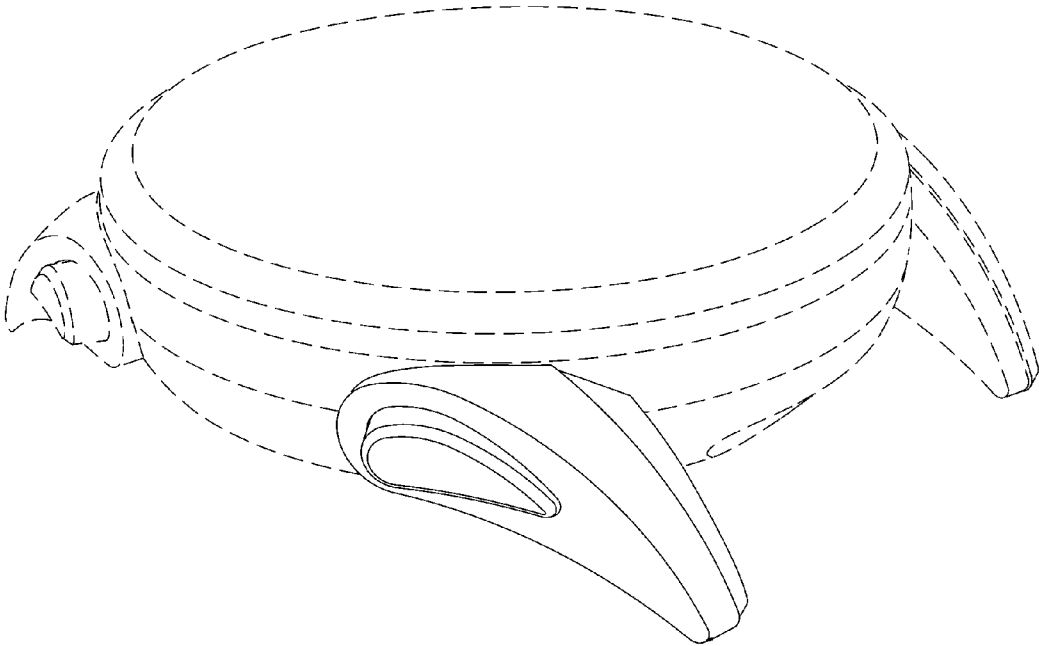


Fig. 13




Fig. 14