

(19) World Intellectual Property
Organization
International Bureau



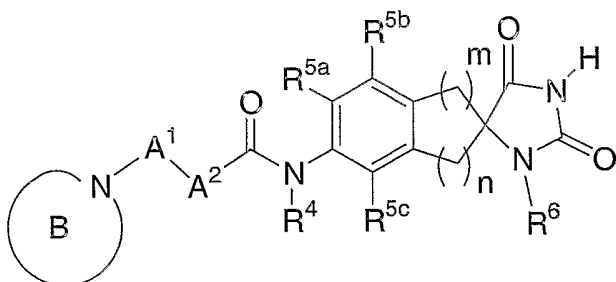
(43) International Publication Date
30 September 2004 (30.09.2004)

PCT

(10) International Publication Number
WO 2004/082605 A2

- (51) International Patent Classification⁷: **A61K**
- (21) International Application Number:
PCT/US2004/007289
- (22) International Filing Date: 10 March 2004 (10.03.2004)
- (25) Filing Language: English
- (26) Publication Language: English
- (30) Priority Data:
60/455,609 14 March 2003 (14.03.2003) US
60/486,642 11 July 2003 (11.07.2003) US
- (71) Applicant (for all designated States except US): **MERCK & CO. INC.** [US/US]; 126 East Lincoln Avenue, Rahway, NJ 07065-0907 (US).
- (72) Inventors; and
- (75) Inventors/Applicants (for US only): **BELL, Ian, M.** [GB/US]; 126 East Lincoln Avenue, Rahway, NJ 07065-0907 (US). **GALLICCHIO, Steven, N.** [US/US]; 126 East Lincoln Avenue, Rahway, NJ 07065-0907 (US). **THEBERGE, Cory, R.** [US/US]; 126 East Lincoln Avenue, Rahway, NJ 07065-0907 (US). **ZHANG, Xu-Fang** [CN/US]; 126 East Lincoln Avenue, Rahway, NJ 07065-0907 (US). **STUMP, Craig** [US/US]; 126 East Lincoln Avenue, Rahway, NJ 07065-0907 (US). **ZARTMAN, C. Blair** [US/US]; 126 East Lincoln Avenue, Rahway, NJ 07065-0907 (US).
- (74) Common Representative: **MERCK & CO. INC.**; 126 East Lincoln Avenue, Rahway, NJ 07065-0907 (US).
- (81) Designated States (unless otherwise indicated, for every kind of national protection available): AE, AG, AL, AM, AT, AU, AZ, BA, BB, BG, BR, BW, BY, BZ, CA, CH, CN, CO, CR, CU, CZ, DE, DK, DM, DZ, EC, EE, EG, ES, FI, GB, GD, GE, GH, GM, HR, HU, ID, IL, IN, IS, JP, KE, KG, KP, KR, KZ, LC, LK, LR, LS, LT, LU, LV, MA, MD, MG, MK, MN, MW, MX, MZ, NA, NI, NO, NZ, OM, PG, PH, PL, PT, RO, RU, SC, SD, SE, SG, SK, SL, SY, TJ, TM, TN, TR, TT, TZ, UA, UG, US, UZ, VC, VN, YU, ZA, ZM, ZW.
- (84) Designated States (unless otherwise indicated, for every kind of regional protection available): ARIPO (BW, GH, GM, KE, LS, MW, MZ, SD, SL, SZ, TZ, UG, ZM, ZW), Eurasian (AM, AZ, BY, KG, KZ, MD, RU, TJ, TM), European (AT, BE, BG, CH, CY, CZ, DE, DK, EE, ES, FI, FR, GB, GR, HU, IE, IT, LU, MC, NL, PL, PT, RO, SE, SI, SK, TR), OAPI (BF, BJ, CF, CG, CI, CM, GA, GN, GQ, GW, ML, MR, NE, SN, TD, TG).
- Published:**
— without international search report and to be republished upon receipt of that report
- For two-letter codes and other abbreviations, refer to the "Guidance Notes on Codes and Abbreviations" appearing at the beginning of each regular issue of the PCT Gazette.

(54) Title: BICYCLIC ANILIDE SPIROHYDANTOIN CGRP RECEPTOR ANTAGONISTS



(I)

(57) Abstract: The present invention is directed to compounds of the formula : that are antagonists of CGRP receptors and that are useful in the treatment or prevention of diseases in which the CGRP is involved, such as headache, migraine and cluster headache. The invention is also directed to pharmaceutical compositions comprising these compounds and the use of these compounds and compositions in the prevention or treatment of such diseases in which CGRP is involved.

TITLE OF THE INVENTION

BICYCLIC ANILIDE SPIROHYDANTOIN CGRP RECEPTOR ANTAGONISTS

BACKGROUND OF THE INVENTION

5 CGRP (Calcitonin Gene-Related Peptide) is a naturally occurring 37-amino acid peptide that is generated by tissue-specific alternate processing of calcitonin messenger RNA and is widely distributed in the central and peripheral nervous system. CGRP is localized predominantly in sensory afferent and central neurons and mediates several biological actions, including vasodilation. CGRP is expressed in alpha- and beta-forms that vary by one and three
10 amino acids in the rat and human, respectively. CGRP-alpha and CGRP-beta display similar biological properties. When released from the cell, CGRP initiates its biological responses by binding to specific cell surface receptors that are predominantly coupled to the activation of adenylyl cyclase. CGRP receptors have been identified and pharmacologically evaluated in several tissues and cells, including those of brain, cardiovascular, endothelial, and smooth
15 muscle origin.

CGRP is a potent vasodilator that has been implicated in the pathology of cerebrovascular disorders such as migraine and cluster headache. In clinical studies, elevated levels of CGRP in the jugular vein were found to occur during migraine attacks (Goadsby et al., Ann. Neurol., 1990, 28, 183-187). CGRP activates receptors on the smooth muscle of
20 intracranial vessels, leading to increased vasodilation, which is thought to be the major source of headache pain during migraine attacks (Lance, Headache Pathogenesis: Monoamines, Neuropeptides, Purines and Nitric Oxide, Lippincott-Raven Publishers, 1997, 3-9). The middle meningeal artery, the principle artery in the dura mater, is innervated by sensory fibers from the trigeminal ganglion which contain several neuropeptides, including CGRP. Trigeminal ganglion
25 stimulation in the cat resulted in increased levels of CGRP, and in humans, activation of the trigeminal system caused facial flushing and increased levels of CGRP in the external jugular vein (Goadsby et al., Ann. Neurol., 1988, 23, 193-196). Electrical stimulation of the dura mater in rats increased the diameter of the middle meningeal artery, an effect that was blocked by prior administration of CGRP(8-37), a peptide CGRP antagonist (Williamson et al., Cephalalgia,
30 1997, 17, 525-531). Trigeminal ganglion stimulation increased facial blood flow in the rat, which was inhibited by CGRP(8-37) (Escott et al., Brain Res. 1995, 669, 93-99). Electrical stimulation of the trigeminal ganglion in marmoset produced an increase in facial blood flow that could be blocked by the non-peptide CGRP antagonist BIBN4096BS (Doods et al., Br. J. Pharmacol.,

2000, 129, 420-423). Thus the vascular effects of CGRP may be attenuated, prevented or reversed by a CGRP antagonist.

CGRP-mediated vasodilation of rat middle meningeal artery was shown to sensitize neurons of the trigeminal nucleus caudalis (Williamson et al., The CGRP Family: Calcitonin Gene-Related Peptide (CGRP), Amylin, and Adrenomedullin, Landes Bioscience, 2000, 245-247). Similarly, distention of dural blood vessels during migraine headache may sensitize trigeminal neurons. Some of the associated symptoms of migraine, including extra-cranial pain and facial allodynia, may be the result of sensitized trigeminal neurons (Burstein et al., Ann. Neurol. 2000, 47, 614-624). A CGRP antagonist may be beneficial in attenuating, preventing or reversing the effects of neuronal sensitization.

The ability of the compounds of the present invention to act as CGRP antagonists makes them useful pharmacological agents for disorders that involve CGRP in humans and animals, but particularly in humans. Such disorders include migraine and cluster headache (Doods, Curr Opin Inves Drugs, 2001, 2 (9), 1261-1268; Edvinsson et al., Cephalalgia, 1994, 14, 320-327); chronic tension type headache (Ashina et al., Neurology, 2000, 14, 1335-1340); pain (Yu et al., Eur. J. Pharm., 1998, 347, 275-282); chronic pain (Hulsebosch et al., Pain, 2000, 86, 163-175); neurogenic inflammation and inflammatory pain (Holzer, Neurosci., 1988, 24, 739-768; Delay-Goyet et al., Acta Physiol. Scand., 1992, 146, 537-538; Salmon et al., Nature Neurosci., 2001, 4(4), 357-358); eye pain (May et al. Cephalalgia, 2002, 22, 195-196), tooth pain (Awawdeh et al., Int. Endocrin. J., 2002, 35, 30-36), non-insulin dependent diabetes mellitus (Molina et al., Diabetes, 1990, 39, 260-265); vascular disorders; inflammation (Zhang et al., Pain, 2001, 89, 265), arthritis, bronchial hyperreactivity, asthma, (Foster et al., Ann. NY Acad. Sci., 1992, 657, 397-404; Schini et al., Am. J. Physiol., 1994, 267, H2483-H2490; Zheng et al., J. Virol., 1993, 67, 5786-5791); shock, sepsis (Beer et al., Crit. Care Med., 2002, 30 (8), 1794-1798); opiate withdrawal syndrome (Salmon et al., Nature Neurosci., 2001, 4(4), 357-358) morphine tolerance (Menard et al., J. Neurosci., 1996, 16 (7), 2342-2351); hot flashes in men and women (Chen et al., Lancet, 1993, 342, 49; Spetz et al., J. Urology, 2001, 166, 1720-1723); allergic dermatitis (Wallengren, Contact Dermatitis, 2000, 43 (3), 137-143); psoriasis; encephalitis, brain trauma, ischaemia, stroke, epilepsy, and neurodegenerative diseases (Rohrenbeck et al., Neurobiol. of Disease 1999, 6, 15-34); skin diseases (Geppetti and Holzer, Eds., Neurogenic Inflammation, 1996, CRC Press, Boca Raton, FL), neurogenic cutaneous redness, skin rosaceousness and erythema; tinnitus (Herzog et al., J. Membrane Biology, 2002, 189(3), 225); inflammatory bowel disease, irritable bowel syndrome, (Hoffman et al. Scandinavian Journal of Gastroenterology, 2002, 37(4) 414-422) and cystitis. Of particular

importance is the acute or prophylactic treatment of headache, including migraine and cluster headache.

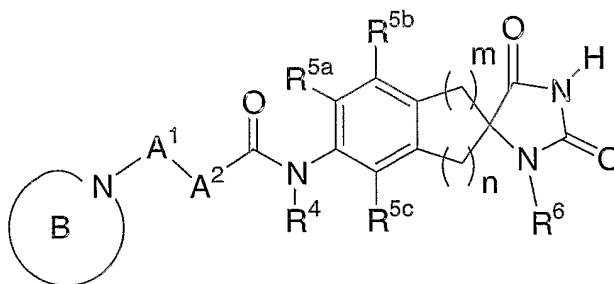
The present invention relates to compounds that are useful as ligands for CGRP receptors, in particular antagonists for CGRP receptors, processes for their preparation, their use in therapy, pharmaceutical compositions comprising them and methods of therapy using them.

SUMMARY OF THE INVENTION

The present invention is directed to compounds which are antagonists of CGRP receptors and which are useful in the treatment or prevention of diseases in which the CGRP is involved, such as migraine. The invention is also directed to pharmaceutical compositions comprising these compounds and the use of these compounds and compositions in the prevention or treatment of such diseases in which CGRP is involved.

DETAILED DESCRIPTION OF THE INVENTION

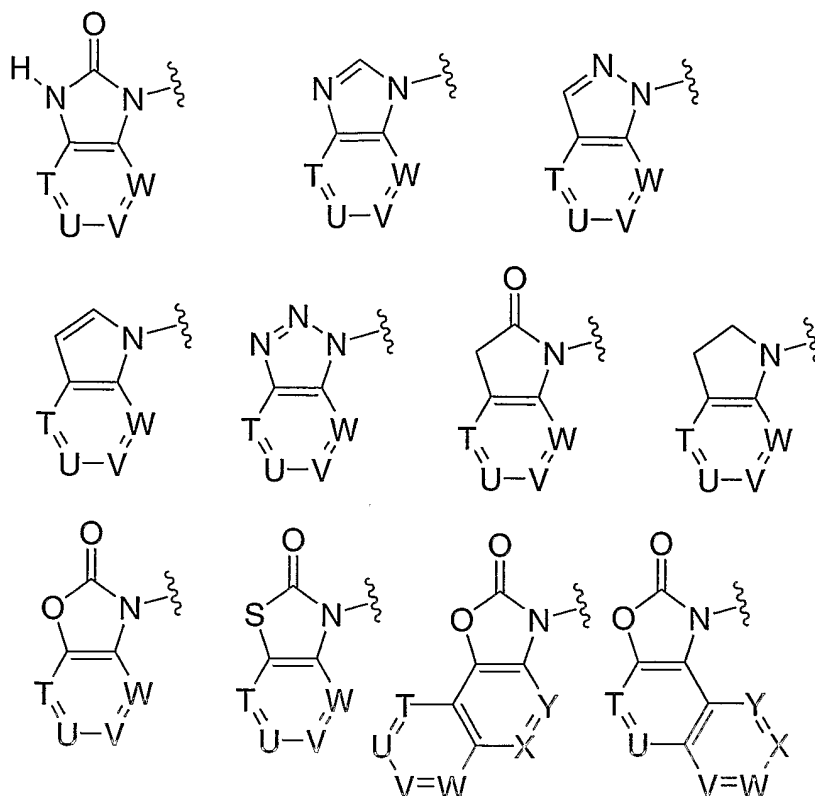
The present invention is directed to compounds of the formula I:



I

wherein:

B is a bicycloheterocycle selected from the group consisting of:



where T, U, V, W, X and Y are each independently a carbon atom or a nitrogen atom wherein no more than two of T, U, V and W, and no more than three of T, U, V, W, X and Y, are a nitrogen atom,

5 where B is unsubstituted or substituted with 1-5 substituents where the substituents are independently selected from R¹, R², R^{3a} and R^{3b}, wherein R¹, R², R^{3a} and R^{3b} are independently selected from:

(1) -C₁₋₆alkyl, which is unsubstituted or substituted with 1-7 substituents where the substituents are independently selected from:

- 10 (a) halo,
- (b) hydroxy,
- (c) -O-C₁₋₆alkyl,
- (d) -C₃₋₆cycloalkyl,
- 15 (e) phenyl or heterocycle, wherein heterocycle is selected from: pyridyl, pyrimidinyl, pyrazinyl, pyridazinyl, piperidinyl, piperazinyl, pyrrolidinyl, thienyl, or morpholinyl,
- which is unsubstituted or substituted with 1-5 substituents where the substituents are independently selected from:

- 5
- (i) -C₁₋₆alkyl,
 - (ii) -O-C₁₋₆alkyl,
 - (iii) halo,
 - (iv) hydroxy,
 - (v) trifluoromethyl, and
 - (vi) -OCF₃,
- 10
- (f) -CO₂R⁹, wherein R⁹ is independently selected from:
 - (i) hydrogen,
 - (ii) -C₁₋₆alkyl, which is unsubstituted or substituted with 1-6 fluoro,
 - (iii) -C₃₋₆cycloalkyl,
 - (iv) benzyl, and
 - (v) phenyl,
 - (g) -NR¹⁰R¹¹, wherein R¹⁰ and R¹¹ are independently selected from:
- 15
- (i) hydrogen,
 - (ii) -C₁₋₆alkyl, which is unsubstituted or substituted with 1-6 fluoro,
 - (iii) -C₅₋₆cycloalkyl,
 - (iv) benzyl,
 - (v) phenyl,
- 20
- (vi) -COR⁹, and
 - (vii) -SO₂R¹²,
- 25
- (h) -SO₂R¹², wherein R¹² is independently selected from:
 - (i) -C₁₋₆alkyl, which is unsubstituted or substituted with 1-6 fluoro,
 - (ii) -C₅₋₆cycloalkyl,
 - (iii) benzyl, and
 - (iv) phenyl,
 - (i) -CONR^{10a}R^{11a}, wherein R^{10a} and R^{11a} are independently selected from:
- 30
- (i) hydrogen,
 - (ii) -C₁₋₆alkyl, which is unsubstituted or substituted with 1-6 fluoro,
 - (iii) -C₅₋₆cycloalkyl,
 - (iv) benzyl,
 - (v) phenyl,

or where R^{10a} and R^{11a} may be joined together to form a ring selected from azetidiny, pyrrolidinyl, piperidinyl, piperazinyl, or morpholinyl, which is unsubstituted or substituted with 1-5 substituents where the substituents are independently selected from:

- (I) -C₁₋₆alkyl
- (II) -O-C₁₋₆alkyl
- (III) halo
- (IV) hydroxy
- (V) phenyl, and
- (VI) benzyl,

- (j) trifluoromethyl,
- (k) -OCO₂R⁹,
- (l) -(NR^{10a})CO₂R⁹,
- (m) -O(CO)NR^{10a}R^{11a},
- (n) -(NR⁹)(CO)NR^{10a}R^{11a}, and
- (o) -O-C₃₋₆cycloalkyl,

(2) -C₃₋₆cycloalkyl, which is unsubstituted or substituted with 1-7 substituents where the substituents are independently selected from:

- (a) halo,
- (b) hydroxy,
- (c) -O-C₁₋₆alkyl,
- (d) trifluoromethyl,
- (e) phenyl, which is unsubstituted or substituted with 1-5 substituents where the substituents are independently selected from:

- (i) -C₁₋₆alkyl,
- (ii) -O-C₁₋₆alkyl,
- (iii) halo,
- (iv) hydroxy, and
- (v) trifluoromethyl,

(3) phenyl or heterocycle, wherein heterocycle is selected from: pyridyl, pyrimidinyl, pyrazinyl, thienyl, pyridazinyl, pyrrolidinyl, azetidiny, thiazolyl, isothiazolyl, oxazolyl, isoxazolyl, imidazolyl, triazolyl, tetrazolyl, azepinyl, benzimidazolyl, benzopyranyl, benzofuryl, benzothiazolyl, benzoxazolyl, chromanyl, furyl, imidazolinyl, indolinyl, indolyl, quinolinyl, isoquinolinyl, tetrahydroquinolinyl,

isoindolinyl, tetrahydroisoquinolinyl, 2-oxopiperazinyl, 2-oxopiperidinyl, 2-oxopyrrolidinyl, pyrazolidinyl, pyrazolyl, pyrrolyl, quinazolinyl, tetrahydrofuryl, thiazolinyl, purinyl, naphthyridinyl, quinoxalinyl, 1,3-dioxolanyl, oxadiazolyl, piperidinyl, tetrahydropyranyl, tetrahydrothienyl, tetrahydrothiopyranyl, and morpholinyl, which is unsubstituted or substituted with 1-5 substituents where the substituents are independently selected from:

- (a) -C₁₋₆alkyl, which is unsubstituted or substituted with 1-6 fluoro,
- (b) halo,
- (c) hydroxy,
- (d) -O-C₁₋₆alkyl, which is unsubstituted or substituted with 1-6 fluoro,
- (e) -C₃₋₆cycloalkyl,
- (f) phenyl or heterocycle, wherein heterocycle is selected from: pyridyl, pyrimidinyl, pyrazinyl, thienyl, or morpholinyl, which is unsubstituted or substituted with 1-5 substituents where the substituents are independently selected from:

- (i) -C₁₋₆alkyl,
- (ii) -O-C₁₋₆alkyl,
- (iii) halo,
- (iv) hydroxy, and
- (v) trifluoromethyl,
- (g) -CO₂R⁹,
- (h) -(CO)R⁹,
- (i) -NR¹⁰R¹¹,
- (j) -CONR¹⁰R¹¹,
- (k) oxo
- (l) -SR¹²,
- (m) -S(O)R¹², and
- (n) -SO₂R¹²,

- (4) halo,
- (5) oxo,
- (6) hydroxy,
- (7) -O-C₁₋₆alkyl, which is unsubstituted or substituted with 1-5 halo,
- (8) -CN,
- (9) -CO₂R⁹,

- (10) -NR¹⁰R¹¹,
- (11) -SO₂R¹²,
- (12) -CONR^{10a}R^{11a},
- (13) -OCO₂R⁹,
- (14) -(NR^{10a})CO₂R⁹,
- (15) -O(CO)NR^{10a}R^{11a},
- (16) -(NR⁹)(CO)NR^{10a}R^{11a},
- (17) -(CO)-(CO)NR^{10a}R^{11a}, and
- (18) -(CO)-(CO)OR⁹;

or where R^{3a} and R^{3b} and the carbon atom(s) to which they are attached may be joined together to form a ring selected from cyclobutyl, cyclopentyl, cyclohexyl, cyclopentenyl, cyclohexenyl, azetidiny, pyrrolidinyl, piperidinyl, tetrahydrofuranyl, tetrahydropyranyl, furanyl, dihydrofuranyl, dihydropyranyl, thienyl, dihydrothienyl, tetrahydrothienyl, dihydrothiopyranyl, tetrahydrothiopyranyl or piperazinyl, which is unsubstituted or substituted with 1-5 substituents where the substituents are independently selected from:

- (a) -C₁₋₆alkyl, which is unsubstituted or substituted with 1-3 substituents where the substituents are independently selected from:

- (i) halo,
- (ii) hydroxy,
- (iii) -O-C₁₋₆alkyl,
- (iv) -C₃₋₆cycloalkyl,
- (v) phenyl or heterocycle, wherein heterocycle is selected from: pyridyl, pyrimidinyl, pyrazinyl, pyridazinyl, piperidinyl, piperazinyl, pyrrolidinyl, thienyl, or morpholinyl, which is unsubstituted or substituted with 1-5 substituents where the substituents are independently selected from:

- (I) -C₁₋₆alkyl,
- (II) -O-C₁₋₆alkyl,
- (III) halo,
- (IV) hydroxy,
- (V) trifluoromethyl, and
- (VI) -OCF₃,
- (vi) -CO₂R⁹,

- (vii) -NR¹⁰R¹¹,
 - (viii) -SO₂R¹²,
 - (ix) -CONR^{10a}R^{11a}, and
 - (x) -(NR^{10a})CO₂R⁹,
- 5 (b) phenyl or heterocycle, wherein heterocycle is selected from: pyridyl, pyrimidinyl, pyrazinyl, thienyl, pyridazinyl, pyrrolidinyl, azetidiny, piperidinyl and morpholinyl, which is unsubstituted or substituted with 1-3 substituents where the substituents are independently selected from:
- (i) -C₁₋₆alkyl, which is unsubstituted or substituted with 1-6 fluoro,
 - 10 (ii) halo,
 - (iii) hydroxy,
 - (iv) -O-C₁₋₆alkyl, which is unsubstituted or substituted with 1-6 fluoro, and
 - (v) -C₃₋₆cycloalkyl,
- 15 (c) halo,
 - (d) -SO₂R¹²,
 - (e) hydroxy,
 - (f) -O-C₁₋₆alkyl, which is unsubstituted or substituted with 1-5 halo,
 - (g) -CN,
 - 20 (h) -COR¹²,
 - (i) -NR¹⁰R¹¹,
 - (j) -CONR^{10a}R^{11a},
 - (k) -CO₂R⁹,
 - (l) -(NR^{10a})CO₂R⁹,
 - 25 (m) -O(CO)NR^{10a}R^{11a},
 - (n) -(NR⁹)(CO)NR^{10a}R^{11a}, and
 - (o) oxo;

A¹ and A² are independently selected from:

- 30 (1) a bond,
- (2) -CR¹³R¹⁴-, wherein R¹³ and R¹⁴ are independently selected from:
 - (a) hydrogen,
 - (b) C₁₋₆ alkyl, which is unsubstituted or substituted with 1-6 fluoro, and
 - (c) hydroxy,

or wherein one of A¹ and A² is absent;

R⁴ is selected from:

- (1) hydrogen,
- 5 (2) C₁₋₆ alkyl, which is unsubstituted or substituted with 1-6 fluoro,
- (3) C₅₋₆ cycloalkyl,
- (4) benzyl, and
- (5) phenyl;

10 R^{5a}, R^{5b} and R^{5c} are independently selected from:

- (1) hydrogen,
- (2) C₁₋₆ alkyl,
- (3) -O-C₁₋₆alkyl,
- (4) -OCF₃,
- 15 (5) trifluoromethyl,
- (6) halo,
- (7) hydroxy, and
- (8) -CN;

20 R⁶ is selected from:

- (1) hydrogen,
- (2) -C₁₋₆alkyl or -C₃₋₆cycloalkyl which are unsubstituted or substituted with 1-7 substituents where the substituents are independently selected from:
 - (a) halo,
 - 25 (b) hydroxy,
 - (c) -O-C₁₋₆alkyl,
 - (d) -C₃₋₆cycloalkyl,
 - (e) phenyl, which is unsubstituted or substituted with 1-5 substituents where the substituents are independently selected from:
 - 30 (i) -C₁₋₆alkyl,
 - (ii) -O-C₁₋₆alkyl,
 - (iii) halo,
 - (iv) hydroxy, and
 - (v) trifluoromethyl,

- (f) $-\text{CO}_2\text{R}^9$,
- (g) $-\text{NR}^{10}\text{R}^{11}$,
- (h) $-\text{CONR}^{10}\text{R}^{11}$,
- (i) $-\text{SO}_2\text{R}^{12}$, and
- (j) trifluoromethyl

(3) phenyl or heterocycle, wherein heterocycle is selected from: pyridyl, pyrimidinyl, pyrazinyl, thienyl, or morpholinyl, which is unsubstituted or substituted with 1-5 substituents where the substituents are independently selected from:

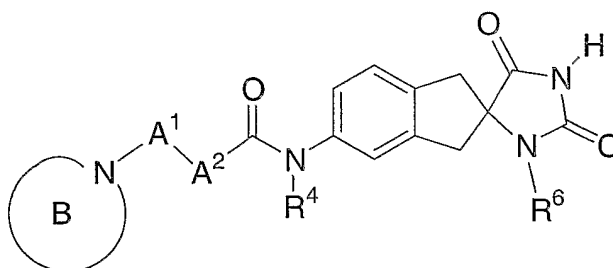
- (a) $-\text{C}_{1-6}\text{alkyl}$,
- (b) $-\text{O}-\text{C}_{1-6}\text{alkyl}$,
- (c) halo,
- (d) hydroxy, and
- (e) trifluoromethyl;

m is 1 or 2;

n is 1 or 2;

and pharmaceutically acceptable salts thereof and individual enantiomers and diastereomers thereof.

An embodiment of the present invention includes compounds of the formula Ia:



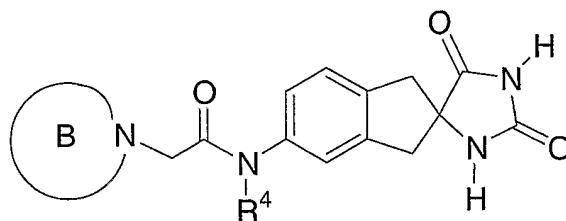
Ia

wherein B, A^1 , A^2 , R^4 , and R^6 are defined herein;

and pharmaceutically acceptable salts thereof and individual enantiomers and diastereomers thereof.

Another embodiment of the present invention includes compounds of the formula

Ib:



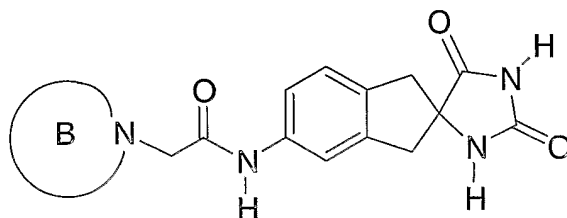
Ib

wherein B and R⁴ are defined herein;

and pharmaceutically acceptable salts thereof and individual enantiomers and diastereomers thereof.

Another embodiment of the present invention includes compounds of the formula

Ic:



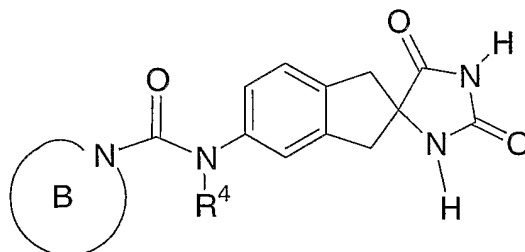
Ic

wherein B is defined herein;

and pharmaceutically acceptable salts thereof and individual enantiomers and diastereomers thereof.

Another embodiment of the present invention includes compounds of the formula

Id:



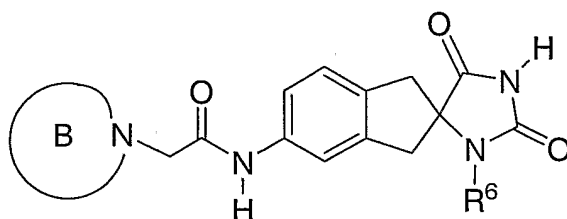
Id

wherein B is defined herein;

and pharmaceutically acceptable salts thereof and individual enantiomers and diastereomers thereof.

Another embodiment of the present invention includes compounds of the formula

Ie:

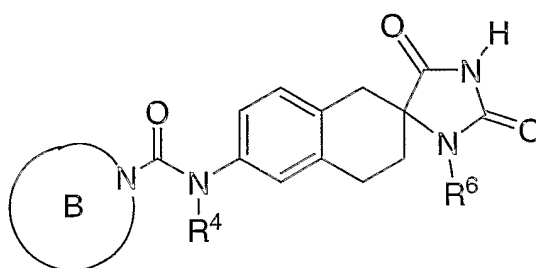


Ie

- 5 wherein B is defined herein;
and pharmaceutically acceptable salts thereof and individual enantiomers and diastereomers thereof.

Another embodiment of the present invention includes compounds of the formula

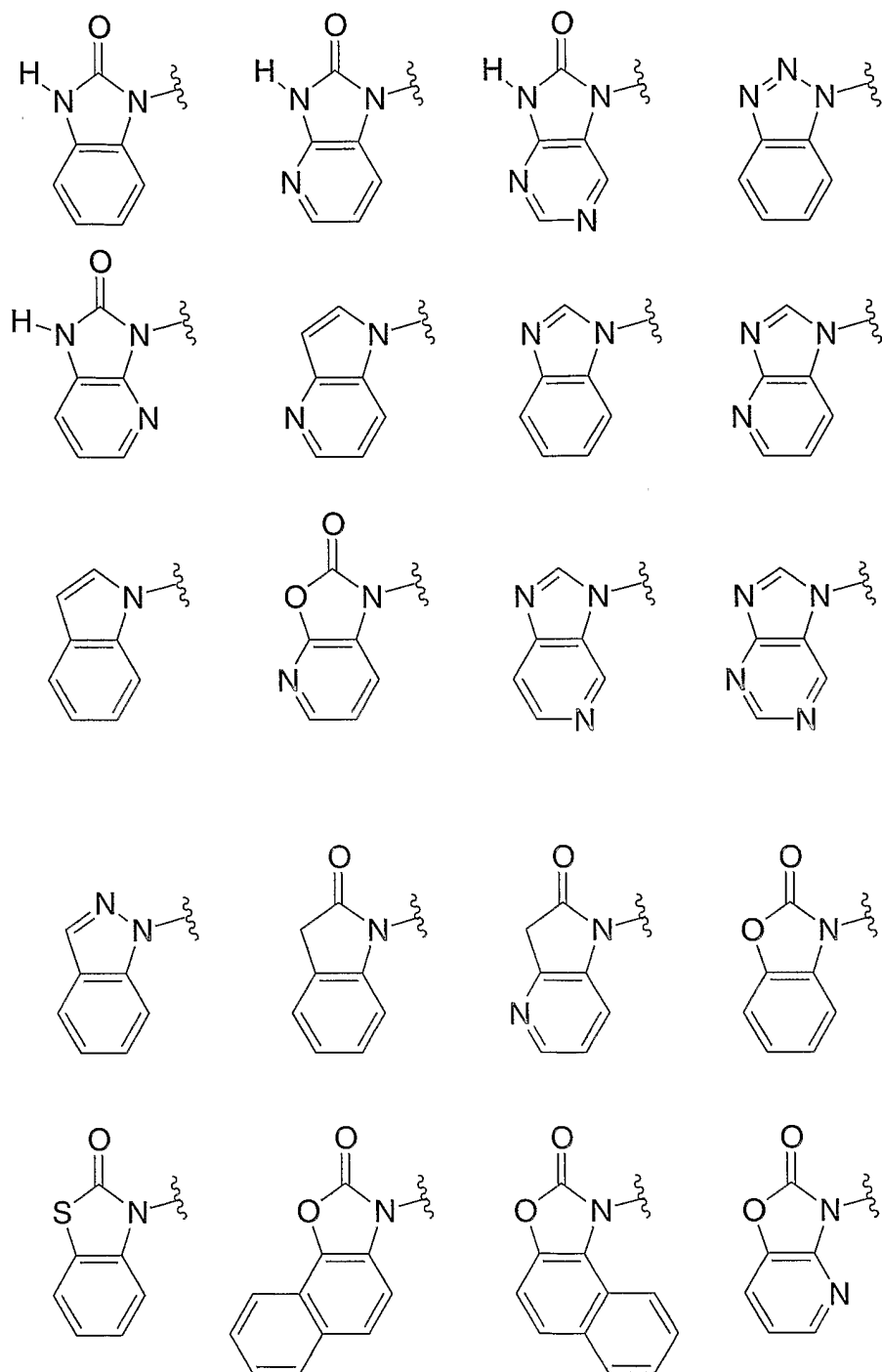
If:



If

- 10 wherein B, R⁴ and R⁶ are defined herein;
and pharmaceutically acceptable salts thereof and individual enantiomers and diastereomers thereof.

- 15 In an embodiment of the present invention B is selected from the group consisting of:



which is unsubstituted or substituted with 1-5 substituents selected from R^1 , R^2 , R^{3a} and R^{3b} , wherein R^1 , R^2 , R^{3a} and R^{3b} are defined herein.

In an embodiment of the present invention B is benzimidazolyl.

In an embodiment of the present invention B is 2-oxobenzoxazolyl.

In an embodiment of the present invention B is 2-oxobenzimidazoliny.

In an embodiment of the present invention B is indolyl.

In an embodiment of the present invention B is 2-oxoindoliny.

In an embodiment of the present invention B is 2-oxobenzothiazoliny.

5 In an embodiment of the present invention B is 1,3-dihydro-2*H*-imidazo[4,5-*b*]pyridine-2-one.

In an embodiment of the present invention B is naphtho[2,1-*d*][1,3]oxazolin-2(3*H*)-one.

10 In an embodiment of the present invention B is naphtho[1,2-*d*][1,3]oxazolin-2(1*H*)-one.

In an embodiment of the present invention R¹, R², R^{3a} and R^{3b} are independently selected from:

(1) -C₁₋₆alkyl, which is unsubstituted or substituted with 1-5 substituents where the substituents are independently selected from:

15 (a) fluoro,

(b) phenyl or heterocycle, wherein heterocycle is selected from: pyridyl, pyrimidinyl, pyrazinyl, pyridazinyl, piperidinyl, piperazinyl, pyrrolidinyl, thienyl, or morpholiny,

(c) -CO₂R⁹, wherein R⁹ is independently selected from:

20 (i) hydrogen, and

(ii) -C₁₋₆alkyl,

(d) -CONR^{10a}R^{11a}, wherein R^{10a} and R^{11a} are independently selected from:

25 (i) hydrogen, and

(ii) -C₁₋₆alkyl,

or where R^{10a} and R^{11a} may be joined together to form a ring selected from azetidiny, pyrrolidinyl, piperidinyl, piperazinyl, and morpholiny, and

(e) -O-C₃₋₆cycloalkyl,

30 (2) phenyl or heterocycle, wherein heterocycle is selected from: pyridyl, pyrimidinyl, pyrazinyl, thienyl, pyridazinyl, pyrrolidinyl, thiazolyl, isothiazolyl, 2-oxopyrrolidinyl, tetrahydrofuryl, piperidinyl, tetrahydrothienyl, or tetrahydrothiopyranyl, which is unsubstituted or substituted with 1-5 substituents where the substituents are independently selected from:

- (a) -C₁₋₆alkyl, which is unsubstituted or substituted with 1-3 fluoro
- (b) halo,
- (c) -CO₂R⁹, wherein R⁹ is selected from:
 - (i) hydrogen,
 - (ii) -C₁₋₄alkyl, and
 - (iii) -C₃₋₆cycloalkyl,
- (d) -(CO)R⁹,
- (e) -CONR^{10a}R^{11a}, wherein R^{10a} and R^{11a} are independently selected from:
 - (i) hydrogen, and
 - (ii) -C₁₋₆alkyl,
 or where R^{10a} and R^{11a} may be joined together to form a ring selected from azetidiny, pyrrolidinyl, piperidinyl, piperazinyl, and morpholinyl,
- (f) -O-C₁₋₆alkyl, which is unsubstituted or substituted with 1-3 fluoro,
- (g) hydroxy,
- (h) oxo,
- (i) -S-C₁₋₄alkyl,
- (j) -S(O)-C₁₋₄alkyl, and
- (k) -SO₂-C₁₋₄alkyl,

- (3) halo,
- (4) hydroxy,
- (5) -O-C₁₋₆alkyl, which is unsubstituted or substituted with 1-3 fluoro,
- (6) -NH₂,
- (7) -C₃₋₆cycloalkyl,
- (8) -(CO)-(CO)NR^{10a}R^{11a}, wherein R^{10a} and R^{11a} are independently selected from:
 - (a) hydrogen, and
 - (b) -C₁₋₆alkyl, and
- (9) -CN.

In an embodiment of the present invention R¹ and R² are independently selected from:

- (1) -C₁₋₄alkyl, which is unsubstituted or substituted with 1-5 substituents where the substituents are independently selected from:
 - (a) fluoro,

- (b) phenyl,
(c) $-\text{CO}_2\text{R}^9$, wherein R^9 is independently selected from:
(i) hydrogen, and
(ii) $-\text{C}_{1-4}\text{alkyl}$,
5 (d) $-\text{CONR}^{10}\text{aR}^{11}\text{a}$, wherein R^{10}a and R^{11}a are independently selected from:
(i) hydrogen, and
(ii) $-\text{C}_{1-4}\text{alkyl}$,
10 or where R^{10}a and R^{11}a may be joined together to form a ring selected from azetidiny, pyrrolidiny, piperidiny, piperaziny, and morpholiny, and
(e) $-\text{O}-\text{C}_{3-6}\text{cycloalkyl}$,
(2) phenyl or heterocycle, wherein heterocycle is selected from: pyridyl, pyrimidiny, pyraziny, thienyl, pyridaziny, pyrrolidiny, thiazolyl, tetrahydrofuryl, piperidiny, or tetrahydrothienyl, which is unsubstituted or substituted with 1-5 substituents
15 where the substituents are independently selected from:
(a) $-\text{C}_{1-4}\text{alkyl}$, which is unsubstituted or substituted with 1-3 fluoro
(b) halo,
(c) $-\text{CO}_2\text{R}^9$, wherein R^9 is selected from:
20 (i) hydrogen,
(ii) $-\text{C}_{1-4}\text{alkyl}$, and
(iii) $-\text{C}_{3-6}\text{cycloalkyl}$,
(d) $-(\text{CO})\text{R}^9$,
(e) $-\text{CONR}^{10}\text{aR}^{11}\text{a}$, wherein R^{10}a and R^{11}a are independently selected
25 from:
(i) hydrogen, and
(ii) $-\text{C}_{1-4}\text{alkyl}$,
(f) $-\text{O}-\text{C}_{1-4}\text{alkyl}$, which is unsubstituted or substituted with 1-3 fluoro,
(g) hydroxy,
30 (h) oxo
(i) $-\text{S}-\text{C}_{1-4}\text{alkyl}$,
(j) $-\text{S}(\text{O})-\text{C}_{1-4}\text{alkyl}$, and
(k) $-\text{SO}_2-\text{C}_{1-4}\text{alkyl}$,
(3) halo,

- (4) hydroxy,
- (5) -O-C₁₋₄alkyl, which is unsubstituted or substituted with 1-3 fluoro,
- (6) -NH₂,
- (7) -C₃₋₆cycloalkyl,
- 5 (8) -(CO)-(CO)NR^{10a}R^{11a}, wherein R^{10a} and R^{11a} are independently selected from:
 - (a) hydrogen, and
 - (b) -C₁₋₄alkyl, and
- (9) -CN.

10 In an embodiment of the present invention, R^{3a} and R^{3b} and the carbon atom(s) to which they are attached are joined together to form a ring selected from piperidinyl, cyclohexenyl, cyclohexyl and pyrrolidinyl, which is unsubstituted or substituted with 1-3 substituents independently selected from:

- (a) -C₁₋₆alkyl, which is unsubstituted or substituted with 1-3 substituents
 - 15 where the substituents are independently selected from:
 - (i) halo, and
 - (ii) phenyl,
 - (b) phenyl or heterocycle, wherein heterocycle is selected from: pyridyl, pyrimidinyl and pyrazinyl,
 - 20 (c) -CO₂R⁹, wherein R⁹ is selected from:
 - (i) hydrogen, and
 - (ii) -C₁₋₄alkyl.

25 In an embodiment of the present invention, R^{3a} and R^{3b} and the carbon atom(s) to which they are attached are joined together to form a piperidine ring, which is unsubstituted or substituted with 1-3 substituents independently selected from:

- (a) -C₁₋₆alkyl, which is unsubstituted or substituted with 1-3 substituents
 - independently selected from:
 - (i) fluoro, and
 - (ii) phenyl,
 - 30 (b) -CO₂-C₁₋₄alkyl.

In an embodiment of the present invention A¹ is a bond.

In an embodiment of the present invention A² is -CH₂-.

In an embodiment of the present invention R⁴ is selected from: hydrogen and -C₁₋₆alkyl, which is unsubstituted or substituted with fluoro.

In an embodiment of the present invention R^4 is hydrogen.

In an embodiment of the present invention R^{5a} , R^{5b} and R^{5c} are independently selected from hydrogen, C_{1-6} alkyl and halo.

5 In an embodiment of the present invention R^{5a} , R^{5b} and R^{5c} are independently selected from hydrogen and halo.

In an embodiment of the present invention R^{5a} , R^{5b} and R^{5c} are hydrogen.

In an embodiment of the present invention R^6 is selected from:

- (1) hydrogen,
- (2) $-C_{1-4}$ alkyl which is unsubstituted or substituted with 1-5 substituents where the
10 substituents are independently selected from:
 - (a) halo,
 - (b) hydroxy,
 - (c) $-C_{3-6}$ cycloalkyl, and
 - (d) phenyl,
- 15 (3) phenyl or heterocycle, wherein heterocycle is selected from: pyridyl, pyrimidinyl, or pyrazinyl.

In an embodiment of the present invention R^6 is selected from:

- (1) hydrogen,
- (2) $-C_{1-4}$ alkyl which is unsubstituted or substituted with 1-3 substituents where the
20 substituents are independently selected from:
 - (a) halo, and
 - (b) phenyl.

In an embodiment of the present invention R^6 is hydrogen or methyl.

In an embodiment of the present invention R^6 is methyl.

25 In an embodiment of the present invention m is 1.

In an embodiment of the present invention n is 1.

In an embodiment of the present invention n is 2.

The compounds of the present invention may contain one or more asymmetric centers and can thus occur as racemates and racemic mixtures, single enantiomers,
30 diastereomeric mixtures and individual diastereomers. The compounds of the instant invention have one asymmetric center. Additional asymmetric centers may be present depending upon the nature of the various substituents on the molecule. Each such asymmetric center will independently produce two optical isomers and it is intended that all of the possible optical isomers and diastereomers in mixtures and as pure or partially purified compounds are included

within the ambit of this invention. The present invention is meant to comprehend all such isomeric forms of these compounds.

The independent syntheses of these diastereomers or their chromatographic separations may be achieved as known in the art by appropriate modification of the methodology disclosed herein. Their absolute stereochemistry may be determined by the x-ray crystallography of crystalline products or crystalline intermediates which are derivatized, if necessary, with a reagent containing an asymmetric center of known absolute configuration.

If desired, racemic mixtures of the compounds may be separated so that the individual enantiomers are isolated. The separation can be carried out by methods well known in the art, such as the coupling of a racemic mixture of compounds to an enantiomerically pure compound to form a diastereomeric mixture, followed by separation of the individual diastereomers by standard methods, such as fractional crystallization or chromatography. The coupling reaction is often the formation of salts using an enantiomerically pure acid or base. The diastereomeric derivatives may then be converted to the pure enantiomers by cleavage of the added chiral residue. The racemic mixture of the compounds can also be separated directly by chromatographic methods utilizing chiral stationary phases, which methods are well known in the art.

Alternatively, any enantiomer of a compound may be obtained by stereoselective synthesis using optically pure starting materials or reagents of known configuration by methods well known in the art.

As appreciated by those of skill in the art, halo or halogen as used herein are intended to include chloro, fluoro, bromo and iodo. Similarly, C₁₋₈, as in C₁₋₈alkyl is defined to identify the group as having 1, 2, 3, 4, 5, 6, 7 or 8 carbons in a linear or branched arrangement, such that C₁₋₈alkyl specifically includes methyl, ethyl, n-propyl, iso-propyl, n-butyl, iso-butyl, tert-butyl, pentyl, hexyl, heptyl and octyl. Likewise, C₀, as in C₀alkyl is defined to identify the presence of a direct covalent bond. The term "heterocycle" as used herein is intended to include, but is not limited to, the following groups: benzoimidazolyl, benzofuranyl, benzofurazanyl, benzopyrazolyl, benzotriazolyl, benzothiophenyl, benzoxazolyl, carbazolyl, carbolinyl, cinnolinyl, furanyl, imidazolyl, indolinyl, indolyl, indolaziny, indazolyl, isobenzofuranyl, isoindolyl, isoquinolyl, isothiazolyl, isoxazolyl, naphthpyridinyl, oxadiazolyl, oxazolyl, oxetanyl, pyranyl, pyrazinyl, pyrazolyl, pyridazinyl, pyridopyridinyl, pyridazinyl, pyridyl, pyrimidyl, pyrrolyl, quinazolinyl, quinolyl, quinoxalinyl, tetrahydropyranyl, tetrazolyl, tetrazolopyridyl, thiadiazolyl, thiazolyl, thienyl, triazolyl, azetidiny, 1,4-dioxanyl, hexahydroazepinyl, piperazinyl, piperidinyl, pyrrolidinyl, morpholinyl, thiomorpholinyl, dihydrobenzoimidazolyl,

dihydrobenzofuranyl, dihydrobenzothiophenyl, dihydrobenzoxazolyl, dihydrofuranyl, dihydroimidazolyl, dihydroindolyl, dihydroisooxazolyl, dihydroisothiazolyl, dihydrooxadiazolyl, dihydrooxazolyl, dihydropyrazinyl, dihydropyrazolyl, dihydropyridinyl, dihydropyrimidinyl, dihydropyrrolyl, dihydroquinolinyl, dihydrotetrazolyl, dihydrothiadiazolyl, dihydrothiazolyl, dihydrothienyl, dihydrotriazolyl, dihydroazetidyl, methylenedioxybenzoyl, tetrahydrofuranyl, and tetrahydrothienyl, and N-oxides thereof.

The phrase "pharmaceutically acceptable" is employed herein to refer to those compounds, materials, compositions, and/or dosage forms which are, within the scope of sound medical judgment, suitable for use in contact with the tissues of human beings and animals without excessive toxicity, irritation, allergic response, or other problem or complication, commensurate with a reasonable benefit/risk ratio.

As used herein, "pharmaceutically acceptable salts" refer to derivatives wherein the parent compound is modified by making acid or base salts thereof. Examples of pharmaceutically acceptable salts include, but are not limited to, mineral or organic acid salts of basic residues such as amines; alkali or organic salts of acidic residues such as carboxylic acids; hydantoins; and the like. The pharmaceutically acceptable salts include the conventional non-toxic salts or the quaternary ammonium salts of the parent compound formed, for example, from non-toxic inorganic or organic acids. For example, such conventional non-toxic salts include those derived from inorganic acids such as hydrochloric, hydrobromic, sulfuric, sulfamic, phosphoric, nitric and the like; and the salts prepared from organic acids such as acetic, propionic, succinic, glycolic, stearic, lactic, malic, tartaric, citric, ascorbic, pamoic, maleic, hydroxymaleic, phenylacetic, glutamic, benzoic, salicylic, sulfanilic, 2-acetoxybenzoic, fumaric, toluenesulfonic, methanesulfonic, ethane disulfonic, oxalic, isethionic, and the like.

When the compound of the present invention is basic, salts may be prepared from pharmaceutically acceptable non-toxic acids, including inorganic and organic acids. Such acids include acetic, benzenesulfonic, benzoic, camphorsulfonic, citric, ethanesulfonic, fumaric, gluconic, glutamic, hydrobromic, hydrochloric, isethionic, lactic, maleic, malic, mandelic, methanesulfonic, mucic, nitric, pamoic, pantothenic, phosphoric, succinic, sulfuric, tartaric, p-toluenesulfonic acid, and the like. Particularly preferred are citric, hydrobromic, hydrochloric, maleic, phosphoric, sulfuric, fumaric, and tartaric acids. It will be understood that, as used herein, references to the compounds of Formula I are meant to also include the pharmaceutically acceptable salts.

Exemplifying the invention is the use of the compounds disclosed in the Examples and herein. Specific compounds within the present invention include a compound

which selected from the group consisting of the compounds disclosed in the following Examples and pharmaceutically acceptable salts thereof and individual diastereomers thereof.

The subject compounds are useful in a method of antagonism of CGRP receptors in a patient such as a mammal in need of such antagonism comprising the administration of an effective amount of the compound. The present invention is directed to the use of the compounds disclosed herein as antagonists of CGRP receptors. In addition to primates, especially humans, a variety of other mammals can be treated according to the method of the present invention.

Another embodiment of the present invention is directed to a method for the treatment, control, amelioration, or reduction of risk of a disease or disorder in which the CGRP receptor is involved in a patient that comprises administering to the patient a therapeutically effective amount of a compound that is an antagonist of CGRP receptors.

The present invention is further directed to a method for the manufacture of a medicament for antagonism of CGRP receptors activity in humans and animals comprising combining a compound of the present invention with a pharmaceutical carrier or diluent.

The subject treated in the present methods is generally a mammal, preferably a human being, male or female, in whom antagonism of CGRP receptor activity is desired. The term "therapeutically effective amount" means the amount of the subject compound that will elicit the biological or medical response of a tissue, system, animal or human that is being sought by the researcher, veterinarian, medical doctor or other clinician. As used herein, the term "treatment" refers both to the treatment and to the prevention or prophylactic therapy of the mentioned conditions, particularly in a patient who is predisposed to such disease or disorder.

The term "composition" as used herein is intended to encompass a product comprising the specified ingredients in the specified amounts, as well as any product which results, directly or indirectly, from combination of the specified ingredients in the specified amounts. Such term in relation to pharmaceutical composition, is intended to encompass a product comprising the active ingredient(s), and the inert ingredient(s) that make up the carrier, as well as any product which results, directly or indirectly, from combination, complexation or aggregation of any two or more of the ingredients, or from dissociation of one or more of the ingredients, or from other types of reactions or interactions of one or more of the ingredients. Accordingly, the pharmaceutical compositions of the present invention encompass any composition made by admixing a compound of the present invention and a pharmaceutically acceptable carrier. By "pharmaceutically acceptable" it is meant the carrier, diluent or excipient

must be compatible with the other ingredients of the formulation and not deleterious to the recipient thereof.

The terms "administration of" and or "administering a" compound should be understood to mean providing a compound of the invention or a prodrug of a compound of the invention to the individual in need of treatment.

The utility of the compounds in accordance with the present invention as antagonists of CGRP receptor activity may be demonstrated by methodology known in the art. Inhibition of the binding of ^{125}I -CGRP to receptors and functional antagonism of CGRP receptors were determined as follows:

NATIVE RECEPTOR BINDING ASSAY: The binding of ^{125}I -CGRP to receptors in SK-N-MC cell membranes was carried out essentially as described (Edvinsson *et al.* (2001) *Eur. J. Pharmacol.* **415**, 39-44). Briefly, membranes (25 μg) were incubated in 1 ml of binding buffer [10 mM HEPES, pH 7.4, 5 mM MgCl_2 and 0.2% bovine serum albumin (BSA)] containing 10 pM ^{125}I -CGRP and antagonist. After incubation at room temperature for 3 h, the assay was terminated by filtration through GFB glass fibre filter plates (Millipore) that had been blocked with 0.5% polyethyleneimine for 3 h. The filters were washed three times with ice-cold assay buffer, then the plates were air dried. Scintillation fluid (50 μl) was added and the radioactivity was counted on a Topcount (Packard Instrument). Data analysis was carried out by using Prism and the K_i was determined by using the Cheng-Prusoff equation (Cheng & Prusoff (1973) *Biochem. Pharmacol.* **22**, 3099-3108).

NATIVE RECEPTOR FUNCTIONAL ASSAY: SK-N-MC cells were grown in minimal essential medium (MEM) supplemented with 10% fetal bovine serum, 2 mM L-glutamine, 0.1 mM non-essential amino acids, 1 mM sodium pyruvate, 100 units/ml penicillin and 100 $\mu\text{g}/\text{ml}$ streptomycin at 37 °C, 95% humidity, and 5% CO_2 . For cAMP assays, cells were plated at 5×10^5 cells/well in 96-well poly-D-lysine-coated plates (Becton-Dickinson) and cultured for ~ 18 h before assay. Cells were washed with phosphate-buffered saline (PBS, Sigma) then pre-incubated with 300 μM isobutylmethylxanthine in serum-free MEM for 30 min at 37 °C. Antagonist was added and the cells were incubated for 10 min before the addition of CGRP. The incubation was continued for another 15 min, then the cells were washed with PBS and processed for cAMP determination according to the manufacturer's recommended protocol. Maximal stimulation over basal was defined by using 100 nM CGRP. Dose-response curves were generated by using Prism. Dose-ratios (DR) were calculated and used to construct full Schild plots (Arunlakshana & Schild (1959) *Br. J. Pharmacol.* **14**, 48-58).

RECOMBINANT RECEPTOR: Human CRLR (Genbank accession number L76380) was subcloned into the expression vector pIRESHyg2 (BD Biosciences Clontech) as a 5'NheI and 3' PmeI fragment. Human RAMP1 (Genbank accession number AJ001014) was subcloned into the expression vector pIRESpuro2 (BD Biosciences Clontech) as a 5'NheI and 3'NotI fragment. 293 cells (human embryonic kidney cells; ATCC #CRL-1573) were cultured in DMEM with 4.5 g/L glucose, 1 mM sodium pyruvate and 2 mM glutamine supplemented with 10% fetal bovine serum (FBS), 100 units/mL penicillin and 100 ug/ml streptomycin, and maintained at 37°C and 95% humidity. Cells were subcultured by treatment with 0.25% trypsin with 0.1% EDTA in HBSS. Stable cell line generation was accomplished by co-transfecting 10 ug of DNA with 30 ug Lipofectamine 2000 (Invitrogen) in 75 cm² flasks. CRLR and RAMP1 expression constructs were co-transfected in equal amounts. Twenty-four hours after transfection the cells were diluted and selective medium (growth medium + 300 ug/ml hygromycin and 1 ug/ml puromycin) was added the following day. A clonal cell line was generated by single cell deposition utilizing a FACS Vantage SE (Becton Dickinson). Growth medium was adjusted to 150 ug/ml hygromycin and 0.5 ug/ml puromycin for cell propagation.

RECOMBINANT RECEPTOR BINDING ASSAY: Cells expressing recombinant human CRLR/RAMP1 were washed with PBS and harvested in harvest buffer containing 50 mM HEPES, 1 mM EDTA and Complete protease inhibitors (Roche). The cell suspension was disrupted with a laboratory homogenizer and centrifuged at 48,000 g to isolate membranes. The pellets were resuspended in harvest buffer plus 250 mM sucrose and stored at -70°C. For binding assays, 10 ug of membranes were incubated in 1 ml binding buffer (10 mM HEPES, pH 7.4, 5 mM MgCl₂, and 0.2% BSA) for 3 hours at room temperature containing 10 pM ¹²⁵I-hCGRP (Amersham Biosciences) and antagonist. The assay was terminated by filtration through 96-well GFB glass fiber filter plates (Millipore) that had been blocked with 0.05% polyethyleneimine. The filters were washed 3 times with ice-cold assay buffer (10 mM HEPES, pH 7.4). Scintillation fluid was added and the plates were counted on a Topcount (Packard). Non-specific binding was determined and the data analysis was carried out with the apparent dissociation constant (K_i) determined by using a non-linear least squares fitting the bound CPM data to the equation below:

$$Y_{\text{obsd}} = \frac{(Y_{\text{max}} - Y_{\text{min}})(\%I_{\text{max}} - \%I_{\text{min}} / 100)}{1 + ([\text{Drug}] / K_i (1 + [\text{Radiolabel}] / K_d)^{nH}} + Y_{\text{min}} + (Y_{\text{max}} - Y_{\text{min}})(100 - \%I_{\text{max}} / 100)$$

Where Y is observed CPM bound, Y_{max} is total bound counts, Y min is non specific bound counts, (Y max – Y min) is specific bound counts, % I max is the maximum percent inhibition, % I min is the minimum percent inhibition, radiolabel is the probe, and the K_d is the apparent

dissociation constant for the radioligand for the receptor as determined by Hot saturation experiments.

RECOMBINANT RECEPTOR FUNCTIONAL ASSAY: Cells were plated in complete growth medium at 85,000 cells/well in 96-well poly-D-lysine coated plates (Corning) and cultured for ~ 19 h before assay. Cells were washed with PBS and then incubated with inhibitor for 30 min at 37°C and 95% humidity in Cellgro Complete Serum-Free/Low-Protein medium (Mediatech, Inc.) with L-glutamine and 1 g/L BSA. Isobutyl-methylxanthine was added to the cells at a concentration of 300 µM and incubated for 30 min at 37°C. Human α-CGRP was added to the cells at a concentration of 0.3 nM and allowed to incubate at 37°C for 5 min. After α-CGRP stimulation the cells were washed with PBS and processed for cAMP determination utilizing the two-stage assay procedure according to the manufacturer's recommended protocol (cAMP SPA direct screening assay system; RPA 559; Amersham Biosciences). Dose response curves were plotted and IC₅₀ values determined from a 4-parameter logistic fit as defined by the equation $y = ((a-d)/(1+(x/c)^b) + d$, where y = response, x = dose, a = max response, d = min response, c = inflection point and b = slope.

In particular, the compounds of the following examples had activity as antagonists of the CGRP receptor in the aforementioned assays, generally with a K_i or IC₅₀ value of less than about 50 µM. Such a result is indicative of the intrinsic activity of the compounds in use as antagonists of CGRP receptors.

The ability of the compounds of the present invention to act as CGRP antagonists makes them useful pharmacological agents for disorders that involve CGRP in humans and animals, but particularly in humans.

The compounds of the present invention have utility in treating, preventing, ameliorating, controlling or reducing the risk of one or more of the following conditions or diseases: headache; migraine; cluster headache; chronic tension type headache; pain; chronic pain; neurogenic inflammation and inflammatory pain; neuropathic pain; eye pain; tooth pain; diabetes; non-insulin dependent diabetes mellitus; vascular disorders; inflammation; arthritis; bronchial hyperreactivity, asthma; shock; sepsis; opiate withdrawal syndrome; morphine tolerance; hot flashes in men and women; allergic dermatitis; psoriasis; encephalitis; brain trauma; epilepsy; neurodegenerative diseases; skin diseases; neurogenic cutaneous redness, skin rosaceousness and erythema; inflammatory bowel disease, irritable bowel syndrome, cystitis; and other conditions that may be treated or prevented by antagonism of CGRP receptors. Of

particular importance is the acute or prophylactic treatment of headache, including migraine and cluster headache.

The subject compounds are further useful in a method for the prevention, treatment, control, amelioration, or reduction of risk of the diseases, disorders and conditions noted herein.

The subject compounds are further useful in a method for the prevention, treatment, control, amelioration, or reduction of risk of the aforementioned diseases, disorders and conditions in combination with other agents.

The compounds of the present invention may be used in combination with one or more other drugs in the treatment, prevention, control, amelioration, or reduction of risk of diseases or conditions for which compounds of Formula I or the other drugs may have utility, where the combination of the drugs together are safer or more effective than either drug alone. Such other drug(s) may be administered, by a route and in an amount commonly used therefor, contemporaneously or sequentially with a compound of Formula I. When a compound of Formula I is used contemporaneously with one or more other drugs, a pharmaceutical composition in unit dosage form containing such other drugs and the compound of Formula I is preferred. However, the combination therapy may also include therapies in which the compound of Formula I and one or more other drugs are administered on different overlapping schedules. It is also contemplated that when used in combination with one or more other active ingredients, the compounds of the present invention and the other active ingredients may be used in lower doses than when each is used singly. Accordingly, the pharmaceutical compositions of the present invention include those that contain one or more other active ingredients, in addition to a compound of Formula I.

For example, the present compounds may be used in conjunction with an anti-inflammatory or analgesic agent or an anti-migraine agent, such as an ergotamine or 5-HT₁ agonists, especially a 5-HT_{1B/1D} agonist, for example sumatriptan, naratriptan, zolmitriptan, eletriptan, almotriptan, frovatriptan, donitriptan, and rizatriptan; a cyclooxygenase inhibitor, such as a selective cyclooxygenase-2 inhibitor, for example rofecoxib, etoricoxib, celecoxib, valdecoxib or paracoxib; a non-steroidal anti-inflammatory agent or a cytokine-suppressing anti-inflammatory agent, for example with a compound such as aspirin, ibuprofen, ketoprofen, fenoprofen, naproxen, indomethacin, sulindac, meloxicam, piroxicam, tenoxicam, lornoxicam, ketorolac, etodolac, mefenamic acid, meclofenamic acid, flufenamic acid, tolfenamic acid, diclofenac, oxaprozin, apazone, nimesulide, nabumetone, tenidap, etanercept, tolmetin, phenylbutazone, oxyphenbutazone, diflunisal, salsalate, olsalazine or sulfasalazine and the like;

or a steroidal analgesic. Similarly, the instant compounds may be administered with a pain reliever such as acetaminophen, phenacetin, codeine, fentanyl, sufentanil, methadone, acetyl methadol, buprenorphine or morphine.

Additionally, the present compounds may be used in conjunction with an
5 interleukin inhibitor, such as an interleukin-1 inhibitor; an NK-1 receptor antagonist, for example aprepitant; an NMDA antagonist; an NR2B antagonist; a bradykinin-1 receptor antagonist; an adenosine A1 receptor agonist; a sodium channel blocker, for example lamotrigine; an opiate agonist such as levomethadyl acetate or methadyl acetate; a lipoxygenase inhibitor, such as an inhibitor of 5-lipoxygenase; an alpha receptor antagonist, for example indoramin; an alpha
10 receptor agonist; a vanilloid receptor antagonist; an mGluR5 agonist, antagonist or potentiator; a GABA A receptor modulator, for example acamprosate calcium; nicotinic antagonists or agonists including nicotine; muscarinic agonists or antagonists; a selective serotonin reuptake inhibitor, for example fluoxetine, paroxetine, sertraline, duloxetine, escitalopram, or citalopram; a tricyclic antidepressant, for example amitriptyline, doxepin, protriptyline, desipramine,
15 trimipramine, or imipramine; a leukotriene antagonist, for example montelukast or zafirlukast; an inhibitor of nitric oxide or an inhibitor of the synthesis of nitric oxide.

Also, the present compounds may be used in conjunction with ergot alkaloids, for example ergotamine, ergonovine, ergonovine, methylergonovine, metergoline, ergoloid mesylates, dihydroergotamine, dihydroergocornine, dihydroergocristine, dihydroergocryptine,
20 dihydro- α -ergocryptine, dihydro- β -ergocryptine, ergotoxine, ergocornine, ergocristine, ergocryptine, α -ergocryptine, β -ergocryptine, ergosine, ergostane, bromocriptine, or methysergide.

Additionally, the present compounds may be used in conjunction with a beta-adrenergic antagonist such as timolol, propranolol, atenolol, or nadolol, and the like; a MAO
25 inhibitor, for example phenelzine; a calcium channel blocker, for example flunarizine, nimodipine, lomerizine, verapamil, nifedipine, prochlorperazine or gabapentin; neuroleptics such as olanzapine and quetiapine; an anticonvulsant such as topiramate, zonisamide, tonabersat, carabersat or divalproex sodium; an angiotensin II antagonist, for example losartan and candesartan cilexetil; an angiotensin converting enzyme inhibitor such as lisinopril; or botulinum
30 toxin type A.

The present compounds may be used in conjunction with a potentiator such as caffeine, an H2-antagonist, simethicone, aluminum or magnesium hydroxide; a decongestant such as phenylephrine, phenylpropanolamine, pseudoephedrine, oxymetazoline, epinephrine, naphazoline, xylometazoline, propylhexedrine, or levo-desoxyephedrine; an antitussive such as

codeine, hydrocodone, caramiphen, carbetapentane, or dextromethorphan; a diuretic; a prokinetic agent such as metoclopramide or domperidone, and a sedating or non-sedating antihistamine.

In a particularly preferred embodiment the present compounds are used in conjunction with an anti-migraine agent, such as: an ergotamine; a 5-HT₁ agonist, especially a 5-HT_{1B/1D} agonist, in particular, sumatriptan, naratriptan, zolmitriptan, eletriptan, almotriptan, frovatriptan, donitriptan and rizatriptan; and a cyclooxygenase inhibitor, such as a selective cyclooxygenase-2 inhibitor, in particular, rofecoxib, etoricoxib, celecoxib, meloxicam, valdecoxib or paracoxib.

The above combinations include combinations of a compound of the present invention not only with one other active compound, but also with two or more other active compounds. Likewise, compounds of the present invention may be used in combination with other drugs that are used in the prevention, treatment, control, amelioration, or reduction of risk of the diseases or conditions for which compounds of the present invention are useful. Such other drugs may be administered, by a route and in an amount commonly used therefor, contemporaneously or sequentially with a compound of the present invention. When a compound of the present invention is used contemporaneously with one or more other drugs, a pharmaceutical composition containing such other drugs in addition to the compound of the present invention is preferred. Accordingly, the pharmaceutical compositions of the present invention include those that also contain one or more other active ingredients, in addition to a compound of the present invention.

The weight ratio of the compound of the present invention to the other active ingredient(s) may be varied and will depend upon the effective dose of each ingredient. Generally, an effective dose of each will be used. Thus, for example, when a compound of the present invention is combined with another agent, the weight ratio of the compound of the present invention to the other agent will generally range from about 1000:1 to about 1:1000, preferably about 200:1 to about 1:200. Combinations of a compound of the present invention and other active ingredients will generally also be within the aforementioned range, but in each case, an effective dose of each active ingredient should be used.

In such combinations the compound of the present invention and other active agents may be administered separately or in conjunction. In addition, the administration of one element may be prior to, concurrent to, or subsequent to the administration of other agent(s), and via the same or different routes of administration.

The compounds of the present invention may be administered by oral, parenteral (e.g., intramuscular, intraperitoneal, intravenous, ICV, intracisternal injection or infusion,

subcutaneous injection, or implant), by inhalation spray, nasal, vaginal, rectal, sublingual, or topical routes of administration and may be formulated, alone or together, in suitable dosage unit formulations containing conventional non-toxic pharmaceutically acceptable carriers, adjuvants and vehicles appropriate for each route of administration. In addition to the treatment of warm-blooded animals the compounds of the invention are effective for use in humans.

The pharmaceutical compositions for the administration of the compounds of this invention may conveniently be presented in dosage unit form and may be prepared by any of the methods well known in the art of pharmacy. All methods include the step of bringing the active ingredient into association with the carrier which constitutes one or more accessory ingredients.

In general, the pharmaceutical compositions are prepared by uniformly and intimately bringing the active ingredient into association with a liquid carrier or a finely divided solid carrier or both, and then, if necessary, shaping the product into the desired formulation. In the pharmaceutical composition the active compound is included in an amount sufficient to produce the desired effect upon the process or condition of diseases. As used herein, the term "composition" is intended to encompass a product comprising the specified ingredients in the specified amounts, as well as any product which results, directly or indirectly, from combination of the specified ingredients in the specified amounts.

The pharmaceutical compositions containing the active ingredient may be in a form suitable for oral use, for example, as tablets, troches, lozenges, aqueous or oily suspensions, dispersible powders or granules, emulsions, hard or soft capsules, or syrups or elixirs.

Compositions intended for oral use may be prepared according to any method known to the art for the manufacture of pharmaceutical compositions and such compositions may contain one or more agents selected from the group consisting of sweetening agents, flavoring agents, coloring agents and preserving agents in order to provide pharmaceutically elegant and palatable preparations. Tablets contain the active ingredient in admixture with non-toxic pharmaceutically acceptable excipients which are suitable for the manufacture of tablets. These excipients may be for example, inert diluents, such as calcium carbonate, sodium carbonate, lactose, calcium phosphate or sodium phosphate; granulating and disintegrating agents, for example, corn starch, or alginic acid; binding agents, for example starch, gelatin or acacia; and lubricating agents, for example magnesium stearate, stearic acid or talc. The tablets may be uncoated or they may be coated by known techniques to delay disintegration and absorption in the gastrointestinal tract and thereby provide a sustained action over a longer period. For example, a time delay material such as glyceryl monostearate or glyceryl distearate may be employed. They may also be coated by the techniques described in the U.S. Patents 4,256,108; 4,166,452; and 4,265,874 to form

osmotic therapeutic tablets for control release. Oral tablets may also be formulated for immediate release, such as fast melt tablets or wafers, rapid dissolve tablets or fast dissolve films.

Formulations for oral use may also be presented as hard gelatin capsules wherein the active ingredient is mixed with an inert solid diluent, for example, calcium carbonate, calcium phosphate or kaolin, or as soft gelatin capsules wherein the active ingredient is mixed with water or an oil medium, for example peanut oil, liquid paraffin, or olive oil.

Aqueous suspensions contain the active materials in admixture with excipients suitable for the manufacture of aqueous suspensions. Such excipients are suspending agents, for example sodium carboxymethylcellulose, methylcellulose, hydroxy-propylmethylcellulose, sodium alginate, polyvinyl-pyrrolidone, gum tragacanth and gum acacia; dispersing or wetting agents may be a naturally-occurring phosphatide, for example lecithin, or condensation products of an alkylene oxide with fatty acids, for example polyoxyethylene stearate, or condensation products of ethylene oxide with long chain aliphatic alcohols, for example heptadecaethyleneoxycetanol, or condensation products of ethylene oxide with partial esters derived from fatty acids and a hexitol such as polyoxyethylene sorbitol monooleate, or condensation products of ethylene oxide with partial esters derived from fatty acids and hexitol anhydrides, for example polyethylene sorbitan monooleate. The aqueous suspensions may also contain one or more preservatives, for example ethyl, or n-propyl, p-hydroxybenzoate, one or more coloring agents, one or more flavoring agents, and one or more sweetening agents, such as sucrose or saccharin.

Oily suspensions may be formulated by suspending the active ingredient in a vegetable oil, for example arachis oil, olive oil, sesame oil or coconut oil, or in a mineral oil such as liquid paraffin. The oily suspensions may contain a thickening agent, for example beeswax, hard paraffin or cetyl alcohol. Sweetening agents such as those set forth above, and flavoring agents may be added to provide a palatable oral preparation. These compositions may be preserved by the addition of an anti-oxidant such as ascorbic acid.

Dispersible powders and granules suitable for preparation of an aqueous suspension by the addition of water provide the active ingredient in admixture with a dispersing or wetting agent, suspending agent and one or more preservatives. Suitable dispersing or wetting agents and suspending agents are exemplified by those already mentioned above. Additional excipients, for example sweetening, flavoring and coloring agents, may also be present.

The pharmaceutical compositions of the invention may also be in the form of oil-in-water emulsions. The oily phase may be a vegetable oil, for example olive oil or arachis oil,

or a mineral oil, for example liquid paraffin or mixtures of these. Suitable emulsifying agents may be naturally- occurring gums, for example gum acacia or gum tragacanth, naturally- occurring phosphatides, for example soy bean, lecithin, and esters or partial esters derived from fatty acids and hexitol anhydrides, for example sorbitan monooleate, and condensation products of the said partial esters with ethylene oxide, for example polyoxyethylene sorbitan monooleate. The emulsions may also contain sweetening and flavoring agents.

Syrups and elixirs may be formulated with sweetening agents, for example glycerol, propylene glycol, sorbitol or sucrose. Such formulations may also contain a demulcent, a preservative and flavoring and coloring agents.

The pharmaceutical compositions may be in the form of a sterile injectable aqueous or oleagenous suspension. This suspension may be formulated according to the known art using those suitable dispersing or wetting agents and suspending agents which have been mentioned above. The sterile injectable preparation may also be a sterile injectable solution or suspension in a non-toxic parenterally-acceptable diluent or solvent, for example as a solution in 1,3-butane diol. Among the acceptable vehicles and solvents that may be employed are water, Ringer's solution and isotonic sodium chloride solution. In addition, sterile, fixed oils are conventionally employed as a solvent or suspending medium. For this purpose any bland fixed oil may be employed including synthetic mono- or diglycerides. In addition, fatty acids such as oleic acid find use in the preparation of injectables.

The compounds of the present invention may also be administered in the form of suppositories for rectal administration of the drug. These compositions can be prepared by mixing the drug with a suitable non-irritating excipient which is solid at ordinary temperatures but liquid at the rectal temperature and will therefore melt in the rectum to release the drug. Such materials are cocoa butter and polyethylene glycols.

For topical use, creams, ointments, jellies, solutions or suspensions, etc., containing the compounds of the present invention are employed. Similarly, transdermal patches may also be used for topical administration.

The pharmaceutical composition and method of the present invention may further comprise other therapeutically active compounds as noted herein which are usually applied in the treatment of the above mentioned pathological conditions.

In the treatment, prevention, control, amelioration, or reduction of risk of conditions which require antagonism of CGRP receptor activity an appropriate dosage level will generally be about 0.01 to 500 mg per kg patient body weight per day which can be administered in single or multiple doses. A suitable dosage level may be about 0.01 to 250 mg/kg per day,

about 0.05 to 100 mg/kg per day, or about 0.1 to 50 mg/kg per day. Within this range the dosage may be 0.05 to 0.5, 0.5 to 5 or 5 to 50 mg/kg per day. For oral administration, the compositions are preferably provided in the form of tablets containing 1.0 to 1000 milligrams of the active ingredient, particularly 1.0, 5.0, 10.0, 15.0, 20.0, 25.0, 50.0, 75.0, 100.0, 150.0, 200.0, 250.0, 300.0, 400.0, 500.0, 600.0, 750.0, 800.0, 900.0, and 1000.0 milligrams of the active ingredient for the symptomatic adjustment of the dosage to the patient to be treated. The compounds may be administered on a regimen of 1 to 4 times per day, preferably once or twice per day.

When treating, preventing, controlling, ameliorating, or reducing the risk of headache, migraine, cluster headache, or other diseases for which compounds of the present invention are indicated, generally satisfactory results are obtained when the compounds of the present invention are administered at a daily dosage of from about 0.1 milligram to about 100 milligram per kilogram of animal body weight, preferably given as a single daily dose or in divided doses two to six times a day, or in sustained release form. For most large mammals, the total daily dosage is from about 1.0 milligrams to about 1000 milligrams, preferably from about 1 milligram to about 50 milligrams. In the case of a 70 kg adult human, the total daily dose will generally be from about 7 milligrams to about 350 milligrams. This dosage regimen may be adjusted to provide the optimal therapeutic response.

It will be understood, however, that the specific dose level and frequency of dosage for any particular patient may be varied and will depend upon a variety of factors including the activity of the specific compound employed, the metabolic stability and length of action of that compound, the age, body weight, general health, sex, diet, mode and time of administration, rate of excretion, drug combination, the severity of the particular condition, and the host undergoing therapy.

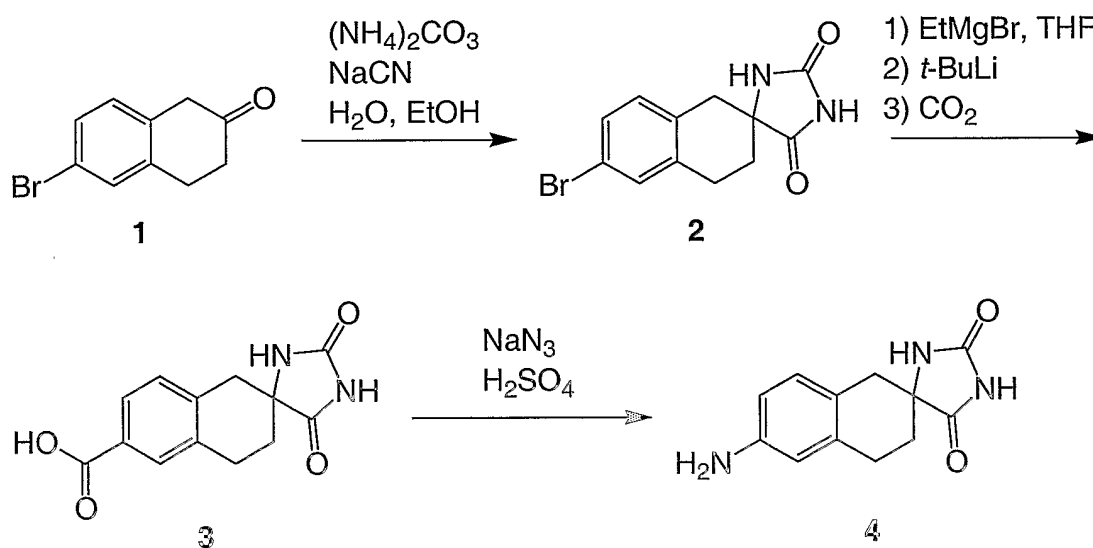
Several methods for preparing the compounds of this invention are illustrated in the following Schemes and Examples. Starting materials are made according to procedures known in the art or as illustrated herein.

The compounds of the present invention can be prepared readily according to the following Schemes and specific examples, or modifications thereof, using readily available starting materials, reagents and conventional synthesis procedures. In these reactions, it is also possible to make use of variants which are themselves known to those of ordinary skill in this art but are not mentioned in greater detail. The general procedures for making the compounds claimed in this invention can be readily understood and appreciated by one skilled in the art from viewing the following Schemes.

The synthesis of spirohydantoin intermediates may be conducted as described in Schemes 1-4. Spirohydantoin intermediates bearing R^{5a}, R^{5b} and R^{5c} may be prepared by employing appropriately substituted starting materials or by derivatization of any intermediates and/or final products as desired by methods known in the art.

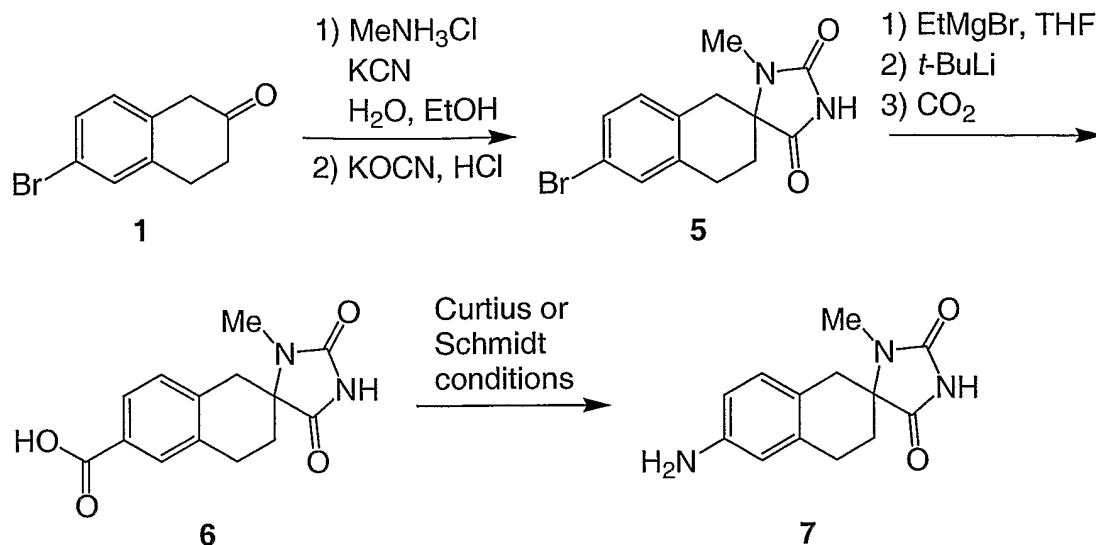
5

SCHEME 1



Commercially available 6-bromo-2-tetralone (**1**) may be readily converted to the spirohydantoin **2** under Bucherer-Bergs conditions, using ammonium carbonate and either sodium cyanide or potassium cyanide. Other 2-tetralones may be readily accessed using a variety of literature methods, such as the Friedel-Crafts reaction of arylacetyl chlorides with ethene as described by Burckhalter and Campbell, *J. Org. Chem.*, **26**, 4232 (1961), and converted to the corresponding spirohydantoins analogously. In Scheme 1, treatment of spirohydantoin **2** with ethyl magnesium bromide followed by *tert*-butyllithium effects metal-halogen exchange and the resulting aryllithium species is quenched with carbon dioxide to give acid **3**. A Schmidt reaction of **3** with hydrazoic acid may be used to provide aniline **4**, as reviewed by Wolff, *Org. React.*, **3**, 307 (1946). Alternatively, a modified Curtius rearrangement using **3** and diphenylphosphoryl azide according to the procedure of Yamada and coworkers, *Tetrahedron*, **30**, 2151 (1974), can provide aniline **4** via either its *tert*-butyl or benzyl carbamate derivatives.

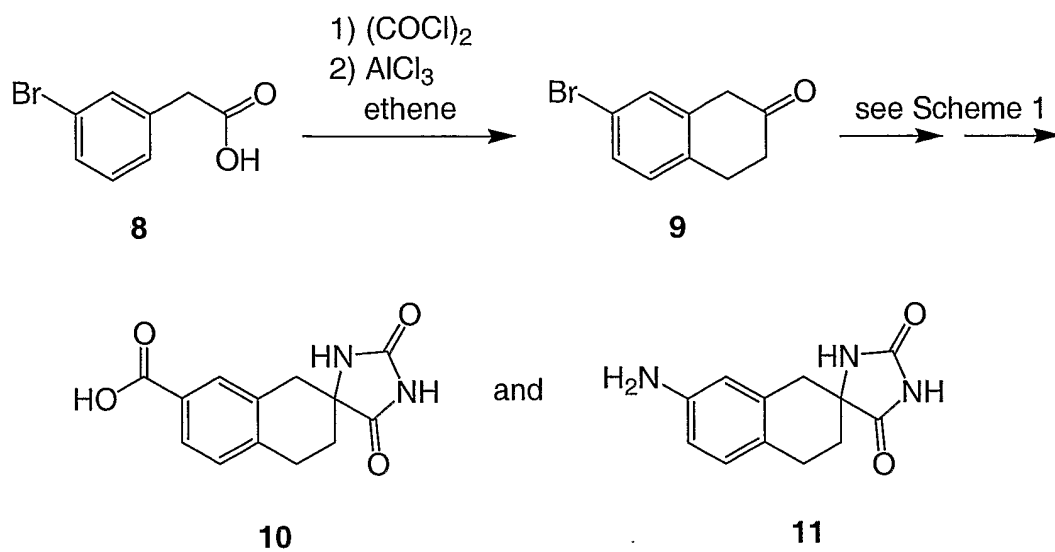
SCHEME 2



In Scheme 2, treatment of 6-bromo-2-tetralone (**1**) with methylamine hydrochloride and potassium cyanide, followed by potassium cyanate and hydrochloric acid, provides the methylated hydantoin derivative **5**. Analogous procedures to those described in Scheme 1 may be used to provide acid **6** and aniline **7**.

Scheme 3 illustrates a route to 7-substituted tetralin derivatives **10** and **11**. 3-Bromophenylacetic acid is converted to the corresponding acid chloride and this is subjected to Friedel-Crafts reaction with ethene, affording the 7-bromo-2-tetralone **9**. This intermediate may be elaborated using the procedures described in Scheme 1 to provide the acid (**10**) and aniline (**11**).

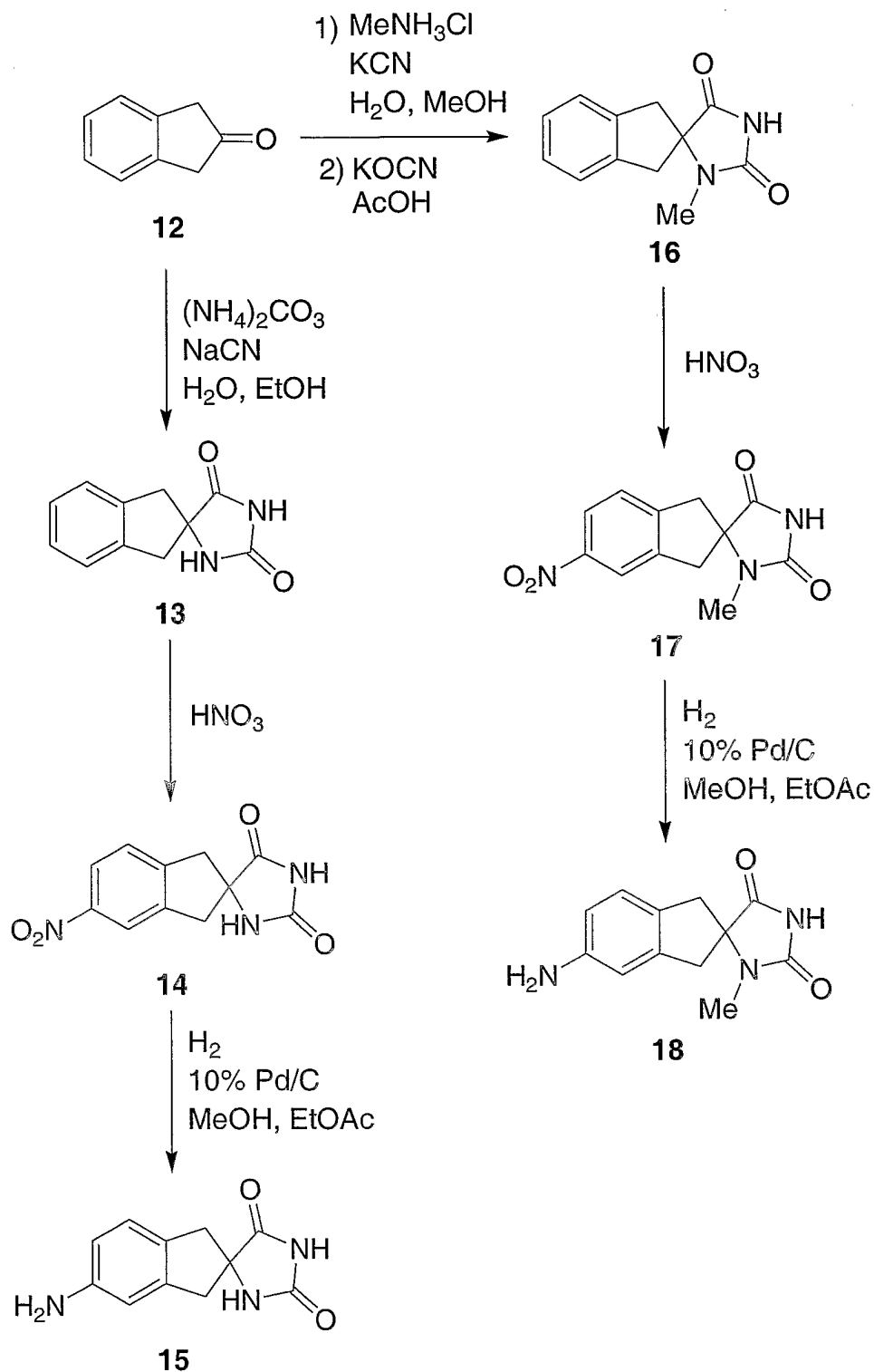
SCHEME 3



Scheme 4 details the synthesis of the key indane-based spirohydantoin intermediates.

5

SCHEME 4

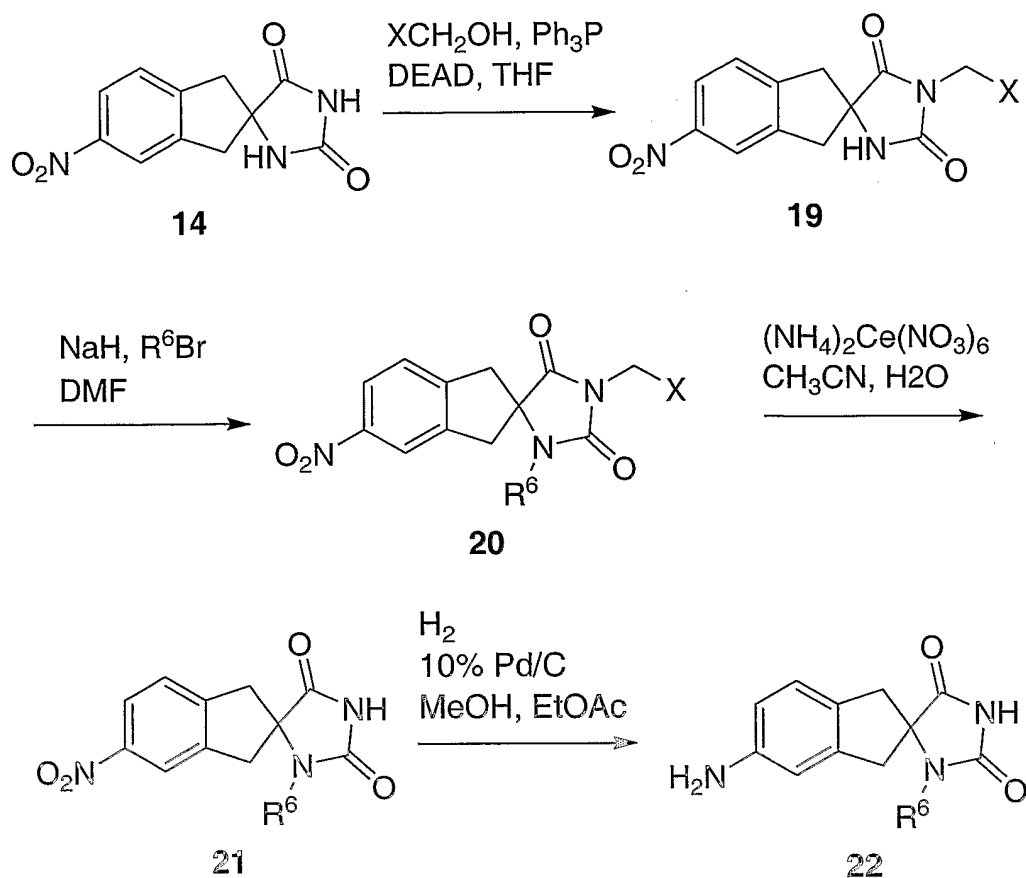


2-Indanone (**12**) is converted to the spirohydantoin **13** via Bucherer-Bergs chemistry as shown. Treatment of **13** with nitric acid provides the 5-nitroindane derivative **14**, which may be reduced to the corresponding aniline **15** under catalytic hydrogenation conditions. Alternatively, a two-step process can be employed to convert 2-indanone (**12**) into the *N*-methylspirohydantoin **16**. Treatment of **12** with potassium cyanide and methylamine hydrochloride affords an amino nitrile which is converted to the spirohydantoin **16** using potassium cyanate and acetic acid. Subjection of **16** to the nitration-reduction sequence used for **13** leads to the corresponding aniline **18**, as detailed in Scheme 4.

Spirohydantoin intermediates may be resolved to give pure enantiomers using techniques familiar to those skilled in the art. For example, chromatography of the nitro intermediate **17** on a ChiralPak AD column can be used to provide the individual enantiomers (+)-**17** and (-)-**17**, and these enantiomers may be reduced to the corresponding anilines [(+)-**18** and (-)-**18**] by catalytic hydrogenation. Use of standard coupling procedures using enantiomerically pure anilines affords the individual enantiomers of the final products. Resolution may be effected by other methodologies, such as fractional crystallization of diastereomeric salts, and it may be carried out on other synthetic intermediates or on the final products. Alternatively, an asymmetric synthesis of a key intermediate, such as an amino acid precursor of a spirohydantoin, could be used to provide an enantiomerically enriched final product.

Spirohydantoin compounds containing R⁶ substituents other than hydrogen or methyl may be prepared by methods analogous to those for the cases where R⁶ is methyl in Scheme 2 and Scheme 4. Alternatively, a suitably protected spirohydantoin intermediate may be derivatized as shown in Scheme 5.

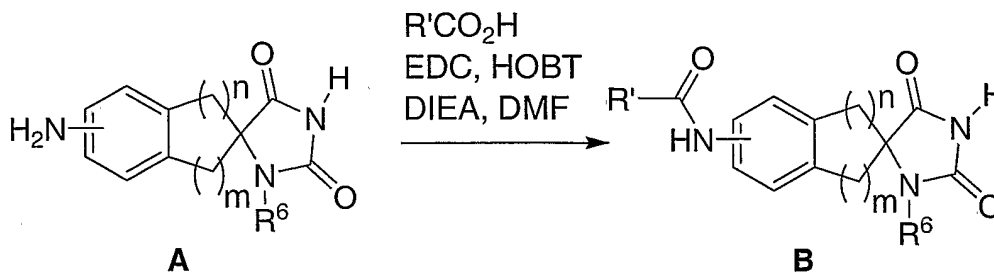
SCHEME 5



The route illustrated in Scheme 5 uses a Mitsunobu reaction to selectively protect the imide nitrogen of spirohydantoin **14** with, for example, X = 4-methoxyphenyl. Other alkylation conditions may also be employed in this protection step. The protected spirohydantoin **19** may be alkylated with a variety of R⁶ groups using sodium hydride or another base to deprotonate the spirohydantoin. In the example shown, the bromide R⁶Br is utilized to effect the alkylation, but a variety of other R⁶ derivatives, such as chlorides or sulfonates may be used. Other conditions, such as copper or palladium promoted arylation or heteroarylation reactions may also be employed to install aryl or heteroaryl R⁶ groups. The spirohydantoin product **20** is then deprotected to give **21**. In Scheme 5, ammonium cerium (IV) nitrate is used to remove the 4-methoxybenzyl protecting group but the choice of deprotection conditions may vary depending on the nature of X. Finally, hydrogenation conditions may be used to provide intermediate **22**, in analogy with the previous Schemes.

Spirohydantoin aniline intermediates, such as those described in Schemes 1-5, may be coupled with a variety of carboxylic acids, or carboxylic acid derivatives, to provide amide final products.

SCHEME 6



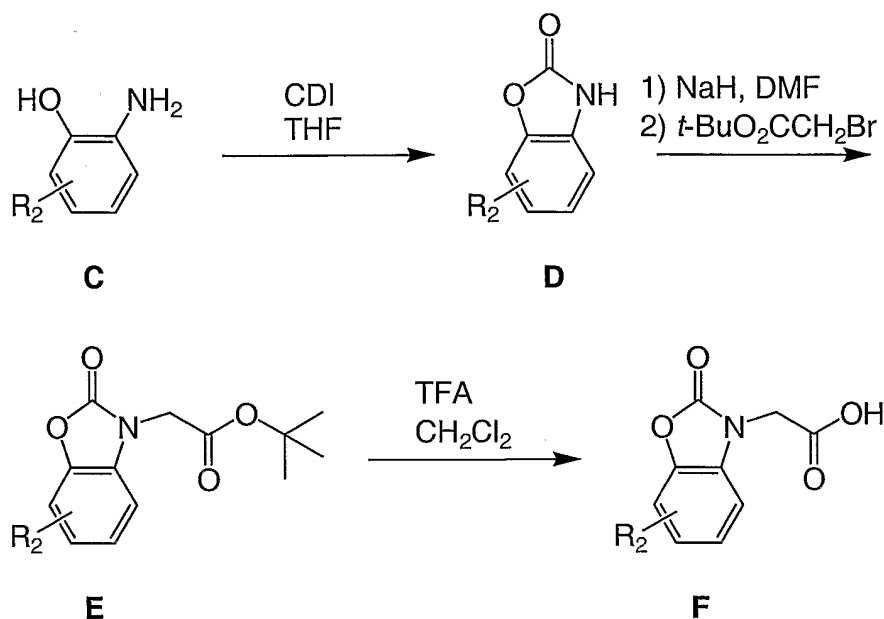
5

Thus, coupling of amine **A** with a carboxylic acid, $R'CO_2H$, can be used to give amide **B**. Other standard coupling conditions may be employed in the synthesis of such amides, such as use of an alternative coupling reagent like PyBOP, or activation of the carboxylic acid as an acid anhydride or acid chloride. Ureas may also be synthesized from aniline **A** and an appropriate amine by use of phosgene, 1,1'-carbonyldiimidazole, 4-nitrophenyl chloroformate, or a similar reagent.

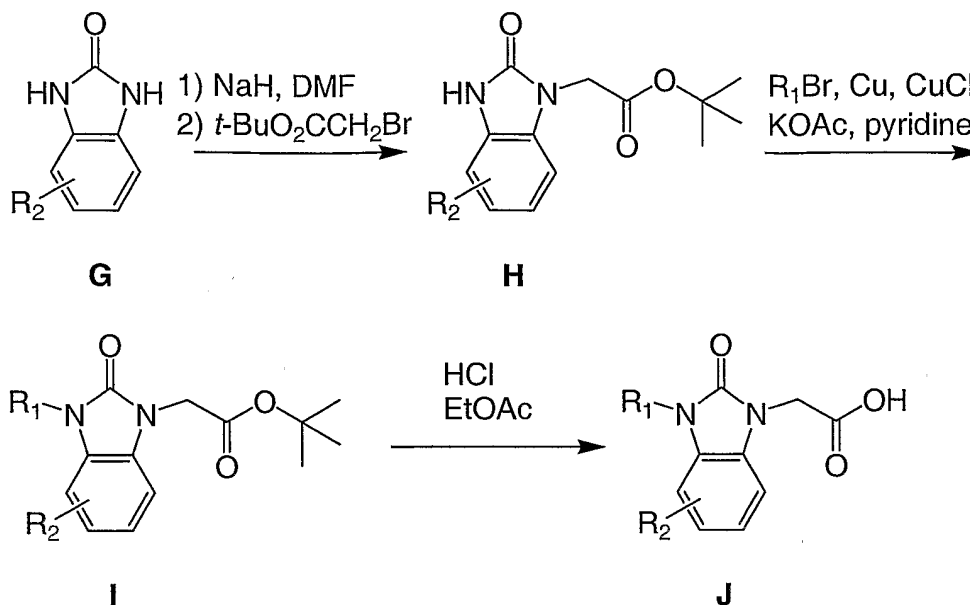
Most of the acids ($R'CO_2H$), used to make the compounds of the present invention are readily available. They may be obtained from commercial sources or synthesized by methodology familiar to those skilled in the art and as described in the chemical literature. A number of the acids were synthesized using the methodology outlined in Schemes 7-11.

15

SCHEME 7



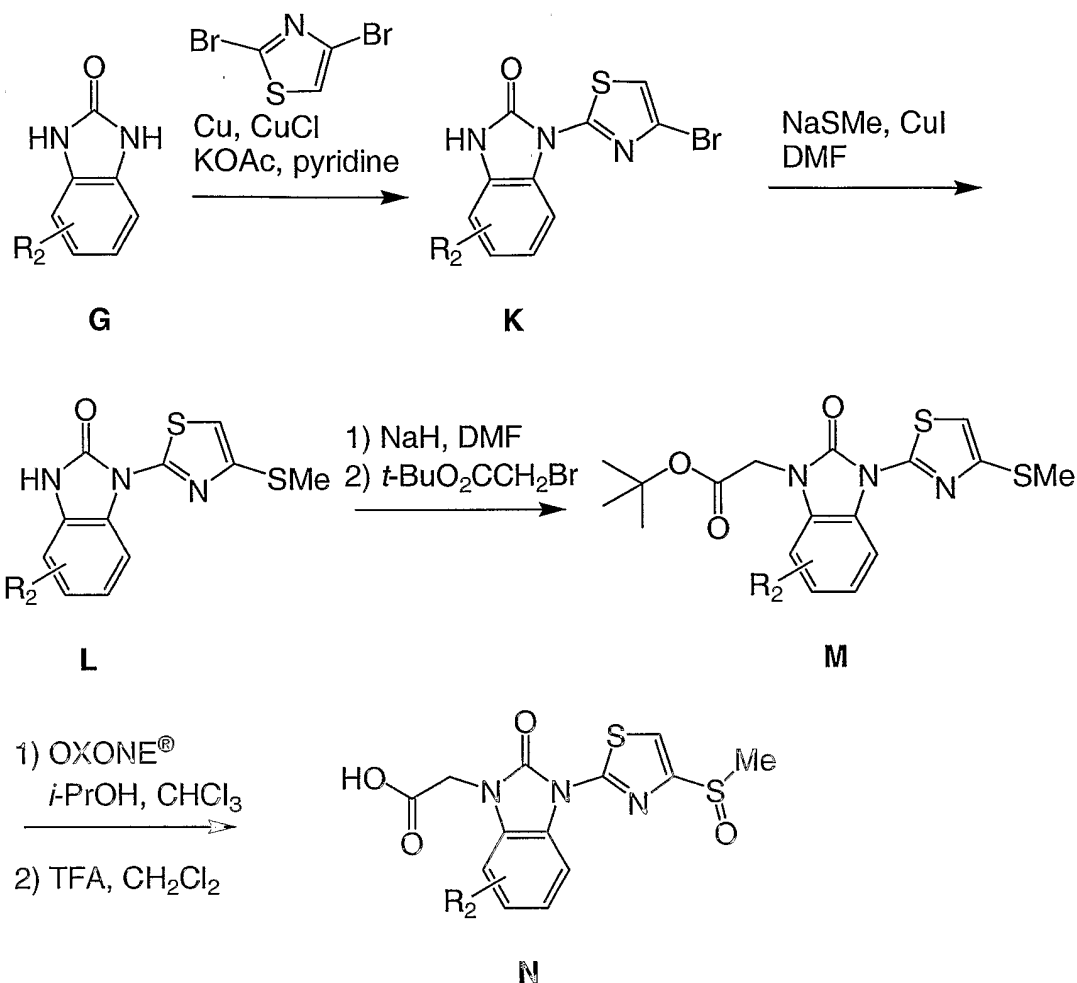
In Scheme 7, carbonylation of a 2-aminophenol (**C**) with 1,1'-carbonyldiimidazole affords the benzoxazolone **D**, which is treated with sodium hydride, then
5 *tert*-butyl bromoacetate, to provide ester **E**. Standard deprotection using trifluoroacetic acid affords the acid intermediate **F**, which may be used for coupling to amines like **A** to give compounds of the present invention.



Scheme 8 illustrates a general route to substituted benzimidazolone derivatives.

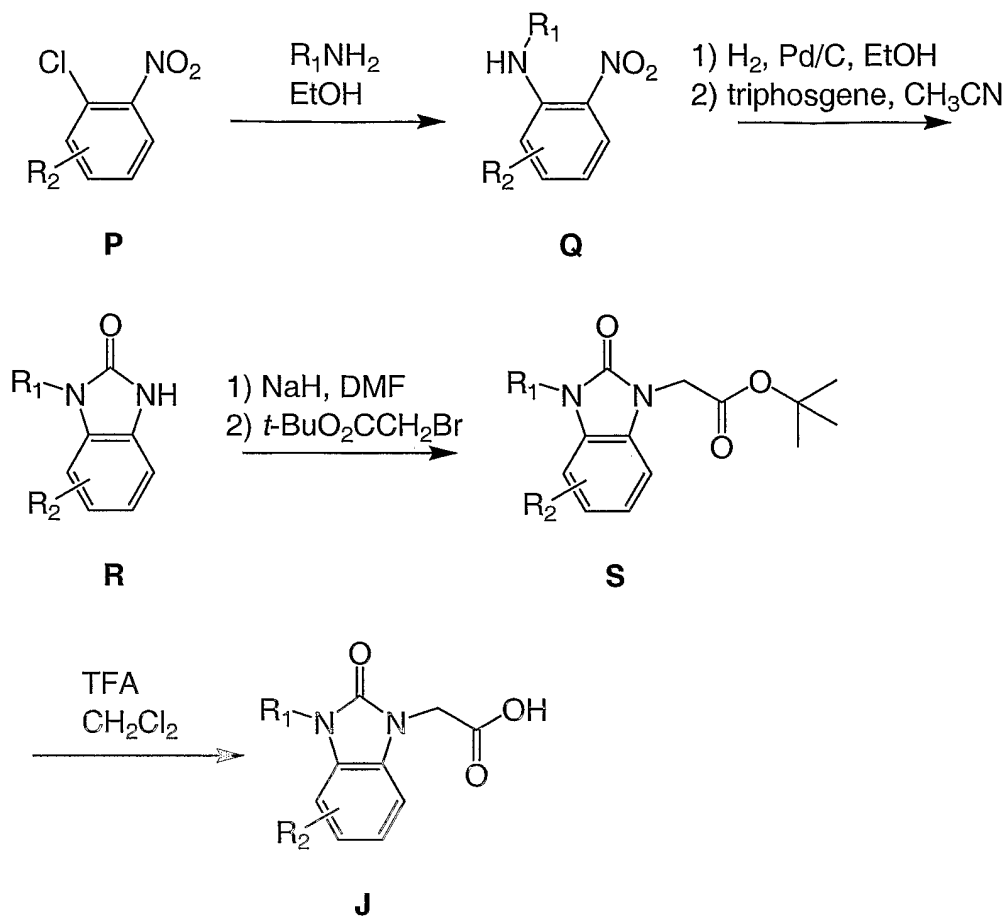
Simple alkylation of the benzimidazolone **G** affords the acetate derivative **H**, which may be separated from any bis-alkylated material by chromatography. For a variety of aryl or heteroaryl R_1 , reaction of the corresponding bromide (R_1Br) with **H** using copper catalysis provides the *N,N*-disubstituted intermediate **I**. The *tert*-butyl ester **I** may be deprotected under acidic conditions to give **J**, which is readily converted to the final products. The chemistry in Scheme 8 may be modified in a number of ways. For example, use of alternative conditions for the key transformation of **H** to **I** can permit a variety of R_1 substituents to be introduced. Examples of such alternative conditions include a palladium-catalyzed coupling with **H**, or an alkylation or arylation of the anion of **H** under basic conditions, for example using sodium hydride followed by R_1Cl . Further chemical manipulation of the substituents R_1 and R_2 is also understood to be within the scope of this invention. Either R_1 or R_2 may be modified under a variety of conditions at one or more intermediate steps in the synthetic sequence to afford a diverse group of final products. An example of this strategy is shown in Scheme 9.

SCHEME 9



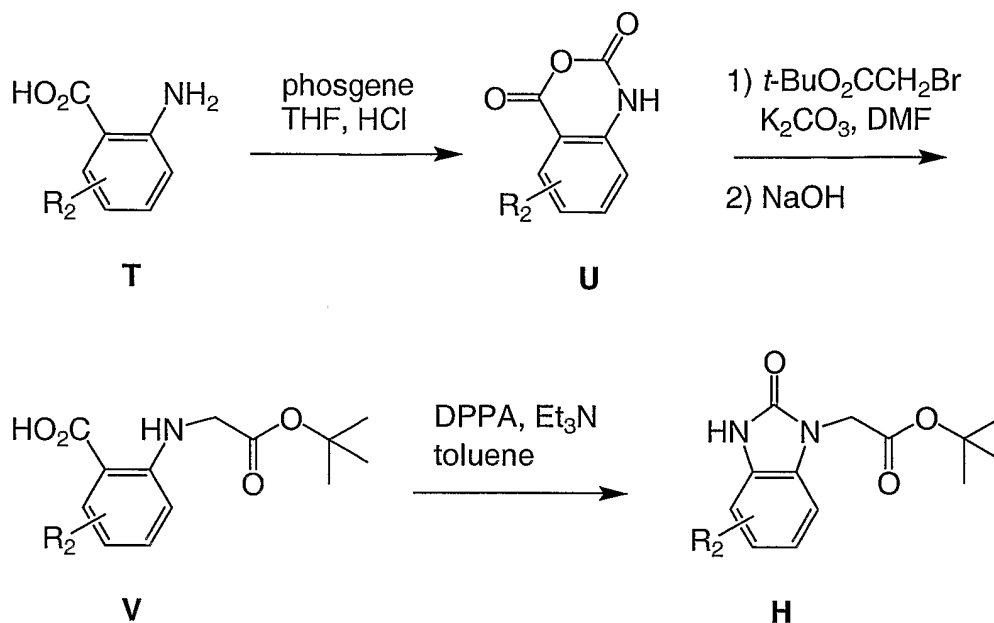
In Scheme 9, benzimidazolone **G** is reacted with 2,4-dibromothiazole to give bromothiazole **K**. Displacement of the bromide in **K** with thiomethoxide affords intermediate **L**, which may be

5 alkylated to give ester **M** in analogy with other schemes shown herein. Subjection of **M** to oxidative conditions, such as use of OXONE[®], can provide the corresponding sulfoxide, which may be deprotected to give acid **N**. Slight modifications of these conditions could be applied to afford the corresponding sulfide or sulfoxide analogues.



In Scheme 10, another route to the substituted benzimidazolone **J** is shown. In this route, an amine (R_1NH_2) is condensed with a 2-chloronitroarene derivative (**P**) to give amine **Q**. The nitro group may be reduced, for example under catalytic hydrogenation conditions, to give the corresponding aniline, and this may be treated with triphosgene to afford the benzimidazolone **R**. Elaboration of **R** in analogy with the earlier Schemes leads to the desired acid intermediate **J**. In a simple variation of this methodology, the arene **P** may be replaced with a heterocycle, such as 2-chloro-3-nitropyridine to afford an aza analogue of **J**.

SCHEME 11



In Scheme 11, a route to regiospecifically-substituted benzimidazolone intermediate **H** from the corresponding anthranilic acid is shown. Treatment of the anthranilic acid **T** with phosgene can lead to the benzoxazinedione **U**. Alkylation of **U** with *tert*-butyl bromoacetate, followed by opening of the benzoxazinedione ring with NaOH, provides the alkylated anthranilic acid **V**. Treatment of acid **V** with diphenylphosphoryl azide leads to a Curtius rearrangement in which the intermediate isocyanate is trapped to give the benzimidazolone **H**. This route offers a method of installing the R₂ substituent(s) in positions dictated by the substitution pattern of the anthranilic acid starting material.

Simple modifications of these routes, including different protecting group strategies, application of well-precedented methodology, and the use of heterocycles and reagents other than those described in the foregoing Schemes, may be used to provide other acids of interest, such as those detailed in Intermediates 3-41 and Intermediates 52-73 (see below).

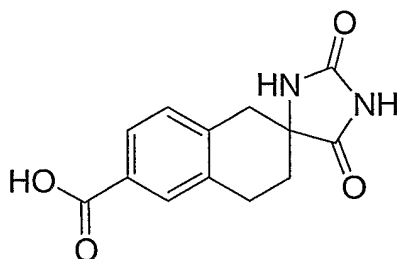
In some cases the final product may be further modified, for example, by manipulation of substituents. These manipulations may include, but are not limited to, reduction, oxidation, alkylation, acylation, and hydrolysis reactions which are commonly known to those skilled in the art.

In some cases the order of carrying out the foregoing reaction schemes may be varied to facilitate the reaction or to avoid unwanted reaction products. The following examples

are provided so that the invention might be more fully understood. These examples are illustrative only and should not be construed as limiting the invention in any way.

5

INTERMEDIATE 1



(±)-6'-Carboxy-3',4'-dihydro-1'H-spiro[imidazolidine-4,2'-naphthalene]-2,5-dione

Step A. (±)-6'-Bromo-3',4'-dihydro-1'H-spiro[imidazolidine-4,2'-naphthalene]-2,5-dione

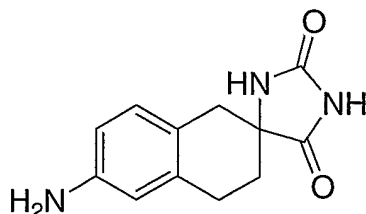
10 A stirred mixture of 6-bromo-2-tetralone (17.6 g, 78.2 mmol), sodium cyanide (9.58 g, 195 mmol), and ammonium carbonate (97.7 g, 1.02 mol) in H₂O (100 mL) and EtOH (100 mL) was heated to 70 °C for 3 h, then allowed to cool to ambient temperature. The precipitate was collected by filtration and washed with H₂O (5 × 200 mL). Drying *in vacuo* afforded the title compound as a pale solid. MS: *m/z* = 297 (M + 1).

15

Step B. (±)-6'-Carboxy-3',4'-dihydro-1'H-spiro[imidazolidine-4,2'-naphthalene]-2,5-dione

To a stirred suspension of (±)-6'-bromo-3',4'-dihydro-1'H-spiro[imidazolidine-4,2'-naphthalene]-2,5-dione (14.9 g, 50.5 mmol) in THF (1.2 L), at -70 °C, was added dropwise ethyl magnesium bromide (3.0 M in THF, 51 mL, 152 mmol). The resulting mixture was stirred for 10 min, then *tert*-butyllithium (1.7 M in pentane, 180 mL, 305 mmol) was added dropwise over 30 min. Stirring was continued at -70 °C for 20 min, then additional *tert*-butyllithium (1.7 M in pentane, 60 mL, 102 mmol) was added dropwise over 10 min. After a further 30 min, CO₂ (g) was bubbled into the reaction mixture until LCMS analysis indicated complete reaction. The mixture was allowed to warm slowly to ambient temperature and the THF was removed *in vacuo*. The residue was suspended in H₂O and the solution was adjusted to pH = 1-2 by the addition of conc. hydrochloric acid, to a final volume of about 500 mL. The mixture was filtered and the isolated solid was washed with H₂O (4 × 100 mL) then dried *in vacuo*. Trituration of this crude solid with EtOH provided the title compound as a pale tan solid. MS: *m/z* = 261 (M + 1).

25

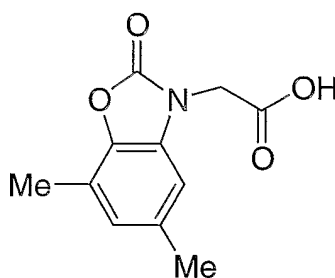
INTERMEDIATE 2(±)-6'-Amino-3',4'-dihydro-1'H-spiro[imidazolidine-4,2'-naphthalene]-2,5-dione

5

Step A. (±)-6'-Amino-3',4'-dihydro-1'H-spiro[imidazolidine-4,2'-naphthalene]-2,5-dione

A stirred mixture of (±)-6'-carboxy-3',4'-dihydro-1'H-spiro[imidazolidine-4,2'-naphthalene]-2,5-dione (described in Intermediate 1) (1.50 g, 5.76 mmol), and sodium azide (749 mg, 11.53 mmol) in conc. H₂SO₄ (30 mL) was heated to 50 °C for 2 h, then allowed to cool to ambient temperature. The mixture was adjusted to pH 8 by addition of 6 N aqueous NaOH and concentrated *in vacuo* to precipitate a solid. The precipitate was collected by filtration and washed extensively with H₂O. Drying *in vacuo* afforded the title compound as a light brown solid. MS: *m/z* = 232 (*M* + 1).

15

INTERMEDIATE 3(5,7-Dimethyl-2-oxo-1,3-benzoxazol-3(2H)-yl)acetic acidStep A. 5,7-Dimethyl-2-benzoxazolinone

20

A mixture of 2-amino-4,6-dimethylphenol (412 mg, 3.00 mmol) and 1,1'-carbonyldiimidazole (730 mg, 4.50 mmol) in THF (15 mL) was heated at reflux for 3 h. The mixture was allowed to cool, and the solvent removed under reduced pressure. The residue was taken up in EtOAc and washed with 1.0 N aqueous HCl (2 ×), then brine, then the EtOAc was

dried over Na_2SO_4 , filtered, and concentrated *in vacuo* to give the title compound. MS: $m/z = 164 (M + 1)$.

5 Step B. *tert*-Butyl (5,7-dimethyl-2-oxo-1,3-benzoxazol-3(2*H*)-yl)acetate

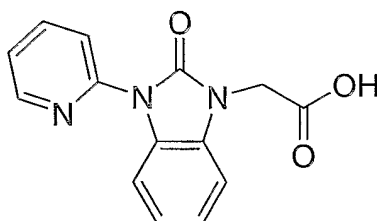
To a stirred solution of 5,7-dimethyl-2-benzoxazolinone (200 mg, 1.23 mmol) in DMF (2 mL) was added sodium hydride (59 mg of a 60% dispersion in mineral oil, 1.47 mmol). The mixture was stirred at ambient temperature for 10 min, then *tert*-butyl bromoacetate (287 mg, 1.47 mmol) was added and stirring was continued for 2 h. The reaction mixture was
10 quenched with H_2O and purified directly by HPLC using a reversed phase C18 column and eluting with a gradient of $\text{H}_2\text{O}:\text{CH}_3\text{CN}:\text{CF}_3\text{CO}_2\text{H} - 90:10:0.1$ to $5:95:0.1$. Lyophilization provided the title compound. MS: $m/z = 222 (M - \text{C}_4\text{H}_7)$.

Step C. (5,7-Dimethyl-2-oxo-1,3-benzoxazol-3(2*H*)-yl)acetic acid

15 A solution of the *tert*-butyl (5,7-dimethyl-2-oxo-1,3-benzoxazol-3(2*H*)-yl)acetate from Step B in CH_2Cl_2 (0.7 mL) and $\text{CF}_3\text{CO}_2\text{H}$ (0.3 mL) was stood at ambient temperature for 2 h. Toluene (5 mL) was added and the mixture was concentrated *in vacuo* to give the title compound as a dark solid. MS: $m/z = 222 (M + 1)$.

20

INTERMEDIATE 4



(2-Oxo-3-pyridin-2-yl-2,3-dihydro-1*H*-benzimidazol-1-yl)acetic acid

Step A. *tert*-Butyl (2-oxo-2,3-dihydro-1*H*-benzimidazol-1-yl)acetate

25 To a stirred mixture of 2-hydroxybenzimidazole (4.00 g, 29.8 mmol) and *tert*-butyl bromoacetate (5.53 g, 28.3 mmol) in DMF (50 mL) at 0 °C was added sodium hydride (1.31 g of a 60% dispersion in mineral oil, 32.8 mmol). The mixture was stirred at 0 °C for 1 h, then quenched with saturated aqueous NaHCO_3 and concentrated *in vacuo*. The residue was partitioned between EtOAc (500 mL) and H_2O (300 mL) and the organic layer was dried over

Na₂SO₄, filtered, and concentrated under reduced pressure. The crude product was purified by silica gel chromatography, eluting with a gradient of CH₂Cl₂:EtOAc – 100:0 to 0:100, to give the title compound. MS: m/z = 249 (M + 1).

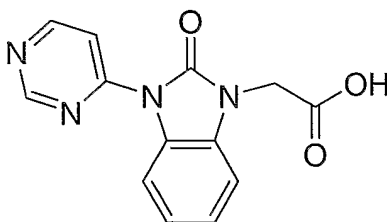
5 Step B. *tert*-Butyl (2-oxo-3-pyridin-2-yl-2,3-dihydro-1*H*-benzimidazol-1-yl)acetate

A mixture of *tert*-butyl (2-oxo-2,3-dihydro-1*H*-benzimidazol-1-yl)acetate from Step A (1.75 g, 7.05 mmol), 2-bromopyridine (3.36 mL, 35.2 mmol), copper powder (1.57 g, 24.7 mmol), CuCl (140 mg, 1.41 mmol), and KOAc (2.08 g, 21.1 mmol) in pyridine (30 mL) was heated at 100 °C for 3 h. The cooled mixture was partitioned between EtOAc (150 mL) and 10% aqueous citric acid (100 mL) and the organic layer was dried over Na₂SO₄, filtered, and concentrated under reduced pressure. The crude product was purified by silica gel chromatography, eluting with a gradient of hexane:EtOAc – 100:0 to 0:100, to give the title compound. MS: m/z = 326 (M + 1).

15 Step C. (2-Oxo-3-pyridin-2-yl-2,3-dihydro-1*H*-benzimidazol-1-yl)acetic acid

A solution of *tert*-butyl (2-oxo-3-pyridin-2-yl-2,3-dihydro-1*H*-benzimidazol-1-yl)acetate from Step B (2.27 g, 6.98 mmol) in EtOAc (100 mL) at 0 °C was saturated with HCl (g). The mixture was stood at 0 °C for a total of 3 h, and was re-saturated with HCl every 30 min. The mixture was concentrated *in vacuo* to give the title compound as a white solid. MS: m/z = 270 (M + 1).

INTERMEDIATE 5



25 (2-Oxo-3-pyrimidin-4-yl-2,3-dihydro-1*H*-benzimidazol-1-yl)acetic acid

Step A. *tert*-Butyl [3-(6-chloropyrimidin-4-yl)-2-oxo-2,3-dihydro-1*H*-benzimidazol-1-yl]acetate

To a solution of *tert*-butyl (2-oxo-2,3-dihydro-1*H*-benzimidazol-1-yl)acetate (130 mg, 0.52 mmol, described in Intermediate 4), in DMF (0.7 mL) was

added sodium hydride (15 mg of a 60% dispersion in mineral oil, 0.38 mmol). The mixture was stirred for 5 min, then 4,6-dichloropyrimidine (234 mg, 1.57 mmol) was added and argon was bubbled through the mixture for 5 min. The reaction mixture was heated at 140 °C for 10 min in a microwave reactor. The cooled mixture was partitioned between CHCl₃ (10 mL) and saturated aqueous NaHCO₃ (5 mL). The aqueous phase was extracted further with CHCl₃ (10 mL), and the combined organic layers were dried over Na₂SO₄, filtered, and concentrated under reduced pressure. The crude product was purified by silica gel chromatography, eluting with a gradient of hexane:EtOAc – 95:5 to 75:25, to give the title compound. MS: m/z = 361 ($M + 1$).

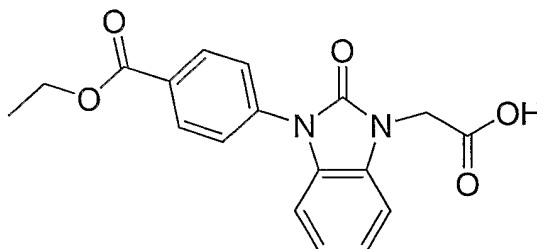
Step B. *tert*-Butyl (2-oxo-3-pyrimidin-4-yl-2,3-dihydro-1*H*-benzimidazol-1-yl)acetate

A mixture of *tert*-butyl [3-(6-chloropyrimidin-4-yl)-2-oxo-2,3-dihydro-1*H*-benzimidazol-1-yl]acetate from Step A (260 mg, 0.72 mmol), 10% Pd-C (23 mg) and triethylamine (0.15 mL, 1.08 mmol) in EtOH (5 mL) was stirred under an atmosphere of hydrogen (ca.1 atm) for 2 h. The mixture was filtered through a pad of celite, washing with EtOH, and the filtrate was concentrated to give the title compound as a white solid. MS: m/z = 327 ($M + 1$).

(2-Oxo-3-pyrimidin-4-yl-2,3-dihydro-1*H*-benzimidazol-1-yl)acetic acid

Essentially following the procedures described for Intermediate 4, but using *tert*-butyl (2-oxo-3-pyrimidin-4-yl-2,3-dihydro-1*H*-benzimidazol-1-yl)acetate in place of *tert*-butyl (2-oxo-3-pyridin-2-yl-2,3-dihydro-1*H*-benzimidazol-1-yl)acetate, the title compound was prepared. MS: m/z = 271 ($M + 1$).

INTERMEDIATE 6



{3-[4-(Ethoxycarbonyl)phenyl]-2-oxo-2,3-dihydro-1*H*-benzimidazol-1-yl}acetic acid

Step A. Ethyl 4-[(2-nitrophenyl)amino]benzoate

A mixture of ethyl 4-aminobenzoate (1.00 g, 6.05 mmol) and 2-fluoronitrobenzene (0.64 mL, 6.05 mmol) was heated at 160 °C for 18 h. The crude product was purified by silica gel chromatography, eluting with hexane:EtOAc – 70:30, to give the title compound. MS: m/z = 287 ($M + 1$).

5

Step B. Ethyl 4-[(2-aminophenyl)amino]benzoate

A mixture of ethyl 4-[(2-nitrophenyl)amino]benzoate from Step A (755 mg, 2.64 mmol) and 10% Pd-C (505 mg) in EtOH (25 mL) was stirred under an atmosphere of hydrogen (ca.1 atm) for 4 h. The mixture was filtered through a pad of celite, washing with EtOH, and the filtrate was concentrated to give the title compound. MS: m/z = 257 ($M + 1$).

10

Step C. Ethyl 4-(2-oxo-2,3-dihydro-1H-benzimidazol-1-yl)benzoate

A mixture of ethyl 4-[(2-aminophenyl)amino]benzoate from Step B (442 mg, 1.72 mmol) and 1,1'-carbonyldiimidazole (652 mg, 4.02 mmol) in THF (10 mL) was heated at 75 °C for 3 h. The cooled mixture was partitioned between EtOAc (100 mL) and 10% aqueous citric acid (50 mL). The organic layer was washed with H₂O (30 mL), then brine (30 mL), then dried over Na₂SO₄, filtered, and concentrated under reduced pressure. The crude product was purified by silica gel chromatography, eluting with a gradient of hexane:EtOAc – 95:5 to 75:25, to give the title compound, which was of sufficient purity for use in the next step. MS: m/z = 283 ($M + 1$).

15

20

Step D. Ethyl 4-[3-(2-*tert*-butoxy-2-oxoethyl)-2-oxo-2,3-dihydro-1H-benzimidazol-1-yl]benzoate

To a stirred solution of ethyl 4-(2-oxo-2,3-dihydro-1H-benzimidazol-1-yl)benzoate from Step C (590 mg, 2.09 mmol) in DMF (10 mL) at 0 °C was added sodium hydride (104 mg of a 60% dispersion in mineral oil, 2.60 mmol). The mixture was stirred for 5 min, then *tert*-butyl bromoacetate (489 mg, 2.51 mmol) was added and stirring was continued for 3 h. The reaction mixture was partitioned between EtOAc (200 mL) and H₂O (100 mL). The organic layer was washed with H₂O (50 mL), then brine (50 mL), then dried over Na₂SO₄, filtered, and concentrated under reduced pressure. The crude product was purified by silica gel chromatography, eluting with a gradient of hexane:EtOAc – 100:0 to 0:100, to give the title compound. MS: m/z = 397 ($M + 1$).

25

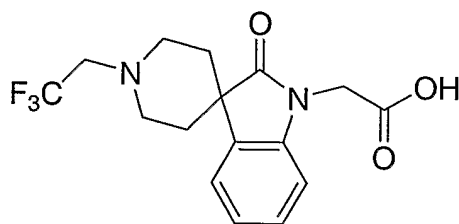
30

{3-[4-(Ethoxycarbonyl)phenyl]-2-oxo-2,3-dihydro-1H-benzimidazol-1-yl}acetic acid

Essentially following the procedures described for Intermediate 4, but using ethyl 4-[3-(2-*tert*-butoxy-2-oxoethyl)-2-oxo-2,3-dihydro-1*H*-benzimidazol-1-yl]benzoate in place of *tert*-butyl (2-oxo-3-pyridin-2-yl-2,3-dihydro-1*H*-benzimidazol-1-yl)acetate, the title compound was prepared. MS: $m/z = 341$ ($M + 1$).

5

INTERMEDIATE 7



2-Oxo-1'-(2,2,2-trifluoroethyl)-spiro[indoline-3,4'-piperidine]-1-acetic acid

10

Step A. 1'-(2,2,2-trifluoroethyl)-spiro[indoline-3,4'-piperidin]-2-one

A mixture of spiro[indoline-3,4'-piperidin]-2-one, [PCT Int. Appl. WO 0145707 A1 (2001)] trifluoroacetic acid salt (3.66 g, 11.6 mmol), 2,2,2-trifluoroethyl trifluoromethanesulfonate (1.63 mL, 11.6 mmol), and triethylamine (8.06 mL, 57.9 mmol) in acetone (30 mL) was heated at reflux for 16 h. The mixture was allowed to cool, and the solvent removed under reduced pressure. The residue was taken up in CH_2Cl_2 and washed with saturated aqueous NaHCO_3 . The aqueous layer was extracted two more times with CH_2Cl_2 . The combined organic layers were dried over Na_2SO_4 , filtered, and concentrated *in vacuo* to give the title compound. MS: $m/z = 285$ ($M + 1$).

20

Step B. *tert*-Butyl 2-oxo-1'-(2,2,2-trifluoroethyl)-spiro[indoline-3,4'-piperidine]-1-acetate

To a stirred solution of 1'-(2,2,2-trifluoroethyl)-spiro[indoline-3,4'-piperidin]-2-one from Step A (3.30 g, 11.6 mmol) in DMF (10 mL) was added sodium hydride (697 mg of a 60% dispersion in mineral oil, 17.4 mmol) at 0 °C. The mixture was stirred at 0 °C for 45 min, then *tert*-butyl bromoacetate (1.88 mL, 12.8 mmol) was added and stirring was continued at room temperature for 72 h. The reaction mixture was quenched with H_2O . The aqueous layer was extracted with CH_2Cl_2 (3 \times 50 mL). The combined CH_2Cl_2 were dried over Na_2SO_4 , filtered, and concentrated *in vacuo*. The crude product was purified by silica gel chromatography, eluting

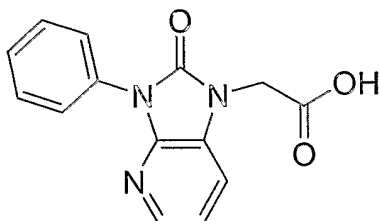
25

with a gradient of hexane:EtOAc – 100:0 to 80:20, to provide the title compound. MS: m/z = 399 ($M + 1$).

Step C. 2-Oxo-1'-(2,2,2-trifluoroethyl)-spiro[indoline-3,4'-piperidine]-1-acetic acid A

5 solution of the *tert*-butyl 2-oxo-1'-(2,2,2-trifluoroethyl)-spiro[indoline-3,4'-piperidine]-1-acetate (3.19 g, 8.01 mmol) from Step B in CH_2Cl_2 (16 mL) and $\text{CF}_3\text{CO}_2\text{H}$ (5 mL) was stirred at ambient temperature for 17 h. Added $\text{CF}_3\text{CO}_2\text{H}$ (1 mL) and stirred 1 additional hour. The mixture was concentrated *in vacuo*. The resulting crude oil was resuspended in CH_2Cl_2 (10 mL) and concentrated *in vacuo* to remove excess $\text{CF}_3\text{CO}_2\text{H}$. To the resulting solid was added an HCl
10 solution (10 mL, 2.0 M in Et_2O) and the solution concentrated *in vacuo*. Repeated two more times to produce the hydrochloride salt of the title compound as a white solid. MS: m/z = 343 ($M + 1$).

INTERMEDIATE 8



(2-Oxo-3-phenyl-1,3-dihydro-1H-imidazo[4,5-b]pyridin-1-yl)acetic acid

Step A. 3-Nitro-N-phenylpyridin-2-amine

20 A stirred mixture of 2-chloro-3-nitropyridine (500 mg, 3.15 mmol) and aniline (587 mg, 6.30 mmol) in EtOH (1.5 mL) was heated in a microwave reactor for 10 min at 150 °C, then concentrated *in vacuo*. The crude product was purified by silica gel chromatography, eluting with a gradient of CH_2Cl_2 :MeOH: NH_4OH – 100:0:0 to 95:5:0.25, to provide the title compound as a solid. MS: m/z = 216 ($M + 1$).

Step B. 3-Amino-N-phenylpyridin-2-amine

25 A mixture of 3-nitro-N-phenylpyridin-2-amine from Step A (650 mg, 3.02 mmol) and 10% Pd/C (100 mg) in EtOH (10 mL) was stirred under an atmosphere of hydrogen (ca. 1

atm) for 1 h, then filtered through a celite pad and concentrated *in vacuo*. The crude product was used without further purification in the next step. MS: $m/z = 186$ ($M + 1$).

Step C. 3-Phenyl-1,3-dihydro-2H-imidazo[4,5-*b*]pyridine-2-one

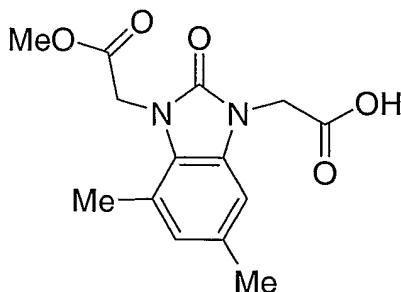
5 To a stirred mixture of 3-amino-*N*-phenylpyridin-2-amine from Step B (258 mg, 1.39 mmol) in CH₃CN (15 mL) was added triphosgene (413 mg, 1.39 mmol) and the reaction mixture was stirred for 10 min at ambient temperature. The mixture was concentrated *in vacuo* and the crude solid was quenched with H₂O (10 mL) and saturated aqueous NaHCO₃ (10 mL). The precipitate was filtered, washed with water and air-dried to yield the title compound as a
10 brown solid, which was of sufficient purity for use in the next step. MS: $m/z = 212$ ($M + 1$).

Step D. *tert*-Butyl (2-oxo-3-phenyl-1,3-dihydro-1H-imidazo[4,5-*b*]pyridin-1-yl)acetate

To a stirred solution of 3-phenyl-1,3-dihydro-2H-imidazo[4,5-*b*]pyridine-2-one from Step C (0.229 g, 1.17 mmol) in DMF (5 mL) was added sodium hydride (70 mg of a 60%
15 dispersion in mineral oil, 1.75 mmol). The mixture was stirred for 5 min, then *tert*-butyl bromoacetate (416 mg, 2.13 mmol) was added and stirring was continued for 1 h. The reaction mixture was partitioned between EtOAc (30 mL) and brine (20 mL), and the aqueous layer was extracted further with EtOAc (30 mL). The combined organic extracts were dried over MgSO₄, filtered, and concentrated under reduced pressure. The crude product was purified by silica gel
20 chromatography, eluting with a gradient of hexane:EtOAc – 100:0 to 70:30, to give the title compound. MS: $m/z = 326$ ($M + 1$).

Step E. (2-Oxo-3-phenyl-1,3-dihydro-1H-imidazo[4,5-*b*]pyridin-1-yl)acetic acid

tert-Butyl (2-oxo-3-phenyl-1,3-dihydro-1H-imidazo[4,5-*b*]pyridin-1-yl)acetate
25 from Step D (302 mg, 0.93 mmol) was dissolved in TFA (3 mL) and CH₂Cl₂ (3 mL) and the mixture was stirred at ambient temperature for 3 h, then concentrated *in vacuo* to give the title compound. MS: $m/z = 270$ ($M + 1$).

INTERMEDIATE 9[3-(2-Methoxy-2-oxoethyl)-4,6-dimethyl-2-oxo-2,3-dihydro-1H-benzimidazol-1-yl]acetic acid5 Step A. 4,6-Dimethyl-1,3-dihydro-2H-benzimidazol-2-one

A mixture of 4,6-dimethyl-2-nitroaniline (10.0 g, 60.2 mmol) and 10% Pd/C (1.0 g) in EtOH (300 mL) was stirred under an atmosphere of hydrogen (ca. 1 atm) for 3 h, then filtered through a celite pad and concentrated *in vacuo*. The crude solid was dissolved in CH₃CN (200 mL) and triphosgene (15.0 g, 50.5 mmol) was added. The mixture was stirred for 1 h, then H₂O (200 mL) was added slowly and stirring was continued for 1 h. The precipitate was isolated by filtration and dried to give the title compound. MS: *m/z* = 163 (*M* + 1).

Step B. *tert*-Butyl (4,6-dimethyl-2-oxo-2,3-dihydro-1H-benzimidazol-1-yl)acetate

To a stirred solution of 4,6-dimethyl-1,3-dihydro-2H-benzimidazol-2-one from Step A (7.15 g, 44.1 mmol) in DMF (200 mL) was added sodium hydride (1.76 g of a 60% dispersion in mineral oil, 44.1 mmol) over 2 min. The mixture was stirred for 20 min, then *tert*-butyl bromoacetate (8.17 g, 41.9 mmol) in DMF (40 mL) was added and stirring was continued for 1 h. The reaction mixture was diluted with H₂O (400 mL) carefully and a solid precipitated. The mixture was aged for 5 min, then filtered to give a crude solid, which was purified by silica gel chromatography, eluting with a gradient of CH₂Cl₂:EtOAc – 100:0 to 40:60, to provide the title compound. MS: *m/z* = 277 (*M* + 1).

Step C. *tert*-Butyl [3-(2-methoxy-2-oxoethyl)-4,6-dimethyl-2-oxo-2,3-dihydro-1H-benzimidazol-1-yl]acetate

To a solution of *tert*-butyl (4,6-dimethyl-2-oxo-2,3-dihydro-1H-benzimidazol-1-yl)acetate from Step B (100 mg, 0.36 mmol) in DMF (3 mL) was added sodium hydride (17 mg of a 60% dispersion in mineral oil, 0.43 mmol) followed by methyl bromoacetate (0.041 mL, 0.43 mmol) and the reaction mixture was stirred for 2 h. The reaction was purified directly by

HPLC using a reversed phase C18 column and eluting with a gradient of H₂O:CH₃CN:CF₃CO₂H – 90:10:0.1 to 5:95:0.1. Lyophilization of the product-containing fractions afforded the title compound. MS: m/z = 349 (M + 1).

5 [3-(2-Methoxy-2-oxoethyl)-4,6-dimethyl-2-oxo-2,3-dihydro-1H-benzimidazol-1-yl]acetic acid

Essentially following the procedures described for Intermediate 8, but using *tert*-butyl [3-(2-methoxy-2-oxoethyl)-4,6-dimethyl-2-oxo-2,3-dihydro-1H-benzimidazol-1-yl]acetate in place of *tert*-butyl (2-oxo-3-phenyl-1,3-dihydro-1H-imidazo[4,5-*b*]pyridin-1-yl)acetate, the title compound was prepared. MS: m/z = 293 (M + 1).

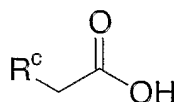
10

INTERMEDIATES 10-41

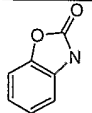
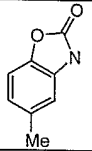
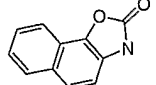

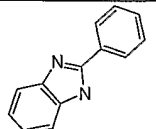
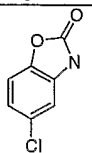
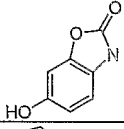
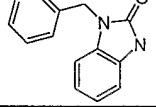
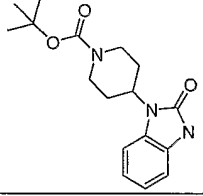
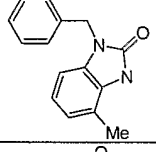

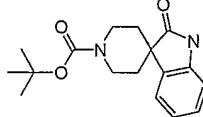
15 Essentially following analogous procedures to those outlined for Intermediates 3-9, the compounds listed in Table 2 were prepared. The most relevant analogous procedure for each intermediate is listed in the Table. The requisite starting materials were commercially available, described in the literature, or readily synthesized by one skilled in the art of organic synthesis. In some cases, straightforward protecting group strategies were applied.

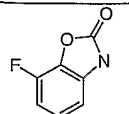
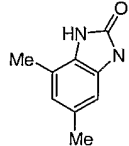
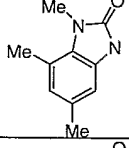
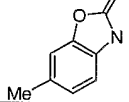
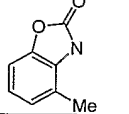
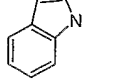
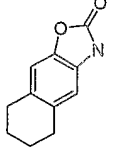
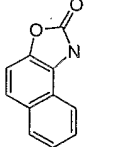
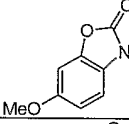
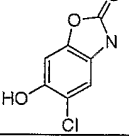
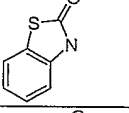
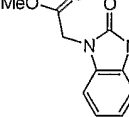
20

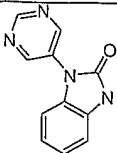
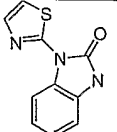
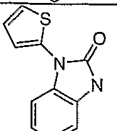
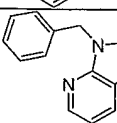
TABLE 2

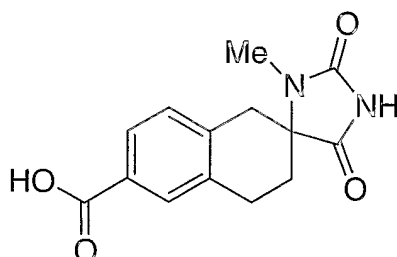


Intermediate	R ^c	MS (M + 1)	Relevant Intermediate
10		193	4
11		207	9
12		221	9

13		194	3
14		208	3
15		244	3
16		177	3
17		253	3
18		228	3
19		210	3
20		283	9
21		376	9
22		297	9
23		192	3
24		361	7

25		212	3
26		221	9
27		235	9
29		208	3
30		208	3
31		176	3
32		248	3
33		244	3
34		224	3
35		244	3
36		210	3
37		265	9

38		271	4
39		276	4
40		275	4
41		497	8

INTERMEDIATE 42

5 (±)-6'-Carboxy-3-methyl-3',4'-dihydro-1'H-spiro[imidazolidine-4,2'-naphthalene]-2,5-dione

Step A. (±)-6'-Bromo-3-methyl-3',4'-dihydro-1'H-spiro[imidazolidine-4,2'-naphthalene]-2,5-dione

A mixture of 6-bromo-2-tetralone (1.00 g, 4.44 mmol) and methylamine hydrochloride (300 mg, 4.44 mol) in H₂O (1 mL) and EtOH (1.5 mL) was stirred at ambient temperature for 20 min. Potassium cyanide (289 mg, 4.44 mmol) was added and stirring was continued for 18 h. The mixture was added dropwise to a stirred solution of 1.0 N aqueous HCl (4.5 mL) at 0 °C, then potassium cyanate (360 mg, 4.44 mmol) was added portionwise. The stirred mixture was heated to 95 °C and conc. hydrochloric acid (0.44 mL) was added dropwise.

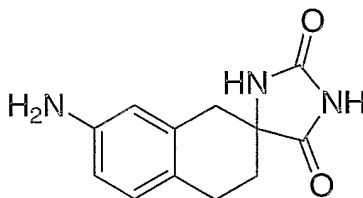
15 The reaction mixture was heated at this temperature for 1 h, allowed to cool, and extracted with CH₂Cl₂ (80 mL). The organic extract was dried over Na₂SO₄, filtered, and concentrated to

dryness. The crude product was purified by silica gel chromatography, eluting with a gradient of $\text{CH}_2\text{Cl}_2:\text{MeOH} = 100:0$ to $90:10$, to provide a crude sample of the title compound (ca. 70% pure). Trituration with EtOH afforded the title compound as a pale solid. MS: $m/z = 311$ ($M + 1$).

5 Step B. (\pm)-6'-Carboxy-3-methyl-3',4'-dihydro-1'H-spiro[imidazolidine-4,2'-naphthalene]-2,5-dione

To a stirred suspension of (\pm)-6'-bromo-3-methyl-3',4'-dihydro-1'H-spiro[imidazolidine-4,2'-naphthalene]-2,5-dione (211 mg, 0.682 mmol) in THF (30 mL), at -70°C , was added dropwise ethyl magnesium bromide (1.0 M in THF, 1.37 mL, 1.37 mmol). The
10 resulting mixture was stirred for 15 min, then *tert*-butyllithium (1.7 M in pentane, 1.61 mL, 2.73 mmol) was added dropwise. After a further 30 min, CO_2 (g) was bubbled into the reaction mixture until LCMS analysis indicated complete reaction. The mixture was allowed to warm slowly to ambient temperature and the THF was removed *in vacuo*. The residue was suspended in H_2O (20 mL) and the solution was adjusted to $\text{pH} = 1-2$ by the addition of 1.0 N hydrochloric
15 acid, then it was saturated with NaCl (s). The mixture was filtered and the isolated solid was washed with H_2O then dried *in vacuo*. Trituration of this crude solid with EtOH provided the title compound as a pale tan solid. MS: $m/z = 275$ ($M + 1$).

INTERMEDIATE 43



20 (\pm)-7'-Amino-3',4'-dihydro-1'H-spiro[imidazolidine-4,2'-naphthalene]-2,5-dione

Step A. 7-Bromo-2-tetralone

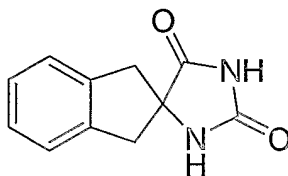
A solution of 3-bromophenylacetic acid (10.4 g, 48.4 mmol) in oxalyl chloride
25 (50 mL, 0.57 mol) was stirred at ambient temperature for 5 min then at reflux for 5 h. The oxalyl chloride was removed *in vacuo* and the residue was dissolved in anhydrous CH_2Cl_2 (100 mL). This solution was added dropwise to a rapidly stirred, ice-cooled solution of AlCl_3 (23.2 g, 174.2 mmol) in CH_2Cl_2 (500 mL). A stream of ethylene gas was blown into the vortex of the stirred solution during the addition and the reaction temperature was kept at $< 5^\circ\text{C}$. The reaction
30 mixture was allowed to warm to ambient temperature and then poured onto ice and stirred

vigorously. The organic portion was removed and the aqueous layer extracted with CH_2Cl_2 (2×200 mL). The combined CH_2Cl_2 fractions were passed through a 2" pad of silica and concentrated to give a thick, red oil. The crude product was purified by silica gel chromatography, eluting with a gradient of hexane:EtOAc – 100:0 to 75:25, to provide the title compound as a pale yellow solid. MS: $m/z = 226$ ($M + 1$).

(±)-7'-Amino-3',4'-dihydro-1'H-spiro[imidazolidine-4,2'-naphthalene]-2,5-dione

Essentially following the procedures described for Intermediate 1 and Intermediate 2, but using 7-bromo-2-tetralone in place of 6-bromo-2-tetralone, (±)-7'-amino-3',4'-dihydro-1'H-spiro[imidazolidine-4,2'-naphthalene]-2,5-dione was prepared. MS: $m/z = 232$ ($M + 1$).

INTERMEDIATE 44

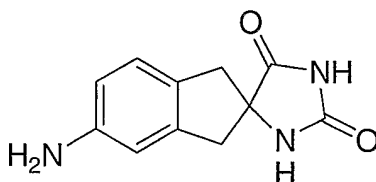


(±)-Spiro[imidazolidine-4,2'-indane]-2,5-dione

Step A. (±)-Spiro[imidazolidine-4,2'-indane]-2,5-dione

A stirred mixture of 2-indanone (3.0 g, 22.6 mmol), sodium cyanide (3.3 g, 67.3 mmol), and ammonium carbonate (22 g, 228 mol) in H_2O (50 mL) and EtOH (50 mL) was heated to 70 °C for 3 h, then allowed to cool to ambient temperature. The precipitate was collected by filtration and washed with H_2O (5×100 mL). Drying *in vacuo* afforded the title compound as a gray-brown solid. MS: $m/z = 202$ ($M + 1$).

INTERMEDIATE 45



(±)-5'-Amino-spiro[imidazolidine-4,2'-indane]-2,5-dione

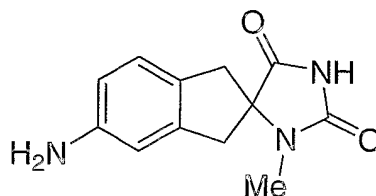
Step A. (±)-5'-Nitro-spiro[imidazolidine-4,2'-indane]-2,5-dione

A solution of (±)-spiro[imidazolidine-4,2'-indane]-2,5-dione (3.0 g, 14.8 mmol, described in Intermediate 44) in conc. nitric acid (33 mL) was stirred at ambient temperature for 1 h. The reaction was then poured onto crushed ice and the resultant solid was isolated by filtration. The crude material was recrystallized from ethanol to give the title compound as a yellow solid. MS: $m/z = 248$ (M+1).

Step B. (±)-5'-Amino-spiro[imidazolidine-4,2'-indane]-2,5-dione

To a suspension of (±)-5'-nitro-spiro[imidazolidine-4,2'-indane]-2,5-dione (1.77 g, 7.16 mmol) in EtOAc (100 mL) and MeOH (100 mL) was added 10% Pd/C (400 mg) and the reaction stirred vigorously under hydrogen (ca. 1 atm). After 1 h, the catalyst was filtered off and the filtrate was concentrated to yield the title compound as a pale brown solid. MS: $m/z = 218$ (M + 1).

INTERMEDIATE 46



(±)-5'-Amino-3-methyl-spiro[imidazolidine-4,2'-indane]-2,5-dione

Step A. 2-(Methylamino)indane-2-carbonitrile hydrochloride

To a mixture of 2-indanone (20.0 g, 151 mmol) in MeOH (20 mL) was added methylamine hydrochloride (10.2 g, 151 mmol). To the stirred mixture was added H₂O (20 mL) and a fine homogenous slurry developed. The reaction mixture was cooled to 0 °C and KCN (9.84 g, 151 mmol) in H₂O (20 mL) was added slowly over 30 min, such that the temperature did not exceed 10 °C, then stirring was continued at ambient temperature for 18 h. The reaction mixture was extracted with Et₂O (250 mL) and the organic extract was washed with brine (50 mL) then dried over MgSO₄. HCl (g) was bubbled through the vigorously stirred solution for 10 minutes and a white solid precipitated. The solid was filtered, washed with Et₂O, and dried to yield the title compound. MS: $m/z = 173$ (M + 1).

Step B. (±)-3-Methyl-spiro[imidazolidine-4,2'-indane]-2,5-dione

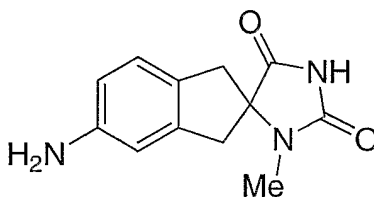
To a stirred mixture of 2-(methylamino)indane-2-carbonitrile hydrochloride from Step A (6.0 g, 28.8 mmol) in AcOH (45 mL) was added a solution of potassium cyanate (4.65 g, 57 mmol) in H₂O (6 mL) and the reaction mixture was stirred for 1 h. The mixture was poured into cold H₂O (150 mL) and the precipitate was isolated by filtration, washed with H₂O and air dried. The crude solid was suspended in 1 N HCl (30 mL) and stirred to 50 °C for 2h. The reaction mixture was cooled, filtered, and the isolated solid washed with H₂O and dried *in vacuo* to yield the title compound. MS: $m/z = 217$ (M + 1).

Step C. (±)-3-Methyl-5'-nitro-spiro[imidazolidine-4,2'-indane]-2,5-dione

To stirred fuming nitric acid (100 mL) was slowly added (±)-3-methyl-spiro[imidazolidine-4,2'-indane]-2,5-dione (4.5 g, 20.9 mmol) in portions over 30 min. The reaction mixture was diluted with H₂O (200 mL) and the precipitate was collected by filtration, washed with H₂O and dried *in vacuo* to give the title compound. MS: $m/z = 262$ (M + 1).

(±)-5'-Amino-3-methyl-spiro[imidazolidine-4,2'-indane]-2,5-dione

Essentially following the procedures described for Intermediate 45, but using (±)-3-methyl-5'-nitro-spiro[imidazolidine-4,2'-indane]-2,5-dione in place of (±)-5'-nitro-spiro[imidazolidine-4,2'-indane]-2,5-dione, the title compound was prepared. MS: $m/z = 232$ (M + 1).

INTERMEDIATE 47(-)-5'-Amino-3-methyl-spiro[imidazolidine-4,2'-indane]-2,5-dioneStep A. (-)-3-Methyl-5'-nitro-spiro[imidazolidine-4,2'-indane]-2,5-dione

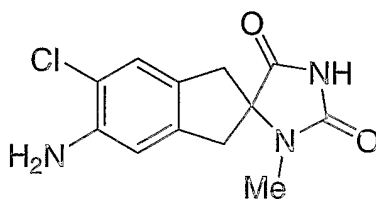
(±)-3-Methyl-5'-nitro-spiro[imidazolidine-4,2'-indane]-2,5-dione (described in Intermediate 46) was dissolved in a mixture of MeOH, CH₃CN and diethylamine and the

enantiomers were resolved by HPLC, utilizing a ChiralPak AD column and eluting with CH₃CN:MeOH – 90:10. The first major peak to elute was (+)-3-methyl-5'-nitro-spiro[imidazolidine-4,2'-indane]-2,5-dione and the second major peak to elute was (–)-3-methyl-5'-nitro-spiro[imidazolidine-4,2'-indane]-2,5-dione, the title compound. MS: m/z = 262 (M + 1).

(–)-5'-Amino-3-methyl-spiro[imidazolidine-4,2'-indane]-2,5-dione

Essentially following the procedures described for Intermediate 45, but using (–)-3-methyl-5'-nitro-spiro[imidazolidine-4,2'-indane]-2,5-dione in place of (±)-5'-nitro-spiro[imidazolidine-4,2'-indane]-2,5-dione, the title compound was prepared. MS: m/z = 232 (M + 1).

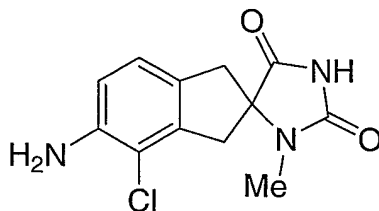
INTERMEDIATE 48



5'-Amino-6'-chloro-3-methyl-spiro[imidazolidine-4,2'-indane]-2,5-dione, enantiomer B

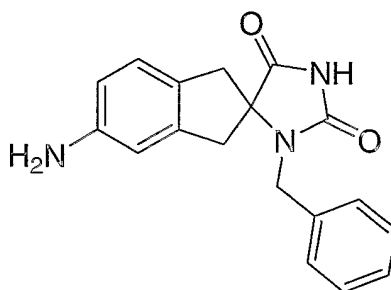
Step A. 5'-Amino-6'-chloro-3-methyl-spiro[imidazolidine-4,2'-indane]-2,5-dione, enantiomer B

(–)-5'-Amino-3-methyl-spiro[imidazolidine-4,2'-indane]-2,5-dione (265 mg, 1.15 mmol, described in Intermediate 47) was dissolved in AcOH (7 mL) and N-chlorosuccinimide (145 mg, 1.09 mmol) was added in one portion. The mixture was stirred at ambient temperature for 5 h, then the solvent was removed in vacuo. The residue was partitioned between saturated aqueous NaHCO₃ (20 mL) and CH₂Cl₂ (70 mL). The organic layer was dried (Na₂SO₄), filtered, and concentrated under reduced pressure. The crude product was purified by silica gel chromatography, eluting with a gradient of CH₂Cl₂:EtOAc – 100:0 to 0:100, to give 5'-amino-4'-chloro-3-methyl-spiro[imidazolidine-4,2'-indane]-2,5-dione, which eluted first, and the title compound, which eluted second. MS: m/z = 266 (M + 1).

INTERMEDIATE 495'-Amino-4'-chloro-3-methyl-spiro[imidazolidine-4,2'-indane]-2,5-dione, enantiomer B5 Step A. 5'-Amino-4'-chloro-3-methyl-spiro[imidazolidine-4,2'-indane]-2,5-dione, enantiomer B

The title compound was obtained from the same reaction as Intermediate 48. The crude product was purified by silica gel chromatography, eluting with a gradient of CH₂Cl₂:EtOAc – 100:0 to 0:100, to give the title compound, which eluted first, and 5'-amino-6'-chloro-3-methyl-spiro[imidazolidine-4,2'-indane]-2,5-dione, which eluted second. MS: m/z = 266 (M + 1).

10

INTERMEDIATE 5015 (±)-5'-Amino-3-(benzyl)-spiro[imidazolidine-4,2'-indane]-2,5-dioneStep A. (±)-1-(4-Methoxybenzyl)-5'-nitro-spiro[imidazolidine-4,2'-indane]-2,5-dione

A mixture of (±)-5'-nitro-spiro[imidazolidine-4,2'-indane]-2,5-dione (1.4 g, 5.66 mmol, described in Intermediate 45), 4-methoxybenzyl alcohol (0.94 g, 6.80 mmol), diethyl azodicarboxylate (1.48 g, 8.49 mmol), and triphenylphosphine (2.23 g, 8.49 mmol) in THF (15 mL) was stirred at ambient temperature for 3 days. The solvent was removed under reduced pressure and the residue was partitioned between saturated aqueous NaHCO₃ (15 mL) and CH₂Cl₂ (50 mL). The organic layer was dried (Na₂SO₄), filtered, and concentrated under

20

reduced pressure. The crude product was purified by silica gel chromatography, eluting with a gradient of hexane:EtOAc – 90:10 to 60:40, to give the title compound as a yellow solid. MS: $m/z = 368$ (M+1).

5 Step B. (±)-3-Benzyl-1-(4-methoxybenzyl)-5'-nitro-spiro[imidazolidine-4,2'-indane]-2,5-dione

To a solution of (±)-1-(4-methoxybenzyl)-5'-nitro-spiro[imidazolidine-4,2'-indane]-2,5-dione from Step A (165 mg, 0.45 mmol) in DMF (1 mL) was added sodium hydride (18 mg of a 60% dispersion in mineral oil, 0.45 mmol). The mixture was stirred for 5 min at ambient temperature and benzyl bromide (230 mg, 1.35 mmol) was added. After 30 min, the
10 mixture was partitioned between saturated aqueous NaHCO_3 (3 mL) and CHCl_3 (5 mL). The aqueous phase was extracted further with CHCl_3 (5 mL) and the combined organic layers were dried (Na_2SO_4), filtered, and concentrated under reduced pressure. The crude product was purified by silica gel chromatography, eluting with hexane:EtOAc – 75:25, to give the title compound as a pale solid. MS: $m/z = 458$ (M+1).

15

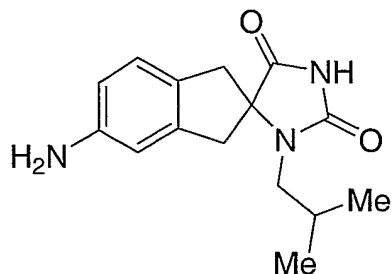
Step C. (±)-3-Benzyl-5'-nitro-spiro[imidazolidine-4,2'-indane]-2,5-dione

To a stirred solution of (±)-3-benzyl-1-(4-methoxybenzyl)-5'-nitro-spiro[imidazolidine-4,2'-indane]-2,5-dione from Step B (110 mg, 0.24 mmol) in acetonitrile (1.5 mL) was added dropwise a solution of ammonium cerium (IV) nitrate (395 mg, 0.72 mmol) in
20 H_2O (1 mL). After 3 h at ambient temperature, the precipitate was isolated by filtration and dried in vacuo to afford the title compound as a yellow solid. MS: $m/z = 338$ (M+1).

Step D. (±)-5'-Amino-3-benzyl-spiro[imidazolidine-4,2'-indane]-2,5-dione

To a solution of (±)-3-benzyl-5'-nitro-spiro[imidazolidine-4,2'-indane]-2,5-dione
25 from Step C (80 mg, 0.24 mmol) in EtOAc (1.5 mL) and MeOH (1.5 mL) was added 10% Pd/C (5 mg) and the reaction mixture was stirred vigorously under hydrogen (ca. 1 atm). After 18 h, the catalyst was filtered off and the filtrate was concentrated to yield the title compound as a pale brown solid. MS: $m/z = 308$ (M + 1).

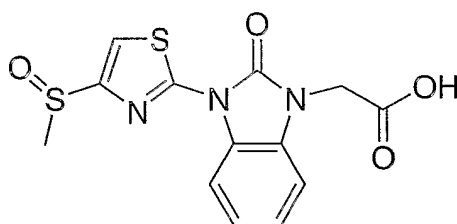
30

INTERMEDIATE 51

(±)-5'-Amino-3-(2-methylprop-1-yl)-spiro[imidazolidine-4,2'-indane]-2,5-dione

- 5 Essentially following the procedures described for Intermediate 50, but using 1-bromo-2-methylpropane in place of benzyl bromide, the title compound was prepared. MS: m/z = 274 ($M + 1$).

10

INTERMEDIATE 52

(±)-{3-[4-(Methylsulfinyl)-1,3-thiazol-2-yl]-2-oxo-2,3-dihydro-1H-benzimidazol-1-yl}acetic acid

- 15 Step A. 1-(4-Bromo-1,3-thiazol-2-yl)-1,3-dihydro-2H-benzimidazol-2-one

 A mixture of 2-hydroxybenzimidazole (1.20 g, 8.95 mmol), 2,4-dibromothiazole (6.5 g, 26.8 mmol), copper powder (1.42 g, 22.37 mmol), CuCl (177 mg, 1.79 mmol), and KOAc (2.2 g, 22.37 mmol) in pyridine (10 mL) were heated at 60 °C for 2 h. The cooled mixture was partitioned between EtOAc (40 mL) and 10% aqueous citric acid (20 mL) and the organic layer
20 was dried over Na₂SO₄, filtered, and concentrated under reduced pressure. The crude product was purified by silica gel chromatography, eluting with a gradient of hexane:EtOAc – 100:0 to 50:50, to give the title compound. MS: m/z = 297 ($M + 1$).

Step B. 1-[4-(Methylthio)-1,3-thiazol-2-yl]-1,3-dihydro-2H-benzimidazol-2-one

A mixture of 1-(4-bromo-1,3-thiazol-2-yl)-1,3-dihydro-2H-benzimidazol-2-one from Step A (1.0 g, 3.38 mmol), sodium methanethiolate (710 mg, 10.13 mmol), and copper iodide (643 mg, 3.38 mmol) in DMF (6 mL) were heated at 140 °C. An additional amount of sodium methanethiolate (474 mg, 6.76 mmol) was added to the mixture after 3 h and 16 h and the reaction continued stirring at 140 °C. After 20 h, the cooled mixture was partitioned between saturated aqueous NaHCO₃ (30 mL) and CHCl₃ (50 mL). The aqueous phase was extracted further with CHCl₃ (50 mL) and the combined organic layers were dried (Na₂SO₄), filtered, and concentrated under reduced pressure to give the title compound. MS: m/z = 264 (M + 1).

Step C. *tert*-Butyl {3-[4-(methylthio)-1,3-thiazol-2-yl]-2-oxo-2,3-dihydro-1H-benzimidazol-1-yl}acetate

To a stirred mixture of 1-[4-(methylthio)-1,3-thiazol-2-yl]-1,3-dihydro-2H-benzimidazol-2-one from Step B (710 mg, 2.67 mmol) and *tert*-butyl bromoacetate (578 mg, 2.97 mmol) in DMF (15 mL) at 0 °C was added sodium hydride (194 mg of a 60% dispersion in mineral oil, 4.85 mmol). The mixture was stirred at 0 °C for 15 min, then quenched with saturated aqueous NaHCO₃ and extracted with CH₂Cl₂ (2 × 35 mL). The combined organic layers were dried over Na₂SO₄, filtered, and concentrated under reduced pressure. The crude product was purified by silica gel chromatography, eluting with a gradient of hexane:EtOAc – 100:0 to 70:30, to give the title compound. MS: m/z = 378 (M + 1).

Step D. (±)-*tert*-Butyl {3-[4-(methylsulfinyl)-1,3-thiazol-2-yl]-2-oxo-2,3-dihydro-1H-benzimidazol-1-yl}acetate

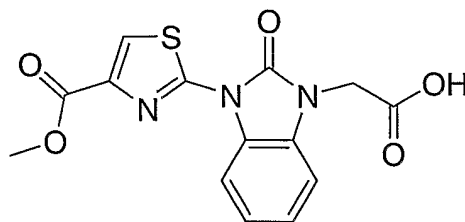
A solution of OXONE[®] in water (0.5 mL) was added to a solution of *tert*-butyl {3-[4-(methylthio)-1,3-thiazol-2-yl]-2-oxo-2,3-dihydro-1H-benzimidazol-1-yl}acetate from Step C (110 mg, 0.291 mmol) in isopropanol (1 mL) and chloroform (1 mL) at 0 °C. After 2 h, the mixture was quenched with saturated aqueous NaCl and extracted with CHCl₃ (2 × 10 mL). The combined organic layers were dried over Na₂SO₄, filtered, and concentrated under reduced pressure. The crude product was purified by silica gel chromatography, eluting with a gradient of hexane:EtOAc – 90:10 to 50:50, to give the title compound. MS: m/z = 394 (M + 1).

Step E. (±)-{3-[4-(Methylsulfinyl)-1,3-thiazol-2-yl]-2-oxo-2,3-dihydro-1H-benzimidazol-1-yl}acetic acid

(±)-*tert*-Butyl{3-[4-(methylsulfinyl)-1,3-thiazol-2-yl]-2-oxo-2,3-dihydro-1H-benzimidazol-1-yl}acetate from Step D (100 mg, 0.254 mmol) was dissolved in TFA (3 mL) and CH₂Cl₂ (3 mL) and the mixture was stirred at ambient temperature for 3 h, then concentrated *in vacuo* to give the title compound. MS: m/z = 338 (M + 1).

5

INTERMEDIATE 53



{3-[4-(Methoxycarbonyl)-1,3-thiazol-2-yl]-2-oxo-2,3-dihydro-1H-benzimidazol-1-yl}acetic acid

10

Step A. *tert*-Butyl [3-(4-bromo-1,3-thiazol-2-yl)-2-oxo-2,3-dihydro-1H-benzimidazol-1-yl]acetate

Essentially following the procedures described for Intermediate 4, but using 2,4-dibromothiazole in place of 2-bromopyridine, the title compound was prepared. MS: m/z = 412 (M + 1).

15

Step B. Methyl 2-[3-(2-*tert*-butoxy-2-oxoethyl)-2-oxo-2,3-dihydro-1H-benzimidazol-1-yl]-1,3-thiazole-4-carboxylate

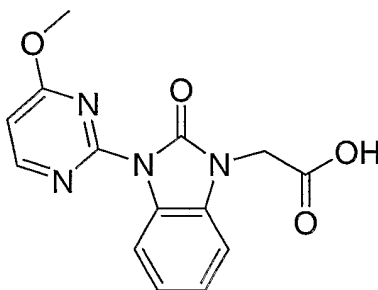
To a suspension of *tert*-butyl [3-(4-bromo-1,3-thiazol-2-yl)-2-oxo-2,3-dihydro-1H-benzimidazol-1-yl]acetate from Step A (250 mg, 0.609 mmol) and triethylamine (0.85 mL, 6.09 mmol) in MeOH (5 mL) was added bis(triphenylphosphine)palladium (II) chloride (86 mg, 0.122 mmol). The reaction mixture was heated at reflux under an atmosphere of carbon monoxide (ca. 1 atm) for 48 h, then partitioned between CHCl₃ (20 mL) and saturated aqueous NaHCO₃ (5 mL). The organic layer was dried over Na₂SO₄, filtered, and concentrated under reduced pressure. The crude product was purified by silica gel chromatography, eluting with a gradient of hexane:EtOAc – 100:0 to 60:40, to give the title compound. MS: m/z = 412 (M + 23).

25

Step C. {3-[4-(Methoxycarbonyl)-1,3-thiazol-2-yl]-2-oxo-2,3-dihydro-1H-benzimidazol-1-yl}acetic acid

A solution of methyl 2-[3-(2-*tert*-butoxy-2-oxoethyl)-2-oxo-2,3-dihydro-1H-benzimidazol-1-yl]-1,3-thiazole-4-carboxylate from Step B (195 mg, 0.501 mmol) in EtOAc (3 mL) at 0 °C was saturated with HCl (g) for 5 min. After 15 min, the reaction was re-saturated with HCl for another 5 min. The mixture was concentrated *in vacuo* to give the title compound as a white solid. MS: $m/z = 334$ (M + 1).

INTERMEDIATE 54



[3-(4-Methoxypyrimidin-2-yl)-2-oxo-2,3-dihydro-1H-benzimidazol-1-yl]acetic acid

Step A. *tert*-Butyl [3-(4-methoxypyrimidin-2-yl)-2-oxo-2,3-dihydro-1H-benzimidazol-1-yl]acetate

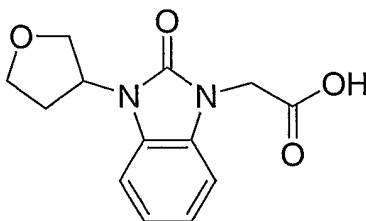
A mixture of *tert*-butyl (2-oxo-2,3-dihydro-1H-benzimidazol-1-yl)acetate (200 mg, 0.806 mmol, described in Intermediate 4) and sodium bis(trimethylsilyl)amide (1.0 M in THF, 1.69 mL, 1.69 mmol) in THF (0.5 mL) was stirred for 5 min, then 2-chloro-4-methoxypyrimidine (583 mg, 4.03 mmol) was added and argon was bubbled through the mixture for 5 min. The reaction mixture was heated at 130 °C for 10 min in a microwave reactor. The cooled mixture was partitioned between CHCl₃ (10 mL) and saturated aqueous NaHCO₃ (5 mL). The aqueous phase was extracted further with CHCl₃ (10 mL), and the combined organic layers were dried over Na₂SO₄, filtered, and concentrated under reduced pressure. The crude product was purified by silica gel chromatography, eluting with a gradient of hexane:EtOAc – 100:0 to 80:20, to give the title compound. MS: $m/z = 357$ (M + 1).

Step B. [3-(4-Methoxypyrimidin-2-yl)-2-oxo-2,3-dihydro-1H-benzimidazol-1-yl]acetic acid

tert-Butyl[3-(4-methoxypyrimidin-2-yl)-2-oxo-2,3-dihydro-1H-benzimidazol-1-yl]acetate from Step A (110 mg, 0.309 mmol) was dissolved in TFA (2 mL) and CH₂Cl₂ (2 mL)

and the mixture was stirred at ambient temperature for 48 h, then concentrated *in vacuo* to give the title compound. MS: $m/z = 301$ ($M + 1$).

5

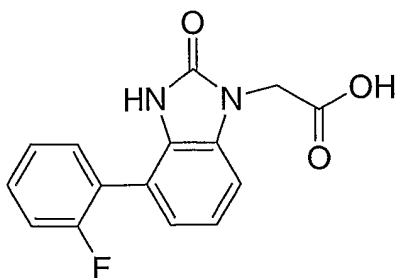
INTERMEDIATE 55(±)-(2-Oxo-3-tetrahydrofuran-3-yl-2,3-dihydro-1H-benzimidazol-1-yl)acetic acidStep A. (±)-N-(2-Nitrophenyl)tetrahydrofuran-3-amine

10 *N, N*-Diisopropylethylamine (3.2 mL, 18.4 mmol) was added to a solution of 1-fluoro-2-nitrobenzene (0.484 mL, 4.6 mmol) and (±)-tetrahydrofuran-3-amine (400 mg, 4.6 mmol) in *n*-butanol (10 mL) and the mixture heated to 180 °C in a microwave reactor. After 20 min, the reaction was allowed to cool to ambient temperature and concentrated. Purification by silica gel chromatography, eluting with a gradient of hexane:EtOAc – 100:0 to 0:100, gave the
15 title compound. MS: $m/z = 209$ ($M + 1$).

(±)-(2-Oxo-3-tetrahydrofuran-3-yl-2,3-dihydro-1H-benzimidazol-1-yl)acetic acid

Essentially following the procedures described for Intermediate 6, but using (±)-*N*-(2-nitrophenyl)tetrahydrofuran-3-amine in place of ethyl 4-[(2-nitrophenyl)amino]benzoate,
20 the title compound was prepared. MS: $m/z = 263$ ($M + 1$).

INTERMEDIATE 56



[4-(2-Fluorophenyl)-2-oxo-2,3-dihydro-1H-benzimidazol-1-yl]acetic acid

Step A. N-(2-Amino-6-bromophenyl)acetamide

5 Iron powder (2.92 g, 52.32 mmol) and ammonium chloride (2.3 g, 43.6 mmol) in ethanol (40 mL) and water (20 mL) were added to a solution of N-(2-bromo-6-nitrophenyl)acetamide [Edlin *et al.*, *New Journal of Chemistry* **1999**, 23, 819-826] (2.26 g, 8.72 mmol) in DMF (20 mL) and the mixture was heated at reflux. After 6 h, the reaction was filtered through a celite pad, washed with acetone, and concentrated *in vacuo* to give the title compound.

10 MS: $m/z = 231(M + 1)$.

Step B. 1-Acetyl-7-bromo-1,3-dihydro-2H-benzimidazol-2-one

To a solution of N-(2-amino-6-bromophenyl)acetamide from Step A (3.5 g, 15.28 mmol) in acetonitrile (100 mL) was added phosgene (1.9 M in toluene, 8 mL, 15.2 mmol). After 15 10 min, the mixture was concentrated, redissolved in water, and the solid was collected by filtration, washed with H₂O and dried *in vacuo* to give the title compound. MS: $m/z = 256 (M + 1)$.

Step C. Ethyl (3-acetyl-4-bromo-2-oxo-2,3-dihydro-1H-benzimidazol-1-yl)acetate

20 Sodium hydride (353 mg of a 60% dispersion in mineral oil, 8.84 mmol) and ethyl bromoacetate (1.15 mL, 8.84 mmol) were added to a solution of 1-acetyl-7-bromo-1,3-dihydro-2H-benzimidazol-2-one from Step B (1.5 g, 5.89 mmol) in DMF (20 mL) at 0 °C. After 4 h, the reaction mixture was quenched with brine and extracted with EtOAc. The organic layer was dried over Na₂SO₄, filtered, and concentrated. The crude product was purified by silica gel 25 chromatography, eluting with a gradient of CH₂Cl₂:EtOAc – 100:0 to 80:20, to give the title compound. MS: $m/z = 343 (M + 1)$.

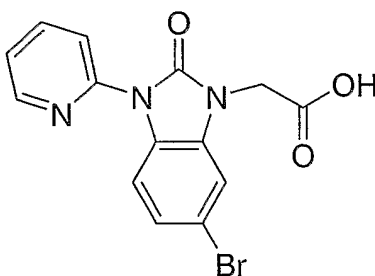
Step D. Ethyl (4-bromo-2-oxo-2,3-dihydro-1H-benzimidazol-1-yl)acetate

Ethyl (3-acetyl-4-bromo-2-oxo-2,3-dihydro-1H-benzimidazol-1-yl)acetate (500 mg, 1.47 mmol) was dissolved in ethanol (10 mL) and 6 M aqueous HCl (20 mL) and heated at reflux. After 2 h, the reaction was concentrated and redissolved in ethanol (10 mL). The mixture was treated with concentrated H₂SO₄ (0.5 mL) and heated at reflux. After 1 h, the cooled reaction mixture was partitioned between saturated aqueous NaHCO₃ and CH₂Cl₂. The organic layer was dried over sodium sulfate, filtered, and concentrated to give the title compound. MS: *m/z* = 301 (M + 1).

Step E. [4-(2-Fluorophenyl)-2-oxo-2,3-dihydro-1H-benzimidazol-1-yl]acetic acid

Ethyl (4-bromo-2-oxo-2,3-dihydro-1H-benzimidazol-1-yl)acetate (25 mg, 0.084 mmol), 2-fluorophenylboronic acid (23 mg, 0.167 mmol), and [1,1'-bis(diphenylphosphino)ferrocene]dichloropalladium (II) (1 mg, 0.001 mmol) were dissolved in tetrahydrofuran (2 mL) and 2 M aqueous cesium carbonate solution (1 mL) and heated at 150 °C for 6 min in a microwave reactor. The cooled mixture was partitioned between EtOAc (5 mL) and H₂O (1 mL). The organic layer was concentrated under reduced pressure and the crude material was purified by HPLC using a reversed phase C18 column and eluting with a gradient of H₂O:CH₃CN:CF₃CO₂H – 90:10:0.1 to 5:95:0.1. Lyophilization provided the ethyl ester, which was dissolved in methanol and saponified with sodium hydroxide to give the title compound. MS: *m/z* = 287 (M + 1).

INTERMEDIATE 57



(6-Bromo-2-oxo-3-pyridin-2-yl-2,3-dihydro-1H-benzimidazol-1-yl)acetic acid

Step A. 2-Amino-4-bromobenzoic acid

Iron powder (4.15 g, 74.38 mmol) and ammonium chloride (3.32 g, 62.0 mmol) were added to a solution of 4-bromo-2-nitrobenzoic acid [*J. Am. Chem. Soc.* **1952**, *74*, 5621]

(3.05 g, 12.4 mmol) in ethanol (50 mL) and water (25 mL) and the mixture was heated at reflux. After 6 h, the reaction was filtered, washed with ethanol, and concentrated *in vacuo*. The crude material was dissolved in water (150 mL) and concentrated HCl (30 mL) and stirred at ambient temperature for 16 h. The mixture was extracted with ethyl acetate (2 × 200 mL) and the organic layer was dried over Na₂SO₄, filtered, and concentrated under reduced pressure to give the title compound. MS: $m/z = 216$ (M + 1).

Step B. 7-Bromo-2H-3,1-benzoxazine-2,4(1H)-dione

Phosgene (1.9 M in toluene, 18.4 mL, 35 mmol) was added dropwise over 1 h to a solution of 2-amino-4-bromobenzoic acid from Step A (2.5 g, 11.7 mmol) in THF (30 mL) and 1 N HCl (20 mL). After 2 h, the precipitate was collected by filtration, washed with H₂O, then ethyl acetate, and dried *in vacuo* to give the title compound. MS: $m/z = 242$ (M + 1).

Step C. 2-[(1-Amino-2-*tert*-butoxy-2-oxoethyl)amino]-4-bromobenzoic acid

tert-Butyl bromoacetate (1.34 mL, 9.1 mmol) was added to a solution of 7-bromo-2H-3,1-benzoxazine-2,4(1H)-dione from Step B (2 g, 8.26 mmol) and potassium carbonate (1.3 mg, 9.1 mmol) in DMF (20 mL) and stirred at ambient temperature for 4 h. 1 N NaOH (15 mL) was then added to the reaction and after 1 h, the mixture was partitioned between 0.5 N HCl and EtOAc. The organic layer was dried over Na₂SO₄, filtered, and concentrated to give the title compound in sufficient purity for use in the next step. MS: $m/z = 275$ (M + 1- *tert*-butyl).

Step D. *tert*-Butyl (6-bromo-2-oxo-2,3-dihydro-1H-benzimidazol-1-yl)acetate

2-[(1-Amino-2-*tert*-butoxy-2-oxoethyl)amino]-4-bromobenzoic acid from Step C (2.72 g, 8.24 mmol), diphenylphosphoryl azide (2.1 mL, 9.9 mmol), and triethylamine (1.4 mL, 9.9 mmol) were dissolved in toluene (80 mL) and heated at 100 °C for 1 h. The cooled mixture was partitioned between EtOAc (200 mL) and water (100 mL). The organic layer was dried over Na₂SO₄, filtered, and concentrated under reduced pressure. The crude product was purified by silica gel chromatography, eluting with a gradient of hexane:EtOAc – 100:0 to 0:100, to give the title compound. MS: $m/z = 327$ (M + 1).

(6-Bromo-2-oxo-3-pyridin-2-yl-2,3-dihydro-1H-benzimidazol-1-yl)acetic acid

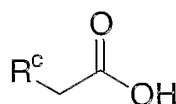
Essentially following the procedures described for Intermediate 4, but using *tert*-butyl (6-bromo-2-oxo-2,3-dihydro-1H-benzimidazol-1-yl)acetate

in place of *tert*-butyl (2-oxo-3-pyridin-2-yl-2,3-dihydro-1*H*-benzimidazol-1-yl)acetate, the title compound was prepared. MS: $m/z = 348$ ($M + 1$).

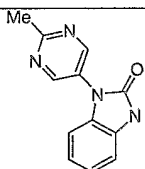
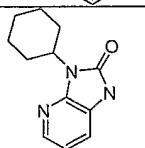
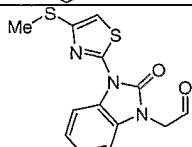
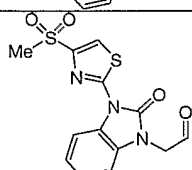
5


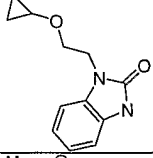
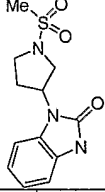
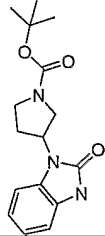
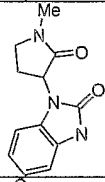
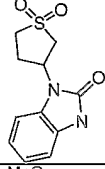
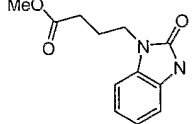
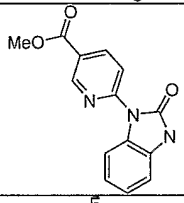
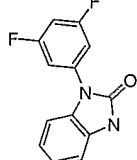
INTERMEDIATES 58-73

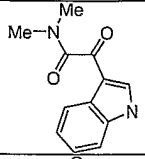
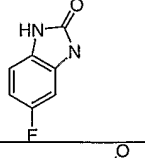
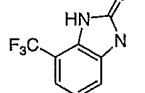
Essentially following analogous procedures to those outlined for Intermediates 3-9 and Intermediates 52-57, the compounds listed in Table 3 were prepared. The most relevant analogous procedure for each intermediate is listed in the Table. The requisite starting materials
10 were commercially available, described in the literature, or readily synthesized by one skilled in the art of organic synthesis. In some cases, straightforward protecting group strategies were applied.

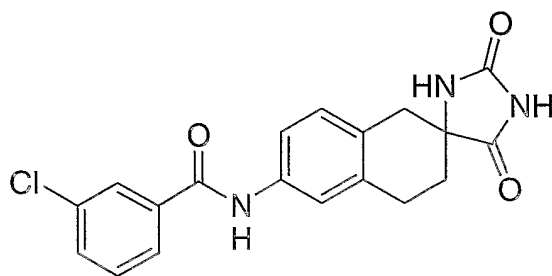
TABLE 3

15

Intermediate	R ^c	MS (M + 1)	Relevant Intermediate
58		285	4
59		276	8
60		322	52
61		354	52

62		178	3
63		277	9
64		340	55
65		362	55
66		290	55
67		311	55
68		293	9
69		328	4
70		305	4

71		275	3
72		211	57
73		261	57

EXAMPLE 1

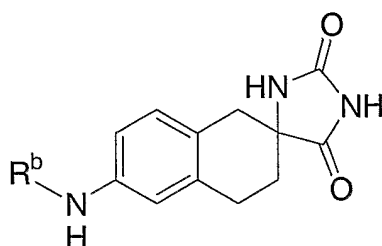
5 (±)-6'-[(3-Chlorobenzoyl)amino]-3',4'-dihydro-1'H-spiro[imidazolidine-4,2'-naphthalene]-2,5-dione

A mixture of 3-chlorobenzoic acid (11 mg, 0.067 mmol), (±)-6'-amino-3',4'-dihydro-1'H-spiro[imidazolidine-4,2'-naphthalene]-2,5-dione (described in Intermediate 2) (13 mg, 0.056 mmol), EDC (13 mg, 0.067 mmol), HOBT (10 mg, 0.067 mmol), and *N,N*-diisopropylethylamine (0.012 mL, 0.067 mmol) was stirred in DMF (0.3 mL) at ambient temperature for 18 h. The crude mixture was purified directly by HPLC using a reversed phase C18 column and eluting with a gradient of H₂O:CH₃CN:CF₃CO₂H – 90:10:0.1 to 5:95:0.1. Lyophilization provided the title compound as a white solid. MS: *m/z* = 370 (*M* + 1). HRMS: *m/z* = 370.0957; calculated *m/z* = 370.0953 for C₁₉H₁₇ClN₃O₃.

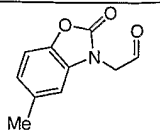
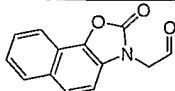
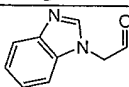
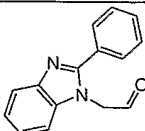
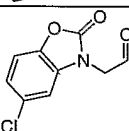
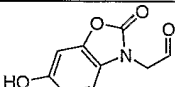
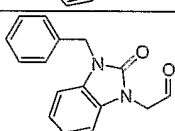
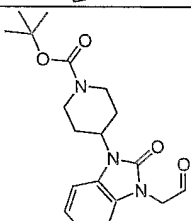
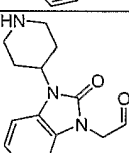
EXAMPLES 2-17

Essentially following the procedures outlined for Example 1, the compounds listed in Table 4 were prepared. The requisite carboxylic acids were commercially available, described in the literature, synthesized according to methodology described herein (*vide supra*), or readily synthesized by one skilled in the art of organic synthesis. In some cases, straightforward protecting group strategies were applied.

TABLE 4



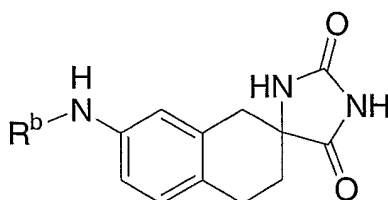
Example	R ^b	MS (M + 1)
2		510
3		405
4		474
5		406
6		420
7		434
8		407

9		421
10		457
11		390
12		466
13		441
14		423
15		496
16		589
17		489

EXAMPLES 18-19

Essentially following the procedures outlined for Example 1, the compounds listed in Table 4 were prepared. The requisite carboxylic acids were commercially available, described in the literature, synthesized according to methodology described herein (*vide supra*), or readily synthesized by one skilled in the art of organic synthesis. In some cases, straightforward protecting group strategies were applied.

TABLE 5



Example	R ^b	MS (M + 1)
18		441
19		420

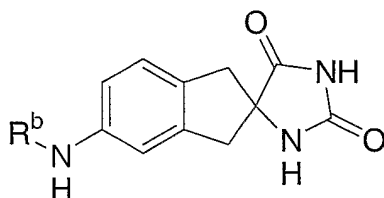
5

EXAMPLES 20-51

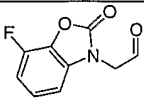
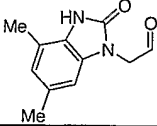
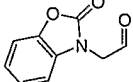
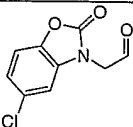
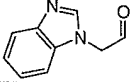
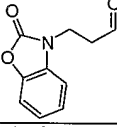
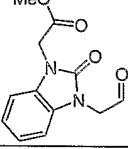
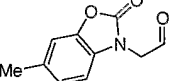
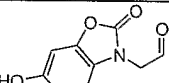
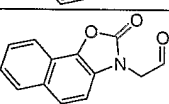
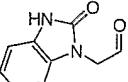
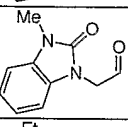
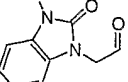
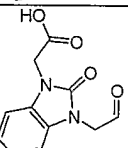
Essentially following the procedures outlined for Example 1, but using Intermediate 45 in place of Intermediate 2, the compounds listed in Table 6 were prepared. The requisite carboxylic acids were commercially available, described in the literature, synthesized according to methodology described herein (*vide supra*), or readily synthesized by one skilled in the art of organic synthesis. In some cases, straightforward protecting group strategies were applied.

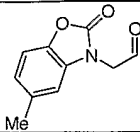
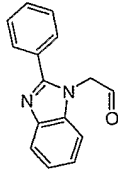
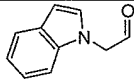
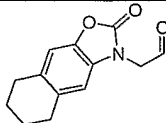
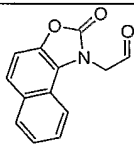
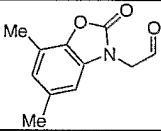
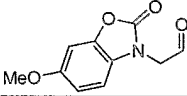
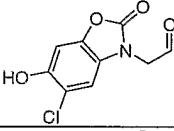
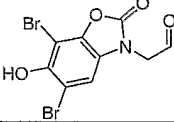
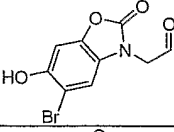
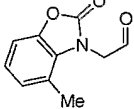
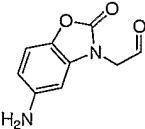
15

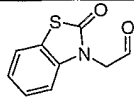
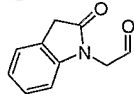
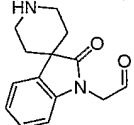
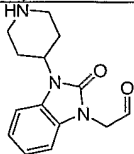
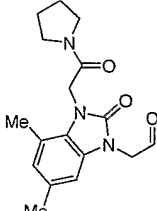
TABLE 6

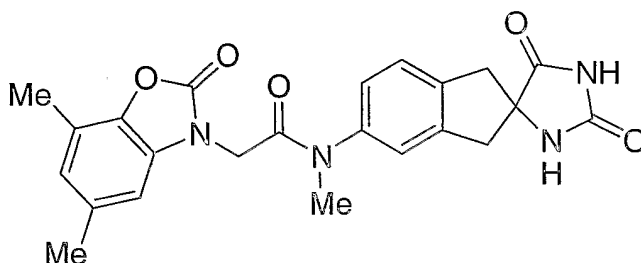


Example	R ^b	MS (M + 1)
---------	----------------	------------

20		411
21		420
22		393
23		427
24		376
25		407
26		464
28		407
29		409
30		443
31		392
32		406
33		420
34		450

35		407
36		452
37		375
38		447
39		443
40		421
41		423
42		443
43		368
44		289
45		407
46		408

47		409
48		391
49		460
50		475
51		531

EXAMPLE 52

5 (±)-5'-{N-Methyl-[2-(5,7-dimethyl-2-oxo-1,3-benzoxazol-3(2H)-yl)acetyl]amino}-
spiro[imidazolidine-4,2'-indane]-2,5-dione

Step A. (±)-5'-(Methylamino)-spiro[imidazolidine-4,2'-indane]-2,5-dione

10 To a stirred mixture of formaldehyde (0.026 mL of a 37 wt% aqueous solution, 0.32 mmol), (±)-5'-amino-spiro[imidazolidine-4,2'-indane]-2,5-dione (described in Intermediate 45) (50 mg, 0.23 mmol), and AcOH (0.053 mL, 0.92 mmol) in MeOH (3 mL) at ambient temperature was added sodium cyanoborohydride (0.34 mL of a 1 M solution in THF, 0.34 mmol) and the reaction mixture was stirred for 4 h, then concentrated *in vacuo*. The residue was partitioned between saturated aqueous NaHCO₃ and EtOAc. The organic layer was removed,

dried over MgSO_4 , filtered, and concentrated under reduced pressure. The crude product was purified by HPLC using a reversed phase C18 column and eluting with a gradient of $\text{H}_2\text{O}:\text{CH}_3\text{CN}:\text{CF}_3\text{CO}_2\text{H} - 90:10:0.1$ to $5:95:0.1$. Lyophilization provided the title compound as an off-white solid. MS: $m/z = 232$ ($M + 1$).

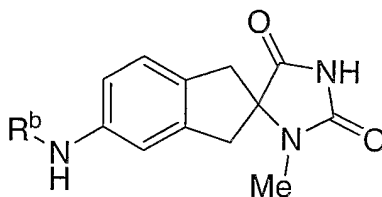
(\pm)-5'-{N-Methyl-[2-(5,7-dimethyl-2-oxo-1,3-benzoxazol-3(2H)-yl)acetyl]amino}-spiro[imidazolidine-4,2'-indane]-2,5-dione

Following the procedures outlined for Example 1, but using (\pm)-5'-(methylamino)-spiro[imidazolidine-4,2'-indane]-2,5-dione in place of Intermediate 2 and using Intermediate 3 in place of 3-chlorobenzoic acid, the title compound was obtained as a white solid. MS: $m/z = 435$ ($M + 1$). HRMS: $m/z = 435.1655$; calculated $m/z = 435.1663$ for $\text{C}_{23}\text{H}_{23}\text{N}_4\text{O}_5$.

EXAMPLE 53

Essentially following the procedures outlined for Example 1, but using Intermediate 46 in place of Intermediate 2, the compounds listed in Table 7 were prepared. The requisite carboxylic acids were commercially available, described in the literature, synthesized according to methodology described herein (*vide supra*), or readily synthesized by one skilled in the art of organic synthesis. In some cases, straightforward protecting group strategies were applied.

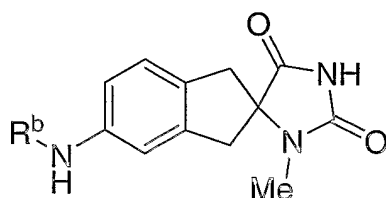
TABLE 7



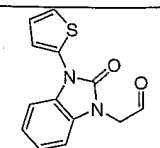
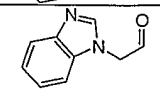
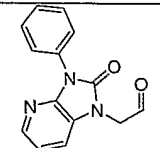
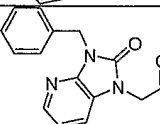
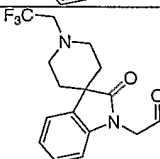
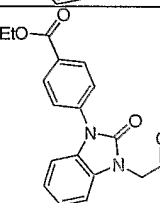
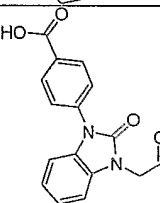
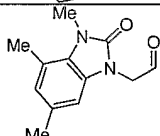
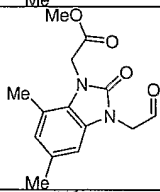
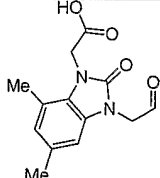
Example	R^b	MS ($M + 1$)
53		564

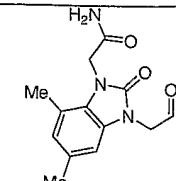
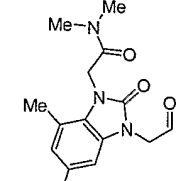
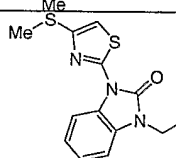
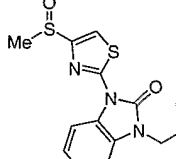
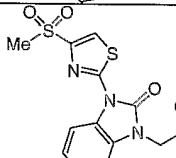
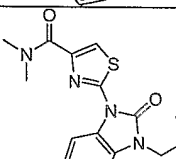
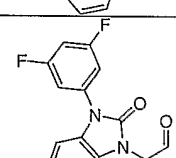
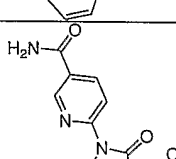
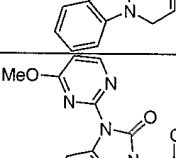
EXAMPLES 54-69

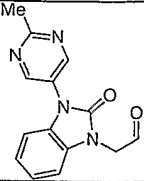
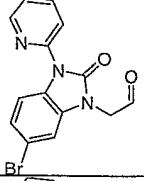
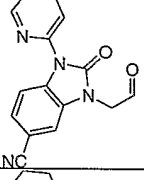
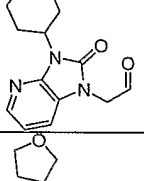
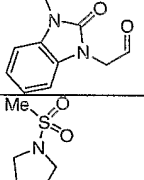
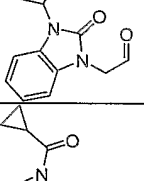
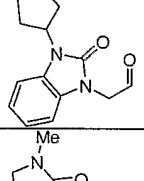
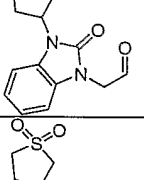
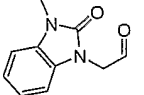
5 Essentially following the procedures outlined for Example 1, but using
 Intermediate 47 in place of Intermediate 2, the compounds listed in Table 8 were prepared. The
 requisite carboxylic acids were commercially available, described in the literature, synthesized
 according to methodology described herein (*vide supra*), or readily synthesized by one skilled in
 the art of organic synthesis. In some cases, straightforward protecting group strategies were
 10 applied.

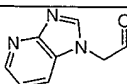
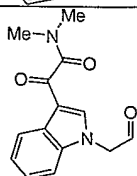
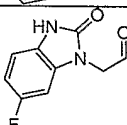
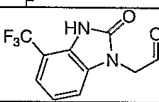
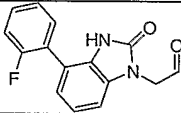
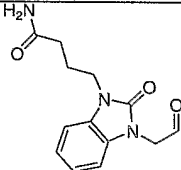
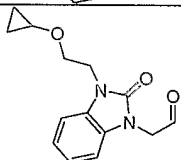
TABLE 8

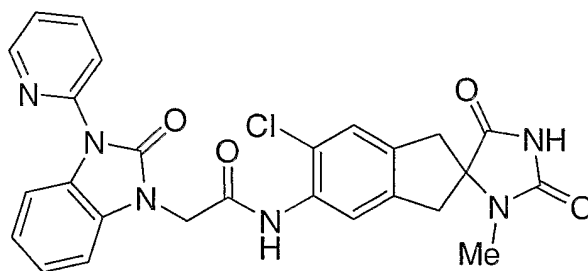
Example	R ^b	MS (M + 1)
54		483
55		484
56		489
57		484

58		488
59		390
60		483
61		497
62		556
63		554
64		526
65		448
66		506
67		492

68		491
69		519
70		535
71		551
72		567
73		560
74		518
75		526
76		300

77		498
78		561
79		508
80		489
81		476
82		553
83		543
84		503
85		524

86		391
87		488
88		424
89		474
90		500
91		477
92		490

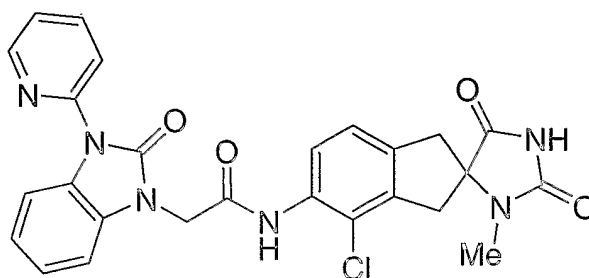
EXAMPLE 93

- 5 6'-Chloro-3-methyl-5'-{[2-(2-oxo-3-pyridin-2-yl-2,3-dihydro-1H-benzimidazol-1-yl)acetyl]amino}-spiro[imidazolidine-4,2'-indane]-2,5-dione, enantiomer B

A mixture of (2-oxo-3-pyridin-2-yl-2,3-dihydro-1*H*-benzimidazol-1-yl)acetic acid (57 mg, 0.211 mmol, described in Intermediate 4), 5'-amino-6'-chloro-3-methyl-spiro[imidazolidine-4,2'-indane]-2,5-dione, enantiomer B (51 mg, 0.192 mmol, described in Intermediate 48), PyBOP (120 mg, 0.230 mmol), and *N,N*-diisopropylethylamine (0.033 mL, 0.192 mmol) was stirred in DMF (1 mL) at 50 °C for 18 h. The crude mixture was purified directly by HPLC using a reversed phase C18 column and eluting with a gradient of H₂O:CH₃CN:CF₃CO₂H – 90:10:0.1 to 5:95:0.1. Lyophilization provided the title compound as a white solid. MS: *m/z* = 517 (*M* + 1). HRMS: *m/z* = 517.1383; calculated *m/z* = 517.1386 for C₂₆H₂₂ClN₆O₄.

10

EXAMPLE 94

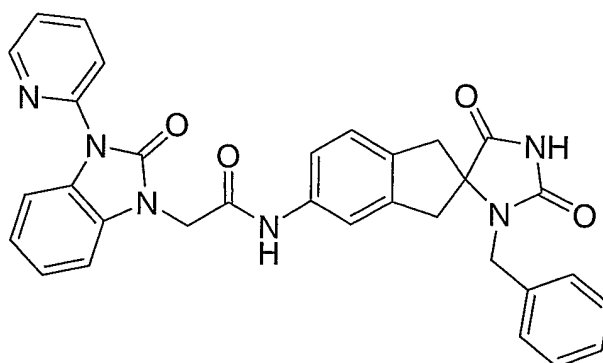


4'-Chloro-3-methyl-5'-{[2-(2-oxo-3-pyridin-2-yl-2,3-dihydro-1*H*-benzimidazol-1-yl)acetyl]amino}-spiro[imidazolidine-4,2'-indane]-2,5-dione, enantiomer B

15

Essentially following the procedures described for Example 93, but using 5'-amino-4'-chloro-3-methyl-spiro[imidazolidine-4,2'-indane]-2,5-dione, enantiomer B, (described in Intermediate 49) in place of 5'-amino-6'-chloro-3-methyl-spiro[imidazolidine-4,2'-indane]-2,5-dione, enantiomer B, the title compound was obtained. MS: *m/z* = 517 (*M* + 1). HRMS: *m/z* = 517.1381; calculated *m/z* = 517.1386 for C₂₆H₂₂ClN₆O₄.

20

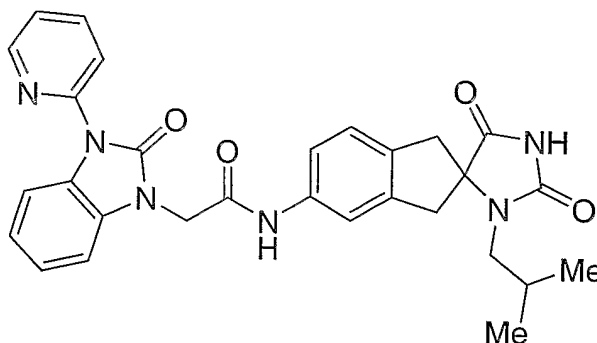
EXAMPLE 95

(±)-3-Benzyl-5'--[2-(2-oxo-3-pyridin-2-yl-2,3-dihydro-1H-benzimidazol-1-yl)acetyl]amino}-
spiro[imidazolidine-4,2'-indane]-2,5-dione

5

Essentially following the procedures described for Example 1, but using Intermediate 4 in place of 3-chlorobenzoic acid, and Intermediate 50 in place of Intermediate 2 the title compound was obtained. MS: $m/z = 559$ ($M + 1$). HRMS: $m/z = 559.2080$; calculated $m/z = 559.2089$ for $C_{32}H_{27}N_6O_4$.

10

EXAMPLE 96

(±)-3-(2-Methylprop-1-yl)-5'--[2-(2-oxo-3-pyridin-2-yl-2,3-dihydro-1H-benzimidazol-1-
yl)acetyl]amino}-spiro[imidazolidine-4,2'-indane]-2,5-dione

15

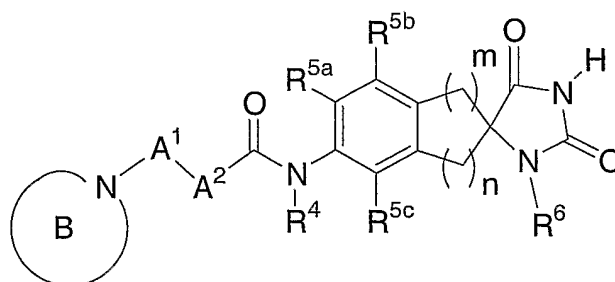
Essentially following the procedures described for Example 1, but using Intermediate 4 in place of 3-chlorobenzoic acid, and Intermediate 51 in place of Intermediate 2

the title compound was obtained. MS: $m/z = 525$ ($M + 1$). HRMS: $m/z = 525.2248$; calculated $m/z = 525.2245$ for $C_{29}H_{29}N_6O_4$.

5 While the invention has been described and illustrated with reference to certain
particular embodiments thereof, those skilled in the art will appreciate that various adaptations,
changes, modifications, substitutions, deletions, or additions of procedures and protocols may be
made without departing from the spirit and scope of the invention. For example, effective
dosages other than the particular dosages as set forth herein above may be applicable as a
10 consequence of variations in responsiveness of the mammal being treated for any of the
indications with the compounds of the invention indicated above.

WHAT IS CLAIMED IS:

1. A compound of the formula I:

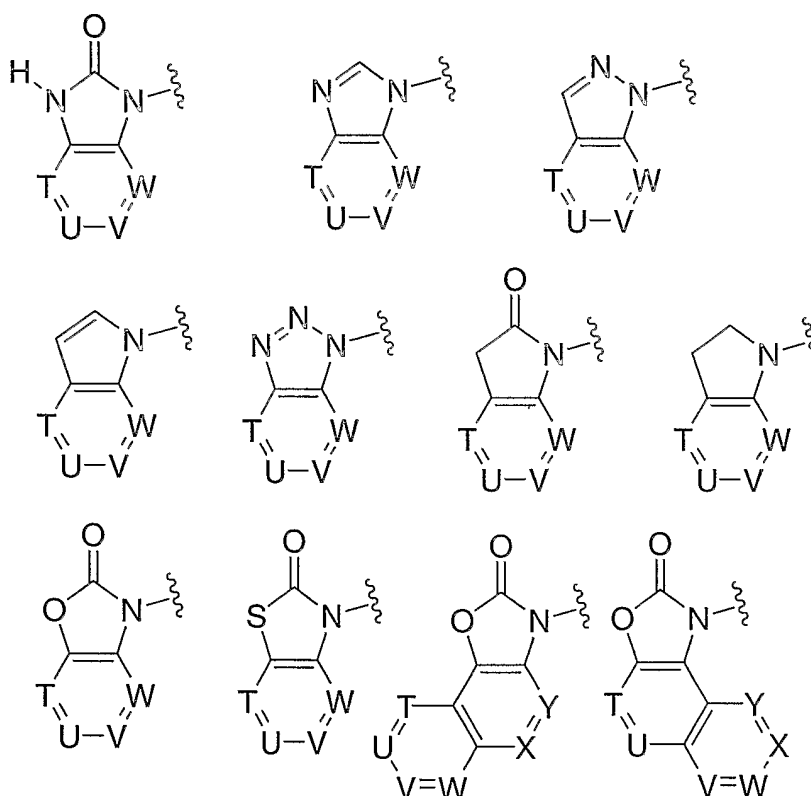


5

I

wherein:

B is a bicyclic heterocycle selected from the group consisting of:



where T, U, V, W, X and Y are each independently a carbon atom or a nitrogen atom
 wherein no more than two of T, U, V and W, and no more than three of T, U, V, W, X
 and Y, are a nitrogen atom,

10

where B is unsubstituted or substituted with 1-5 substituents where the substituents are independently selected from R¹, R², R^{3a} and R^{3b}, wherein

R¹, R², R^{3a} and R^{3b} are independently selected from:

(1) -C₁₋₆alkyl, which is unsubstituted or substituted with 1-7 substituents where the substituents are independently selected from:

- (a) halo,
- (b) hydroxy,
- (c) -O-C₁₋₆alkyl,
- (d) -C₃₋₆cycloalkyl,
- (e) phenyl or heterocycle, wherein heterocycle is selected from: pyridyl, pyrimidinyl, pyrazinyl, pyridazinyl, piperidinyl, piperazinyl, pyrrolidinyl, thienyl, or morpholinyl,

which is unsubstituted or substituted with 1-5 substituents where the substituents are independently selected from:

- (i) -C₁₋₆alkyl,
- (ii) -O-C₁₋₆alkyl,
- (iii) halo,
- (iv) hydroxy,
- (v) trifluoromethyl, and
- (vi) -OCF₃,
- (f) -CO₂R⁹, wherein R⁹ is independently selected from:
 - (i) hydrogen,
 - (ii) -C₁₋₆alkyl, which is unsubstituted or substituted with 1-6 fluoro,
 - (iii) -C₃₋₆cycloalkyl,
 - (iv) benzyl, and
 - (v) phenyl,
- (g) -NR¹⁰R¹¹, wherein R¹⁰ and R¹¹ are independently selected from:

- (i) hydrogen,
- (ii) -C₁₋₆alkyl, which is unsubstituted or substituted with 1-6 fluoro,
- (iii) -C₅₋₆cycloalkyl,
- (iv) benzyl,
- (v) phenyl,
- (vi) -COR⁹, and

- (vii) $-\text{SO}_2\text{R}^{12}$,
- (h) $-\text{SO}_2\text{R}^{12}$, wherein R^{12} is independently selected from:
- (i) $-\text{C}_{1-6}\text{alkyl}$, which is unsubstituted or substituted with 1-6 fluoro,
- (ii) $-\text{C}_{5-6}\text{cycloalkyl}$,
- (iii) benzyl, and
- (iv) phenyl,
- (i) $-\text{CONR}^{10a}\text{R}^{11a}$, wherein R^{10a} and R^{11a} are independently selected from:
- (i) hydrogen,
- (ii) $-\text{C}_{1-6}\text{alkyl}$, which is unsubstituted or substituted with 1-6 fluoro,
- (iii) $-\text{C}_{5-6}\text{cycloalkyl}$,
- (iv) benzyl,
- (v) phenyl,
- or where R^{10a} and R^{11a} may be joined together to form a ring selected from azetidiny, pyrrolidiny, piperidiny, piperaziny, or morpholiny, which is unsubstituted or substituted with 1-5 substituents where the substituents are independently selected from:
- (I) $-\text{C}_{1-6}\text{alkyl}$
- (II) $-\text{O}-\text{C}_{1-6}\text{alkyl}$
- (III) halo
- (IV) hydroxy
- (V) phenyl, and
- (VI) benzyl,
- (j) trifluoromethyl,
- (k) $-\text{OCO}_2\text{R}^9$,
- (l) $-(\text{NR}^{10a})\text{CO}_2\text{R}^9$,
- (m) $-\text{O}(\text{CO})\text{NR}^{10a}\text{R}^{11a}$,
- (n) $-(\text{NR}^9)(\text{CO})\text{NR}^{10a}\text{R}^{11a}$, and
- (o) $-\text{O}-\text{C}_{3-6}\text{cycloalkyl}$,
- (2) $-\text{C}_{3-6}\text{cycloalkyl}$, which is unsubstituted or substituted with 1-7 substituents where the substituents are independently selected from:
- (a) halo,
- (b) hydroxy,
- (c) $-\text{O}-\text{C}_{1-6}\text{alkyl}$,

- (d) trifluoromethyl,
- (e) phenyl, which is unsubstituted or substituted with 1-5 substituents where the substituents are independently selected from:
- (i) -C₁₋₆alkyl,
- (ii) -O-C₁₋₆alkyl,
- (iii) halo,
- (iv) hydroxy, and
- (v) trifluoromethyl,
- (3) phenyl or heterocycle, wherein heterocycle is selected from: pyridyl, pyrimidinyl, pyrazinyl, thienyl, pyridazinyl, pyrrolidinyl, azetidiny, thiazolyl, isothiazolyl, oxazolyl, isoxazolyl, imidazolyl, triazolyl, tetrazolyl, azepinyl, benzimidazolyl, benzopyranyl, benzofuryl, benzothiazolyl, benzoxazolyl, chromanyl, furyl, imidazoliny, indoliny, indolyl, quinoliny, isoquinoliny, tetrahydroquinoliny, isoindoliny, tetrahydroisoquinoliny, 2-oxopiperazinyl, 2-oxopiperidinyl, 2-oxopyrrolidinyl, pyrazolidinyl, pyrazolyl, pyrrolyl, quinazoliny, tetrahydrofuryl, thiazoliny, puriny, naphthyridiny, quinoxaliny, 1,3-dioxolany, oxadiazolyl, piperidinyl, tetrahydropyranyl, tetrahydrothienyl, tetrahydrothiopyranyl, and morpholiny, which is unsubstituted or substituted with 1-5 substituents where the substituents are independently selected from:
- (a) -C₁₋₆alkyl, which is unsubstituted or substituted with 1-6 fluoro,
- (b) halo,
- (c) hydroxy,
- (d) -O-C₁₋₆alkyl, which is unsubstituted or substituted with 1-6 fluoro,
- (e) -C₃₋₆cycloalkyl,
- (f) phenyl or heterocycle, wherein heterocycle is selected from: pyridyl, pyrimidinyl, pyrazinyl, thienyl, or morpholiny, which is unsubstituted or substituted with 1-5 substituents where the substituents are independently selected from:
- (i) -C₁₋₆alkyl,
- (ii) -O-C₁₋₆alkyl,
- (iii) halo,
- (iv) hydroxy, and
- (v) trifluoromethyl,
- (g) -CO₂R⁹,

- (h) $-(CO)R^9$,
 (i) $-NR^{10}R^{11}$,
 (j) $-CONR^{10}R^{11}$,
 (k) oxo
 5 (l) $-SR^{12}$,
 (m) $-S(O)R^{12}$, and
 (n) $-SO_2R^{12}$,
 (4) halo,
 (5) oxo,
 10 (6) hydroxy,
 (7) $-O-C_1-6alkyl$, which is unsubstituted or substituted with 1-5 halo,
 (8) $-CN$,
 (9) $-CO_2R^9$,
 (10) $-NR^{10}R^{11}$,
 15 (11) $-SO_2R^{12}$,
 (12) $-CONR^{10a}R^{11a}$,
 (13) $-OCO_2R^9$,
 (14) $-(NR^{10a})CO_2R^9$,
 (15) $-O(CO)NR^{10a}R^{11a}$,
 20 (16) $-(NR^9)(CO)NR^{10a}R^{11a}$,
 (17) $-(CO)-(CO)NR^{10a}R^{11a}$, and
 (18) $-(CO)-(CO)OR^9$;
 or where R^{3a} and R^{3b} and the carbon atom(s) to which they are attached may be joined
 25 together to form a ring selected from cyclobutyl, cyclopentyl, cyclohexyl,
 cyclopentenyl, cyclohexenyl, azetidiny, pyrrolidinyl, piperidinyl,
 tetrahydrofuranyl, tetrahydropyranyl, furanyl, dihydrofuranyl, dihydropyranyl,
 thienyl, dihydrothienyl, tetrahydrothienyl, dihydrothiopyranyl,
 tetrahydrothiopyranyl or piperazinyl, which is unsubstituted or substituted with 1-
 5 substituents where the substituents are independently selected from:
 30 (a) $-C_1-6alkyl$, which is unsubstituted or substituted with 1-3 substituents
 where the substituents are independently selected from:
 (i) halo,
 (ii) hydroxy,
 (iii) $-O-C_1-6alkyl$,

- (iv) -C₃₋₆cycloalkyl,
- (v) phenyl or heterocycle, wherein heterocycle is selected from: pyridyl, pyrimidinyl, pyrazinyl, pyridazinyl, piperidinyl, piperazinyl, pyrrolidinyl, thienyl, or morpholinyl, which is unsubstituted or substituted with 1-5 substituents where the substituents are independently selected from:
- (I) -C₁₋₆alkyl,
- (II) -O-C₁₋₆alkyl,
- (III) halo,
- (IV) hydroxy,
- (V) trifluoromethyl, and
- (VI) -OCF₃,
- (vi) -CO₂R⁹,
- (vii) -NR¹⁰R¹¹,
- (viii) -SO₂R¹²,
- (ix) -CONR^{10a}R^{11a}, and
- (x) -(NR^{10a})CO₂R⁹,
- (b) phenyl or heterocycle, wherein heterocycle is selected from: pyridyl, pyrimidinyl, pyrazinyl, thienyl, pyridazinyl, pyrrolidinyl, azetidiny, piperidinyl and morpholinyl, which is unsubstituted or substituted with 1-3 substituents where the substituents are independently selected from:
- (i) -C₁₋₆alkyl, which is unsubstituted or substituted with 1-6 fluoro,
- (ii) halo,
- (iii) hydroxy,
- (iv) -O-C₁₋₆alkyl, which is unsubstituted or substituted with 1-6 fluoro, and
- (v) -C₃₋₆cycloalkyl,
- (c) halo,
- (d) -SO₂R¹²,
- (e) hydroxy,
- (f) -O-C₁₋₆alkyl, which is unsubstituted or substituted with 1-5 halo,
- (g) -CN,
- (h) -COR¹²,
- (i) -NR¹⁰R¹¹,

- (j) -CONR^{10a}R^{11a},
- (k) -CO₂R⁹,
- (l) -(NR^{10a})CO₂R⁹,
- (m) -O(CO)NR^{10a}R^{11a},
- (n) -(NR⁹)(CO)NR^{10a}R^{11a}, and
- (o) oxo;

A¹ and A² are independently selected from:

- (1) a bond,
- (2) -CR¹³R¹⁴-, wherein R¹³ and R¹⁴ are independently selected from:
 - (a) hydrogen,
 - (b) C₁₋₆ alkyl, which is unsubstituted or substituted with 1-6 fluoro, and
 - (c) hydroxy,
 or wherein one of A¹ and A² is absent;

R⁴ is selected from:

- (1) hydrogen,
- (2) C₁₋₆ alkyl, which is unsubstituted or substituted with 1-6 fluoro,
- (3) C₅₋₆ cycloalkyl,
- (4) benzyl, and
- (5) phenyl;

R^{5a}, R^{5b} and R^{5c} are independently selected from:

- (1) hydrogen,
- (2) C₁₋₆ alkyl,
- (3) -O-C₁₋₆alkyl,
- (4) -OCF₃,
- (5) trifluoromethyl,
- (6) halo,
- (7) hydroxy, and
- (8) -CN;

R⁶ is selected from:

- (1) hydrogen,

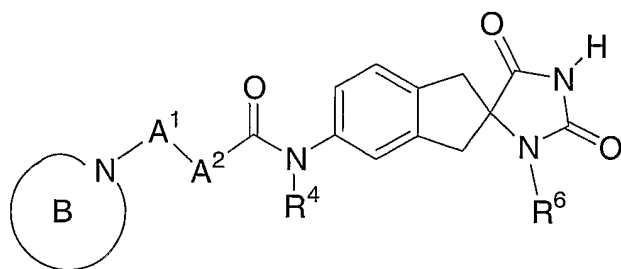
- (2) -C₁₋₆alkyl or -C₃₋₆cycloalkyl which are unsubstituted or substituted with 1-7 substituents where the substituents are independently selected from:
- (a) halo,
 - (b) hydroxy,
 - (c) -O-C₁₋₆alkyl,
 - (d) -C₃₋₆cycloalkyl,
 - (e) phenyl, which is unsubstituted or substituted with 1-5 substituents where the substituents are independently selected from:
 - (i) -C₁₋₆alkyl,
 - (ii) -O-C₁₋₆alkyl,
 - (iii) halo,
 - (iv) hydroxy, and
 - (v) trifluoromethyl,
 - (f) -CO₂R⁹,
 - (g) -NR¹⁰R¹¹,
 - (h) -CONR¹⁰R¹¹,
 - (i) -SO₂R¹², and
 - (j) trifluoromethyl
- (3) phenyl or heterocycle, wherein heterocycle is selected from: pyridyl, pyrimidinyl, pyrazinyl, thienyl, or morpholinyl, which is unsubstituted or substituted with 1-5 substituents where the substituents are independently selected from:
- (a) -C₁₋₆alkyl,
 - (b) -O-C₁₋₆alkyl,
 - (c) halo,
 - (d) hydroxy, and
 - (e) trifluoromethyl;

m is 1 or 2;

n is 1 or 2;

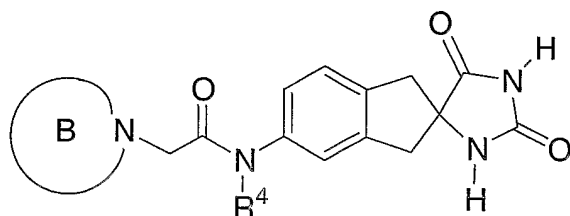
and pharmaceutically acceptable salts thereof and individual enantiomers and diastereomers thereof.

2. The compound of Claim 1 of the formula:



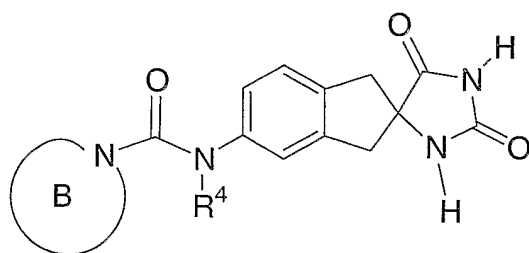
and pharmaceutically acceptable salts thereof and individual enantiomers and diastereomers thereof.

- 5 3. The compound of Claim 1 of the formula:



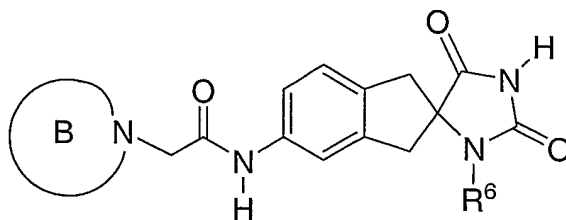
and pharmaceutically acceptable salts thereof and individual enantiomers and diastereomers thereof.

- 10 4. The compound of Claim 1 of the formula:



and pharmaceutically acceptable salts thereof and individual enantiomers and diastereomers thereof.

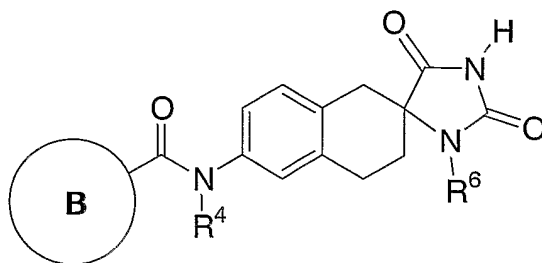
- 15 5. The compound of Claim 1 of the formula:



and pharmaceutically acceptable salts thereof and individual enantiomers and diastereomers thereof.

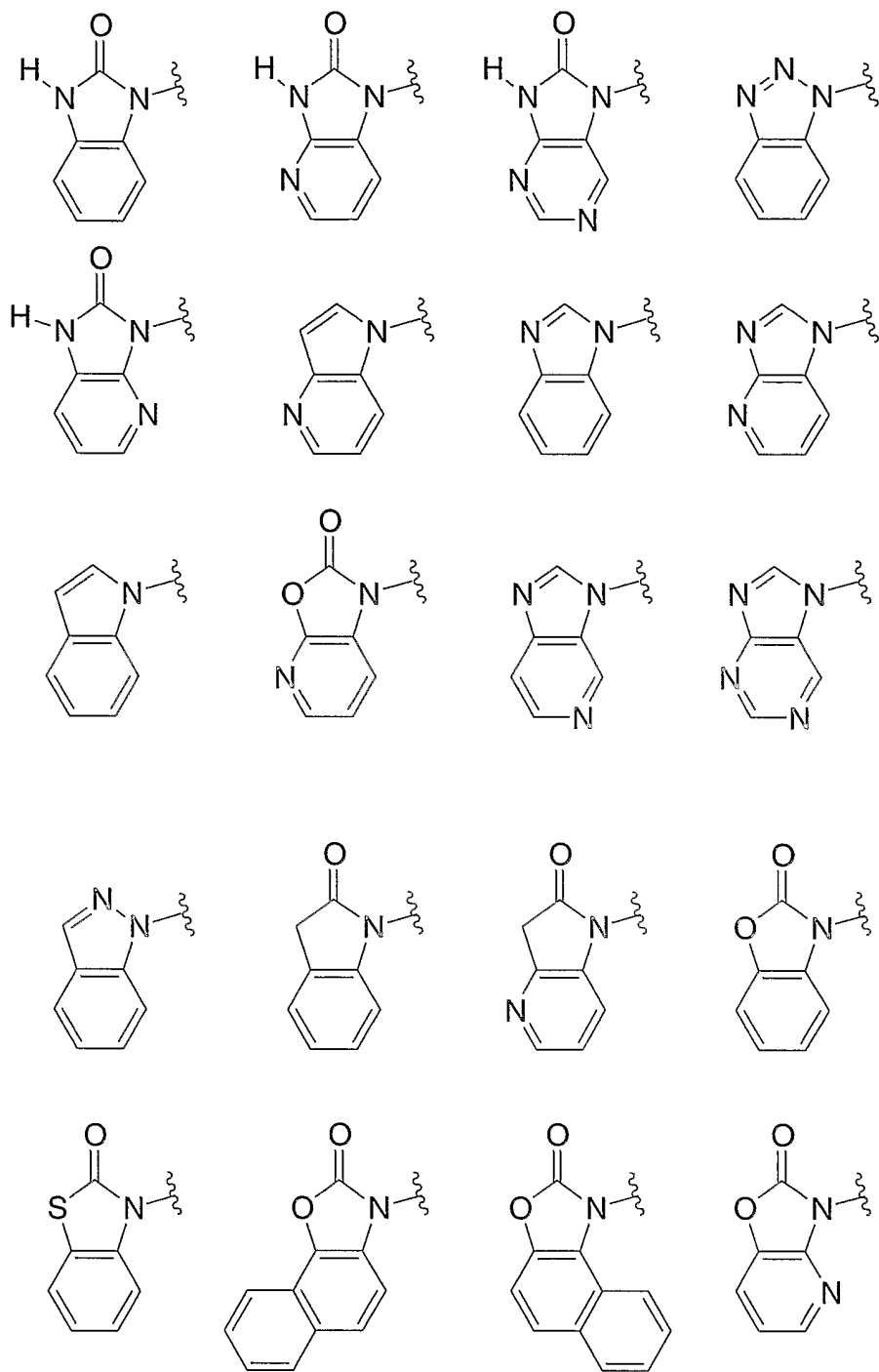
5

6. The compound of Claim 1 of the formula:



and pharmaceutically acceptable salts thereof and individual enantiomers and diastereomers thereof.

7. The compound of Claim 1, wherein B is selected from:



unsubstituted or substituted with 1-5 substituents selected from R¹, R², R^{3a} and R^{3b},

and pharmaceutically acceptable salts thereof and individual enantiomers and diastereomers thereof.

8. The compound of Claim 1, wherein B is selected from benzimidazolyl, 2-oxobenzoxazolynyl, 2-oxobenzimidazolynyl, indolyl, 2-oxoindolynyl, 2-oxobenzothiazolynyl, 1,3-dihydro-2*H*-imidazo[4,5-*b*]pyridine-2-one, naphtho[2,1-*d*][1,3]oxazolin-2(3*H*)-one and naphtho[1,2-*d*][1,3]oxazolin-2(1*H*)-one.

9. The compound of Claim 1, wherein R¹, R², R^{3a} and R^{3b} are independently selected from:

(1) -C₁₋₆alkyl, which is unsubstituted or substituted with 1-5 substituents where the substituents are independently selected from:

(a) fluoro,
(b) phenyl or heterocycle, wherein heterocycle is selected from: pyridyl, pyrimidinyl, pyrazinyl, pyridazinyl, piperidinyl, piperazinyl, pyrrolidinyl, thienyl, or morpholinyl,

(c) -CO₂R⁹, wherein R⁹ is independently selected from:

(i) hydrogen, and
(ii) -C₁₋₆alkyl,

(d) -CONR^{10a}R^{11a}, wherein R^{10a} and R^{11a} are independently selected from:

(i) hydrogen, and
(ii) -C₁₋₆alkyl,

or where R^{10a} and R^{11a} may be joined together to form a ring selected from azetidynyl, pyrrolidinyl, piperidinyl, piperazinyl, and morpholinyl, and

(e) -O-C₃₋₆cycloalkyl,

(2) phenyl or heterocycle, wherein heterocycle is selected from: pyridyl, pyrimidinyl, pyrazinyl, thienyl, pyridazinyl, pyrrolidinyl, thiazolyl, isothiazolyl, 2-oxopyrrolidinyl, tetrahydrofuryl, piperidinyl, tetrahydrothienyl, or tetrahydrothiopyranyl, which is unsubstituted or substituted with 1-5 substituents where the substituents are independently selected from:

(a) -C₁₋₆alkyl, which is unsubstituted or substituted with 1-3 fluoro

(b) halo,

- (c) $-\text{CO}_2\text{R}^9$, wherein R^9 is selected from:
- (i) hydrogen,
 - (ii) $-\text{C}_{1-4}\text{alkyl}$, and
 - (iii) $-\text{C}_{3-6}\text{cycloalkyl}$,
- 5 (d) $-(\text{CO})\text{R}^9$,
- (e) $-\text{CONR}^{10}\text{aR}^{11}\text{a}$, wherein R^{10}a and R^{11}a are independently selected from:
- (i) hydrogen, and
 - (ii) $-\text{C}_{1-6}\text{alkyl}$,
- 10 or where R^{10}a and R^{11}a may be joined together to form a ring selected from azetidiny, pyrrolidinyl, piperidinyl, piperazinyl, and morpholinyl,
- (f) $-\text{O}-\text{C}_{1-6}\text{alkyl}$, which is unsubstituted or substituted with 1-3 fluoro,
- (g) hydroxy,
- (h) oxo,
- 15 (i) $-\text{S}-\text{C}_{1-4}\text{alkyl}$,
- (j) $-\text{S}(\text{O})-\text{C}_{1-4}\text{alkyl}$, and
- (k) $-\text{SO}_2-\text{C}_{1-4}\text{alkyl}$,
- (3) halo,
- (4) hydroxy,
- 20 (5) $-\text{O}-\text{C}_{1-6}\text{alkyl}$, which is unsubstituted or substituted with 1-3 fluoro,
- (6) $-\text{NH}_2$,
- (7) $-\text{C}_{3-6}\text{cycloalkyl}$,
- (8) $-(\text{CO})-(\text{CO})\text{NR}^{10}\text{aR}^{11}\text{a}$, wherein R^{10}a and R^{11}a are independently selected from:
- 25 (a) hydrogen, and
- (b) $-\text{C}_{1-6}\text{alkyl}$, and
- (9) $-\text{CN}$.
10. The compound of Claim 1, wherein R^1 and R^2 are independently selected
- 30 from:
- (1) $-\text{C}_{1-4}\text{alkyl}$, which is unsubstituted or substituted with 1-5 substituents where the substituents are independently selected from:
- (a) fluoro,
 - (b) phenyl,

- (c) $-\text{CO}_2\text{R}^9$, wherein R^9 is independently selected from:
- (i) hydrogen, and
 - (ii) $-\text{C}_{1-4}\text{alkyl}$,
- (d) $-\text{CONR}^{10a}\text{R}^{11a}$, wherein R^{10a} and R^{11a} are independently selected from:
- (i) hydrogen, and
 - (ii) $-\text{C}_{1-4}\text{alkyl}$,
- or where R^{10a} and R^{11a} may be joined together to form a ring selected from azetidiny, pyrrolidinyl, piperidinyl, piperazinyl, and morpholinyl, and
- (e) $-\text{O}-\text{C}_{3-6}\text{cycloalkyl}$,
- (2) phenyl or heterocycle, wherein heterocycle is selected from: pyridyl, pyrimidinyl, pyrazinyl, thienyl, pyridazinyl, pyrrolidinyl, thiazolyl, tetrahydrofuryl, piperidinyl, or tetrahydrothienyl, which is unsubstituted or substituted with 1-5 substituents where the substituents are independently selected from:
- (a) $-\text{C}_{1-4}\text{alkyl}$, which is unsubstituted or substituted with 1-3 fluoro
 - (b) halo,
 - (c) $-\text{CO}_2\text{R}^9$, wherein R^9 is selected from:
 - (i) hydrogen,
 - (ii) $-\text{C}_{1-4}\text{alkyl}$, and
 - (iii) $-\text{C}_{3-6}\text{cycloalkyl}$,
 - (d) $-(\text{CO})\text{R}^9$,
 - (e) $-\text{CONR}^{10a}\text{R}^{11a}$, wherein R^{10a} and R^{11a} are independently selected from:
 - (i) hydrogen, and
 - (ii) $-\text{C}_{1-4}\text{alkyl}$,
 - (f) $-\text{O}-\text{C}_{1-4}\text{alkyl}$, which is unsubstituted or substituted with 1-3 fluoro,
 - (g) hydroxy,
 - (h) oxo
 - (i) $-\text{S}-\text{C}_{1-4}\text{alkyl}$,
 - (j) $-\text{S}(\text{O})-\text{C}_{1-4}\text{alkyl}$, and
 - (k) $-\text{SO}_2-\text{C}_{1-4}\text{alkyl}$,
- (3) halo,
- (4) hydroxy,

- (5) -O-C₁₋₄alkyl, which is unsubstituted or substituted with 1-3 fluoro,
(6) -NH₂,
(7) -C₃₋₆cycloalkyl,
(8) -(CO)-(CO)NR^{10a}R^{11a}, wherein R^{10a} and R^{11a} are independently selected
5 from:
(a) hydrogen, and
(b) -C₁₋₄alkyl, and
(9) -CN.

10 11. The compound of Claim 1, wherein R^{3a} and R^{3b} and the carbon atom(s) to which they are attached are joined together to form a ring selected from piperidinyl, cyclohexenyl, cyclohexyl and pyrrolidinyl, which is unsubstituted or substituted with 1-3 substituents independently selected from:

- (a) -C₁₋₆alkyl, which is unsubstituted or substituted with 1-3 substituents
15 independently selected from:
(i) halo, and
(ii) phenyl,
(b) phenyl or heterocycle, wherein heterocycle is selected from: pyridyl, pyrimidinyl and pyrazinyl,
20 (c) -CO₂R⁹, wherein R⁹ is selected from:
(i) hydrogen, and
(ii) -C₁₋₄alkyl.

25 12. The compound of Claim 1, wherein R^{3a} and R^{3b} and the carbon atom(s) to which they are attached are joined together to form a piperidine ring, which is unsubstituted or substituted with 1-3 substituents where the substituents are independently selected from:

- (a) -C₁₋₆alkyl, which is unsubstituted or substituted with 1-3 substituents
where the substituents are independently selected from:
(i) fluoro, and
30 (ii) phenyl,
(b) -CO₂-C₁₋₄alkyl.

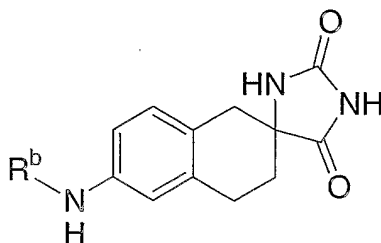
13. The compound of Claim 1, wherein R⁴ is selected from: hydrogen and -C₁₋₆alkyl, which is unsubstituted or substituted with fluoro.

14. The compound of Claim 1, wherein R^{5a} , R^{5b} and R^{5c} are independently selected from hydrogen, C_{1-6} alkyl and halo.

15. The compound of Claim 1, wherein R^6 is selected from:

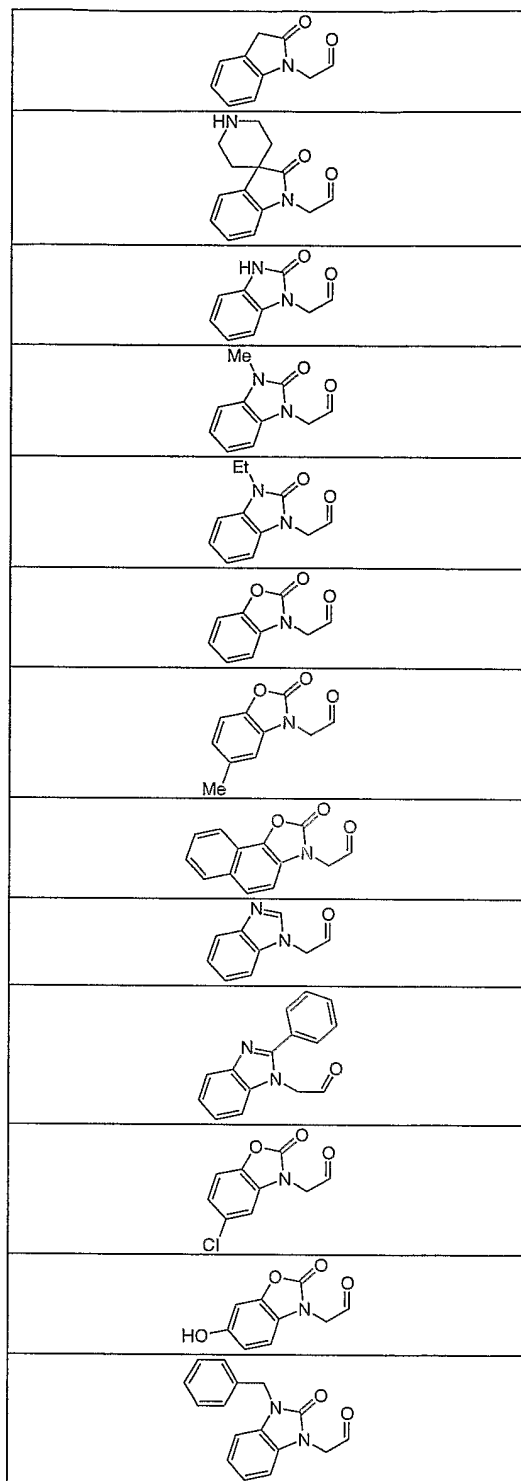
- (1) hydrogen,
- (2) $-C_{1-4}$ alkyl which is unsubstituted or substituted with 1-5 substituents where the substituents are independently selected from:
 - (a) halo,
 - (b) hydroxy,
 - (c) $-C_{3-6}$ cycloalkyl, and
 - (d) phenyl, and
- (3) phenyl or heterocycle, wherein heterocycle is selected from: pyridyl, pyrimidinyl, or pyrazinyl.

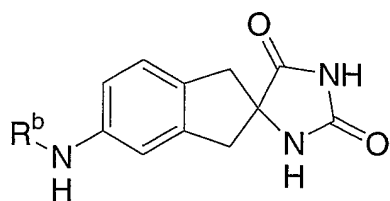
16. A compound of the formula:



wherein R^b is selected from:

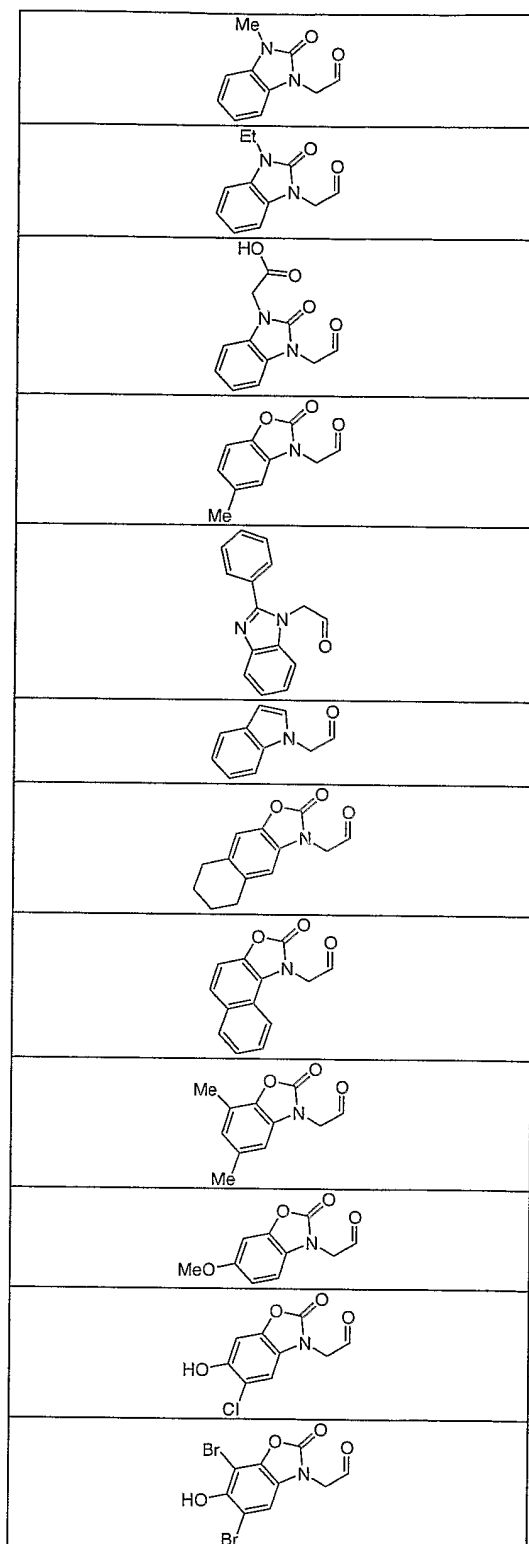
R^b

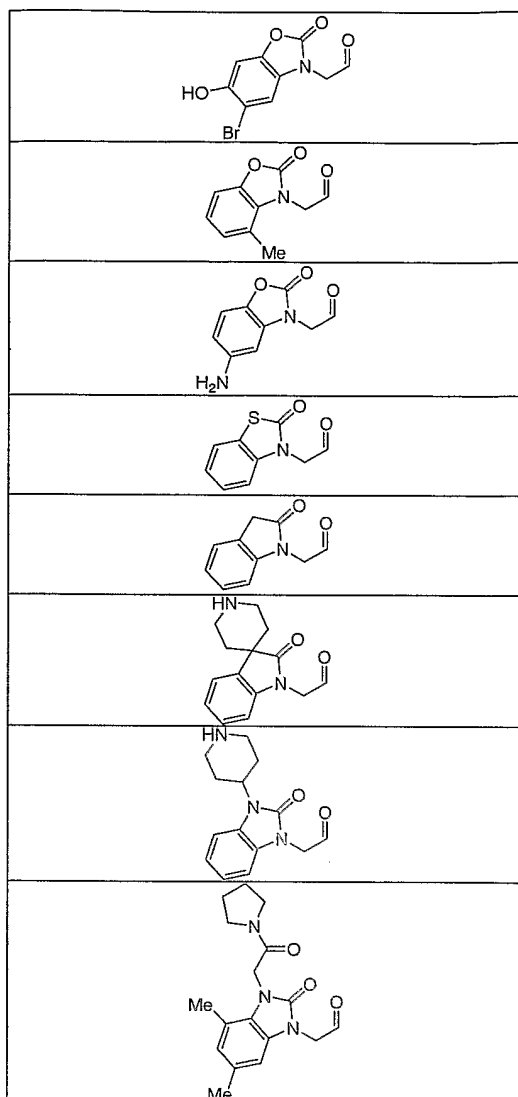




wherein R^b is selected from:

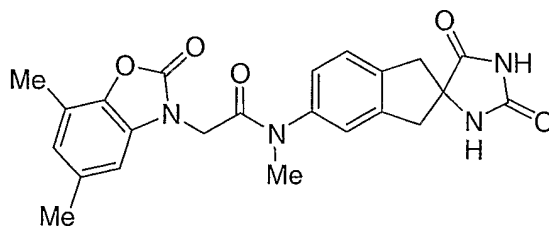
R^b
<p>Chemical structure of R^b: 2-(2-fluorophenyl)-1,3-dioxol-4-ylidene-1,3-dioxane-5-carboxamide.</p>
<p>Chemical structure of R^b: 2-(2,6-dimethylphenyl)-1,3-dioxol-4-ylidene-1,3-dioxane-5-carboxamide.</p>
<p>Chemical structure of R^b: 2-phenyl-1,3-dioxol-4-ylidene-1,3-dioxane-5-carboxamide.</p>
<p>Chemical structure of R^b: 2-(4-chlorophenyl)-1,3-dioxol-4-ylidene-1,3-dioxane-5-carboxamide.</p>
<p>Chemical structure of R^b: 2-(1H-imidazol-2-yl)-1,3-dioxol-4-ylidene-1,3-dioxane-5-carboxamide.</p>
<p>Chemical structure of R^b: 2-(2-methoxyphenyl)-1,3-dioxol-4-ylidene-1,3-dioxane-5-carboxamide.</p>
<p>Chemical structure of R^b: 2-(2-methoxyphenyl)-1,3-dioxol-4-ylidene-1,3-dioxane-5-carboxamide.</p>
<p>Chemical structure of R^b: 2-(2-methoxyphenyl)-1,3-dioxol-4-ylidene-1,3-dioxane-5-carboxamide.</p>
<p>Chemical structure of R^b: 2-(2-methoxyphenyl)-1,3-dioxol-4-ylidene-1,3-dioxane-5-carboxamide.</p>
<p>Chemical structure of R^b: 2-(2-methoxyphenyl)-1,3-dioxol-4-ylidene-1,3-dioxane-5-carboxamide.</p>
<p>Chemical structure of R^b: 2-(2-methoxyphenyl)-1,3-dioxol-4-ylidene-1,3-dioxane-5-carboxamide.</p>
<p>Chemical structure of R^b: 2-(2-methoxyphenyl)-1,3-dioxol-4-ylidene-1,3-dioxane-5-carboxamide.</p>





and pharmaceutically acceptable salts thereof and individual enantiomers and diastereomers thereof.

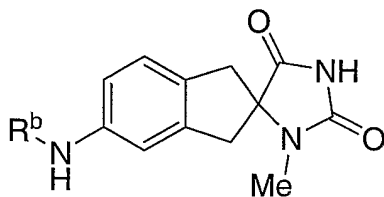
- 5 19. The compound of the formula:



and pharmaceutically acceptable salts thereof and individual enantiomers and diastereomers thereof.

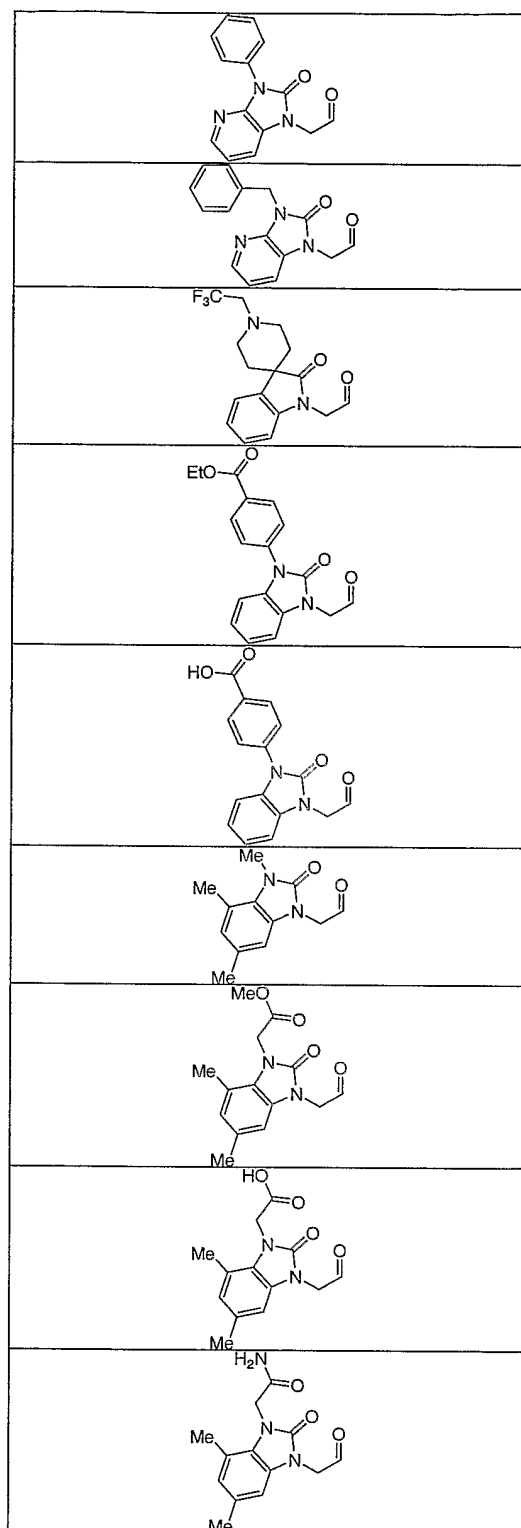
20. A compound of the formula:

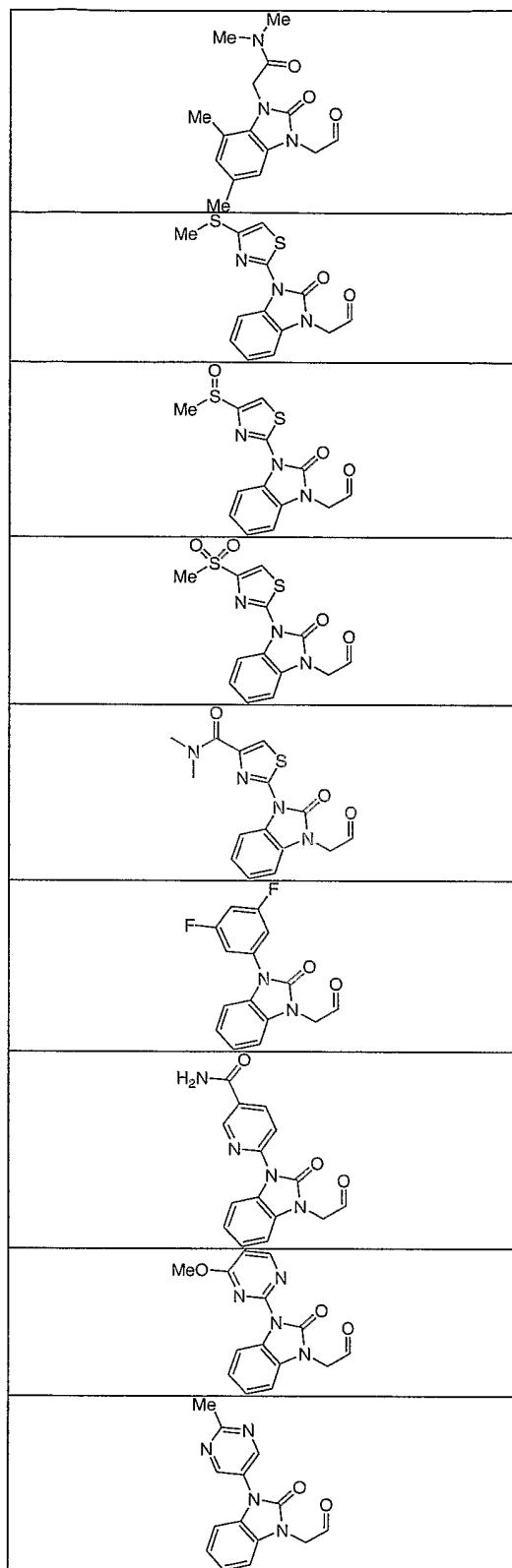
5

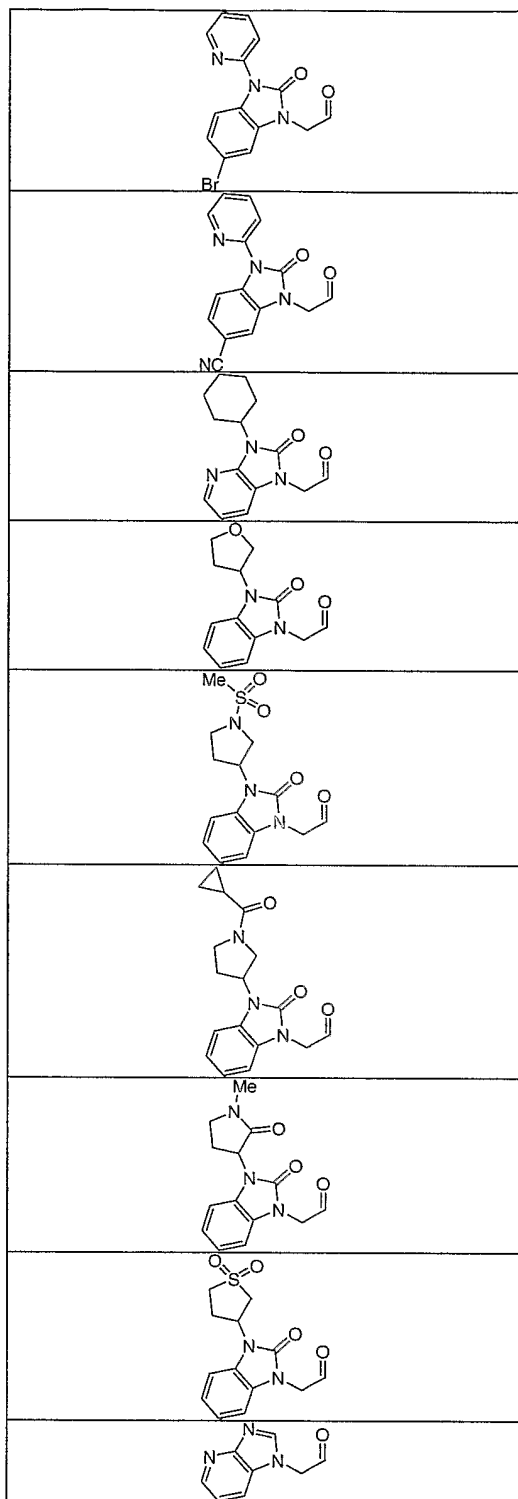


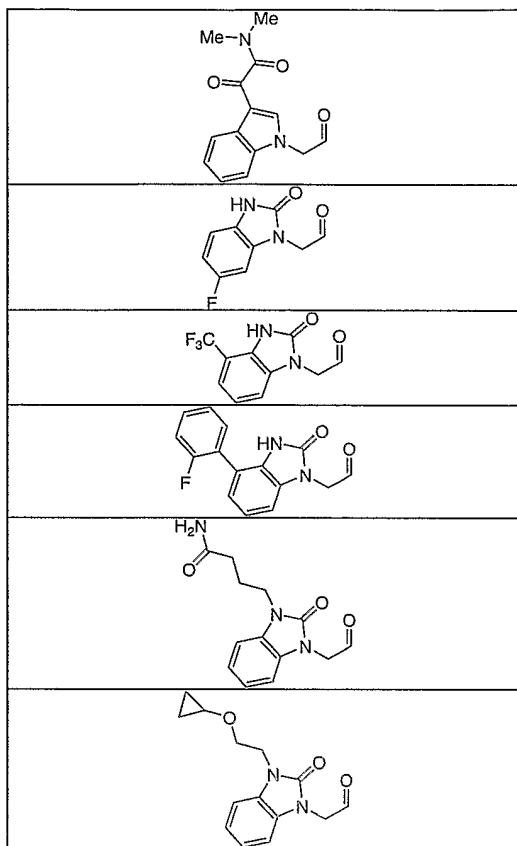
wherein R^b is selected from:

R ^b
<p>Chemical structure of R^b: A benzene ring attached to a piperidine ring, which is further attached to a carbonyl group (C=O) and an NH group.</p>
<p>Chemical structure of R^b: A benzene ring attached to a pyridine ring, which is further attached to a carbonyl group (C=O) and an NH group.</p>
<p>Chemical structure of R^b: A benzene ring attached to a pyrimidine ring, which is further attached to a carbonyl group (C=O) and an NH group.</p>
<p>Chemical structure of R^b: A benzene ring attached to a thiazole ring, which is further attached to a carbonyl group (C=O) and an NH group.</p>
<p>Chemical structure of R^b: A benzene ring attached to a pyrazole ring, which is further attached to a carbonyl group (C=O) and an NH group.</p>
<p>Chemical structure of R^b: A benzene ring attached to a thiophene ring, which is further attached to a carbonyl group (C=O) and an NH group.</p>
<p>Chemical structure of R^b: A benzene ring attached to an imidazole ring, which is further attached to a carbonyl group (C=O) and an NH group.</p>





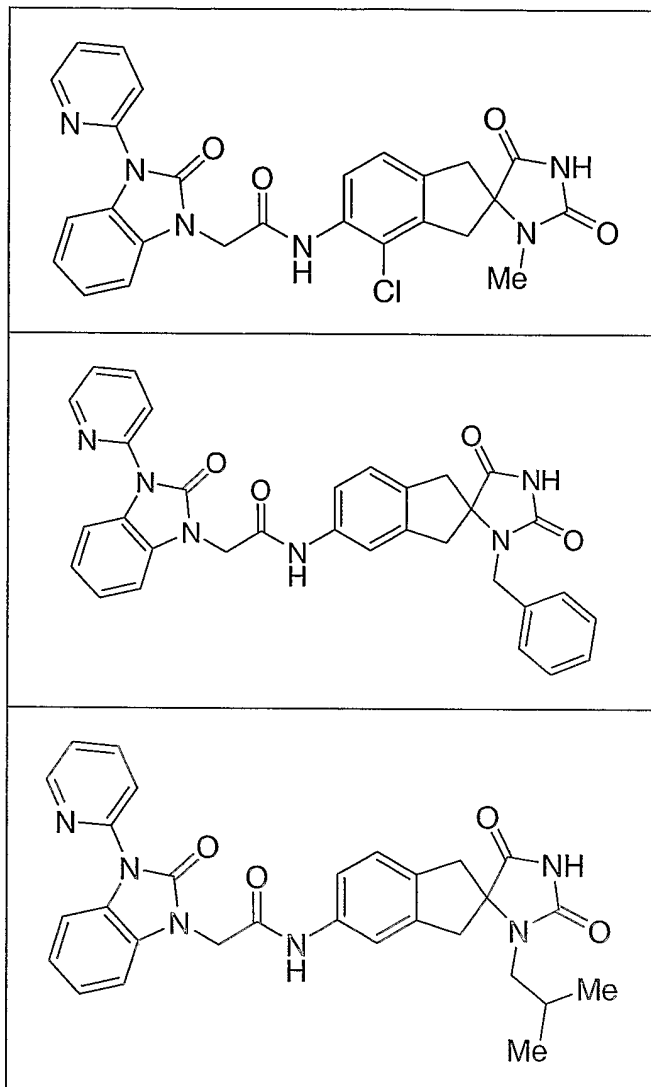




and pharmaceutically acceptable salts thereof and individual enantiomers and diastereomers thereof.

5

21. A compound selected from:



and pharmaceutically acceptable salts thereof and individual enantiomers and diastereomers thereof.

5

22. A pharmaceutical composition which comprises an inert carrier and the
5 compound of Claim 1.

23. The use of the compound of Claim 1 for the preparation of a medicament
useful in the treatment of headache, migraine or cluster headache.