



US00D413431S

United States Patent [19]
Allender

[11] **Patent Number: Des. 413,431**
[45] **Date of Patent: ** Sep. 7, 1999**

[54] **SEWING NEEDLE**

[76] Inventor: **Herbert E Allender**, 5929 Marilyn Dr.,
Knoxville, Tenn. 37914

[**] Term: **14 Years**

[21] Appl. No.: **29/093,092**

[22] Filed: **Sep. 3, 1998**

[51] **LOC (6) Cl.** **02-07**

[52] **U.S. Cl.** **D3/28**

[58] **Field of Search** D3/18, 20, 23,
D3/24, 26, 28; 66/117, 116, 118; 223/102,
106, 107, 109 R

[56] **References Cited**

U.S. PATENT DOCUMENTS

90,460	5/1869	Morrall	223/102
D. 386,899	12/1997	Carroll	D3/18
2,721,014	10/1955	Allen	223/102
2,740,568	4/1956	Ostergaard	223/102

Primary Examiner—Louis S. Zarfes
Assistant Examiner—Catherine R. Oliver

[57] **CLAIM**

The ornamental design for a sewing needle, as shown.

DESCRIPTION

FIG. 1 is a front elevational view of the sewing needle of the present invention;

FIG. 2 is a rear elevational view of the sewing needle of FIG. 1;

FIG. 3 is a left side elevational view of the sewing needle of FIG. 1;

FIG. 4 is a right side elevational view of the sewing needle of FIG. 1;

FIG. 5 is a top plan view of the sewing needle of FIG. 1; and, FIG. 6 is a bottom plan view of the sewing needle of FIG. 1.

The needle is shown broken away to indicate indeterminate length.

1 Claim, 2 Drawing Sheets

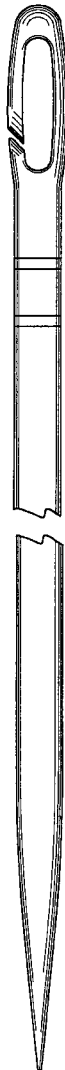


FIG. 1

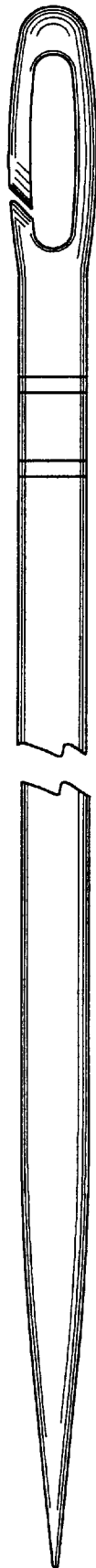


FIG. 2

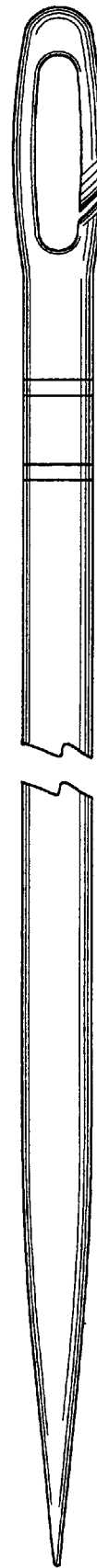


FIG. 3

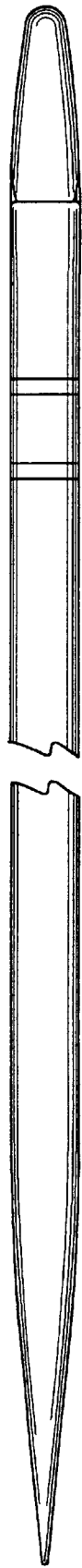


FIG. 4



FIG. 5



FIG. 6

