



US00D769803S

(12) **United States Design Patent** (10) **Patent No.:** **US D769,803 S**
Oraison et al. (45) **Date of Patent:** **** Oct. 25, 2016**

(54) **TIRE TREAD**

(71) Applicants: **Stephane Oraison**, Clermont-Ferrand (FR); **Eddy Baranger**, Clermont-Ferrand (FR)

(72) Inventors: **Stephane Oraison**, Clermont-Ferrand (FR); **Eddy Baranger**, Clermont-Ferrand (FR)

(73) Assignees: **COMPAGNIE GENERALE DES ETABLISSEMENTS MICHELIN** (FR); **MICHELIN RECHERCHE ET TECHNIQUE S.A.** (CH)

(**) Term: **14 Years**

(21) Appl. No.: **29/488,630**

(22) Filed: **Apr. 22, 2014**

(30) **Foreign Application Priority Data**

Oct. 22, 2013 (FR) 13 4591

(51) **LOC (10) Cl.** **12-15**

(52) **U.S. Cl.**
USPC **D12/600**

(58) **Field of Classification Search**
USPC D12/584, 586, 587, 588, 589, 590, 594, D12/599, 600, 601, 602, 603, 604, 605, 900, D12/901
CPC B60C 11/0302; B60C 11/11; B60C 2011/0346; B60C 2011/0365; B60C 2011/0369; B60C 2011/0381; B60C 11/0304; B60C 11/1236; B60C 11/1392; B60C 2011/0341; B60C 2011/0374; Y10S 152/03; Y10S 152/902

See application file for complete search history.

(56) **References Cited**

U.S. PATENT DOCUMENTS

D647,468 S *	10/2011	Weaver	D12/588
D686,145 S *	7/2013	Godin	D12/600
D722,950 S *	2/2015	Compte	D12/600
D735,646 S *	8/2015	Hair, Jr.	D12/594
D739,343 S *	9/2015	Gomez	D12/602

* cited by examiner

Primary Examiner — Manpreet Matharu

Assistant Examiner — Mojtaba Tehrani

(74) *Attorney, Agent, or Firm* — Dickinson Wright PLLC

(57) **CLAIM**

The ornamental design for a tire tread, as shown and described.

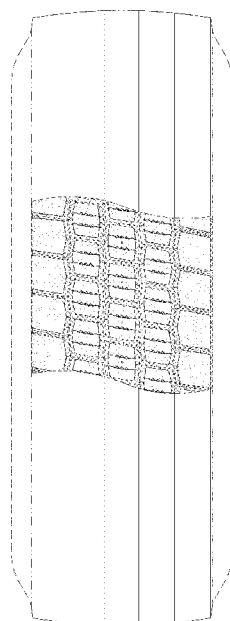
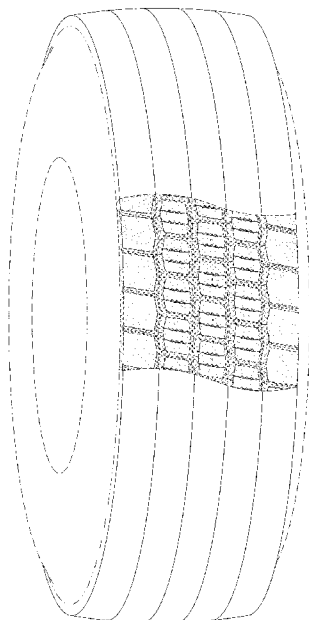
DESCRIPTION

FIG. 1 is a perspective view of the tire tread of our design; FIG. 2 is a front elevation view of the tire tread of our design;

FIG. 3 is a side elevation view of the tire tread of our design; FIG. 4 is a side elevation view of the tire tread of our design, taken from the opposite side shown in FIG. 3; and, FIG. 5 is an enlarged, partial view of FIG. 1.

In the drawings, the broken lines defining the sidewall, inner bead and the unclaimed sidewall depict environmental subject matter that forms no part of the claimed design. The dash-dot lines represent the peripheral boundary between the claimed tire tread and the unclaimed sidewall. The tread pattern is understood to repeat uniformly throughout the circumference of the tire, as shown schematically in solid lines.

1 Claim, 5 Drawing Sheets



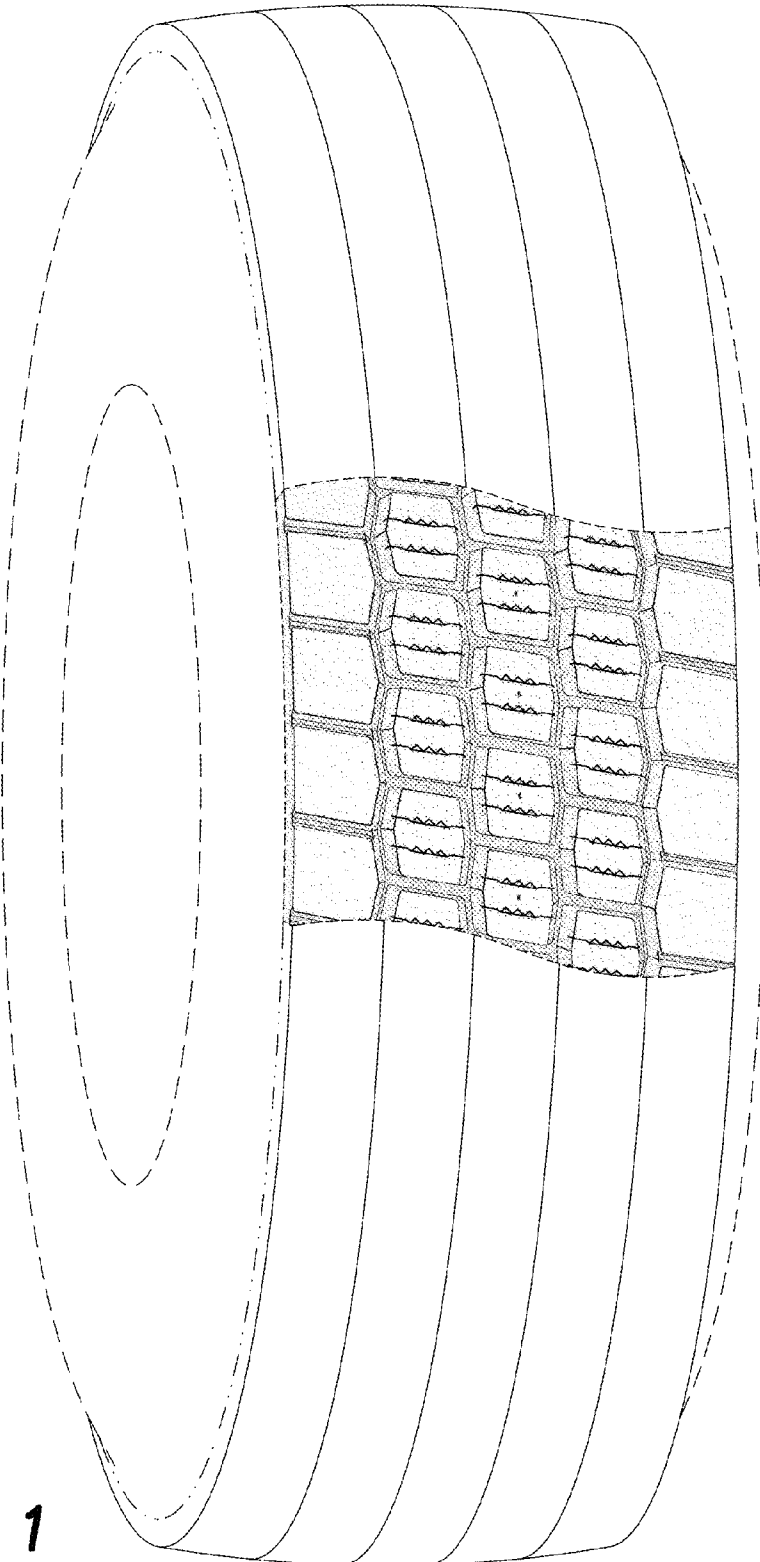


FIG. 1

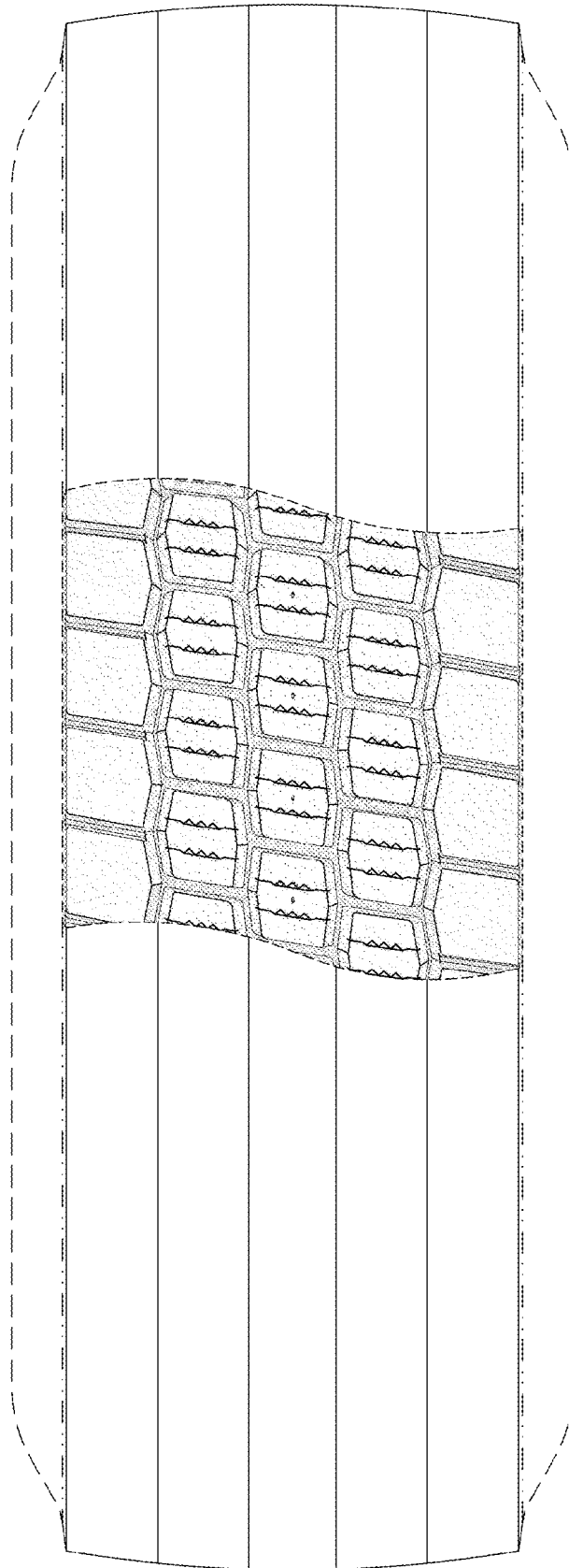


FIG. 2




FIG. 3

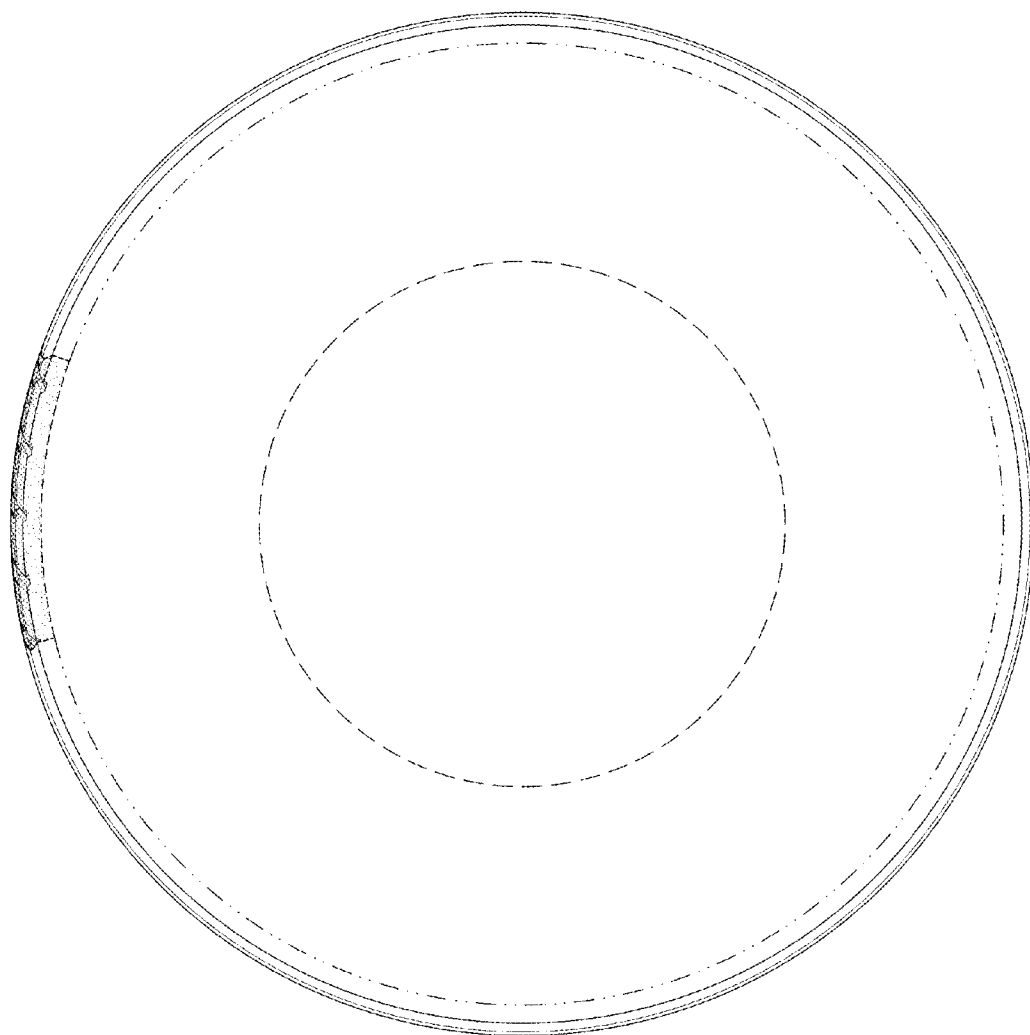


FIG. 4

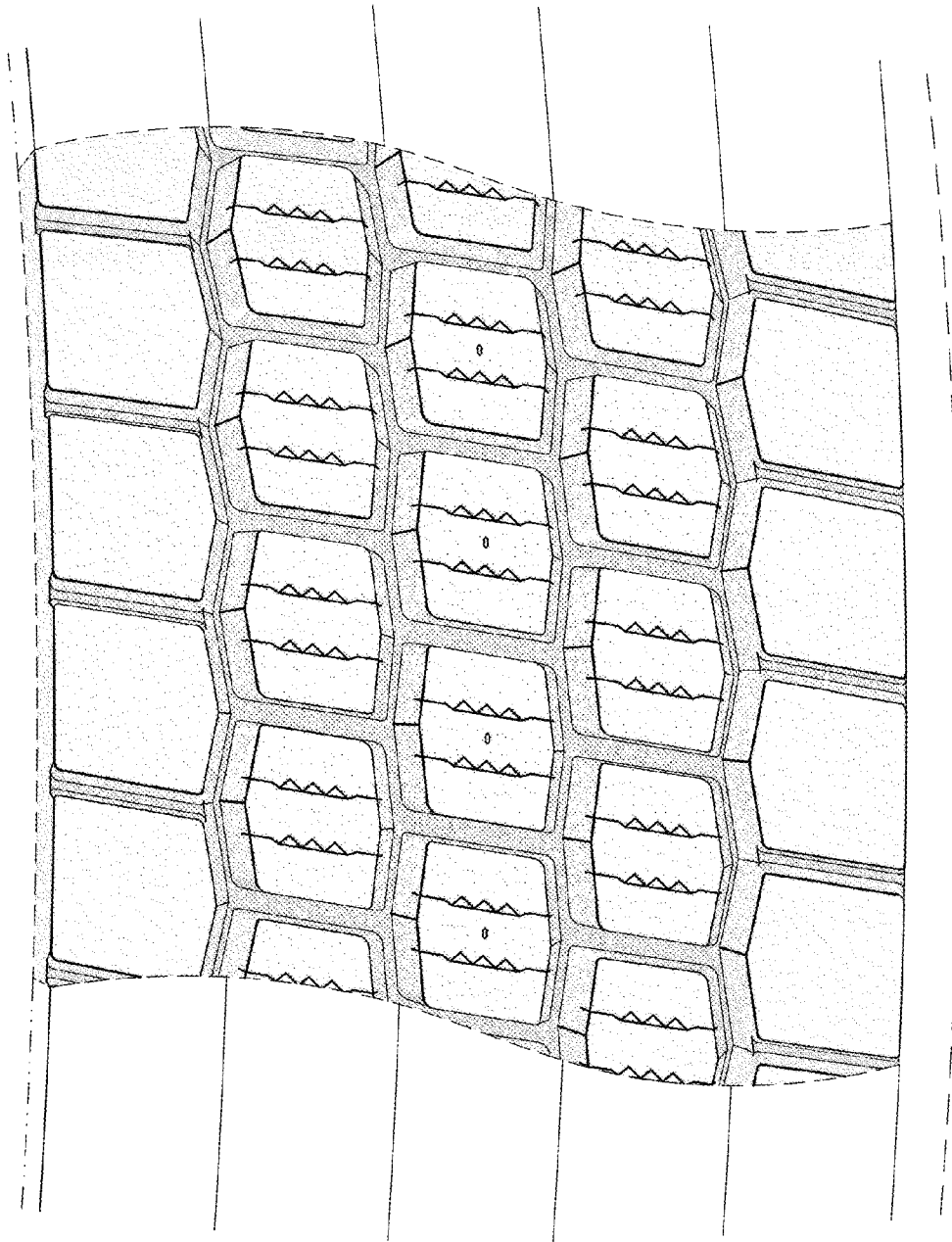


FIG. 5