



US00D677677S

(12) **United States Design Patent**  
**Edwards**

(10) **Patent No.:** **US D677,677 S**

(45) **Date of Patent:** **\*\* Mar. 12, 2013**

(54) **DISPLAY SCREEN WITH ANIMATED GRAPHICAL USER INTERFACE**

(75) Inventor: **Christopher D. Edwards**, Seattle, WA (US)

(73) Assignee: **Microsoft Corporation**, Redmond, WA (US)

(\*\*) Term: **14 Years**

(21) Appl. No.: **29/412,241**

(22) Filed: **Feb. 1, 2012**

(51) **LOC (9) Cl.** ..... **14-04**

(52) **U.S. Cl.** ..... **D14/485**

(58) **Field of Classification Search** ..... D14/485-495;  
715/202, 212, 246, 715, 716, 718, 719, 723,  
715/726, 730, 731, 732, 764, 768, 779, 780,  
715/782, 792, 793, 808, 809, 810, 811, 812,  
715/813, 821, 822, 823, 825, 828, 830, 833,  
715/835, 838, 840, 841, 845, 848, 859, 860,  
715/861, 864, 963, 974, 977

See application file for complete search history.

(56) **References Cited**

**U.S. PATENT DOCUMENTS**

D450,059	S	*	11/2001	Itou	.....	D14/489
D495,339	S	*	8/2004	Gildred	.....	D14/486
D557,276	S	*	12/2007	Mar et al.	.....	D14/487
D565,627	S	*	4/2008	Kase	.....	D16/219

D607,001	S	*	12/2009	Ording	.....	D14/486
D613,299	S	*	4/2010	Owen et al.	.....	D14/486
D614,196	S	*	4/2010	Guntaur et al.	.....	D14/486
D638,025	S	*	5/2011	Saft et al.	.....	D14/486
D643,044	S	*	8/2011	Ording	.....	D14/486
D660,865	S	*	5/2012	Brandel	.....	D14/486
D664,977	S	*	8/2012	Everingham	.....	D14/487
D665,397	S	*	8/2012	Naranjo et al.	.....	D14/486
D670,726	S	*	11/2012	Bitran et al.	.....	D14/487

\* cited by examiner

*Primary Examiner* — Angela J Lee

(74) *Attorney, Agent, or Firm* — Banner & Witcoff, Ltd.

(57) **CLAIM**

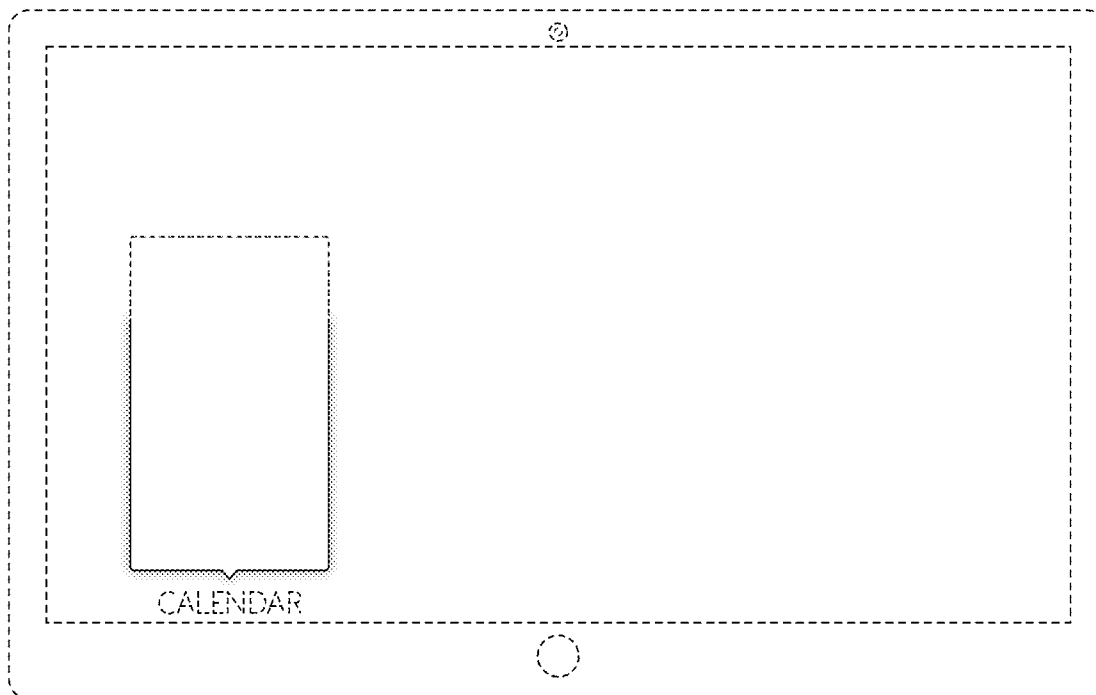
The ornamental design for a display screen with animated graphical user interface, as shown and described.

**DESCRIPTION**

FIG. 1 is the first image in a sequence for a display screen with animated graphical user interface showing the new design; FIG. 2 is the second image thereof; and, FIG. 3 is the third image thereof.

The appearance of the animated user interface sequentially transitions between the images shown in FIGS. 1-3. The process or period in which one image transitions to another forms no part of the claimed design. The broken line showing of the text, the remainder of the user interface, and the remainder of the display screen is for environmental purposes only and forms no part of the claimed design.

**1 Claim, 3 Drawing Sheets**



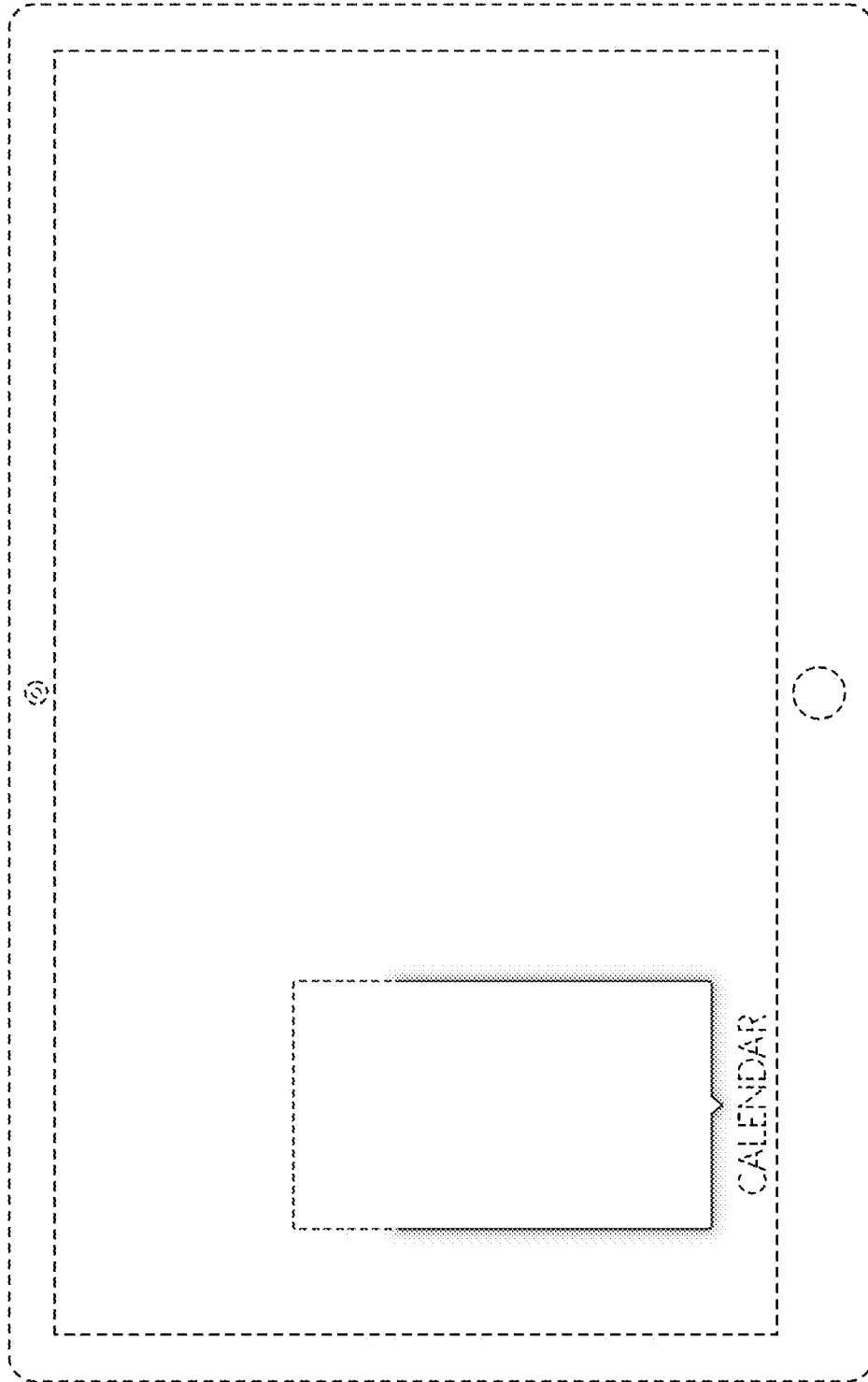


FIG. 1

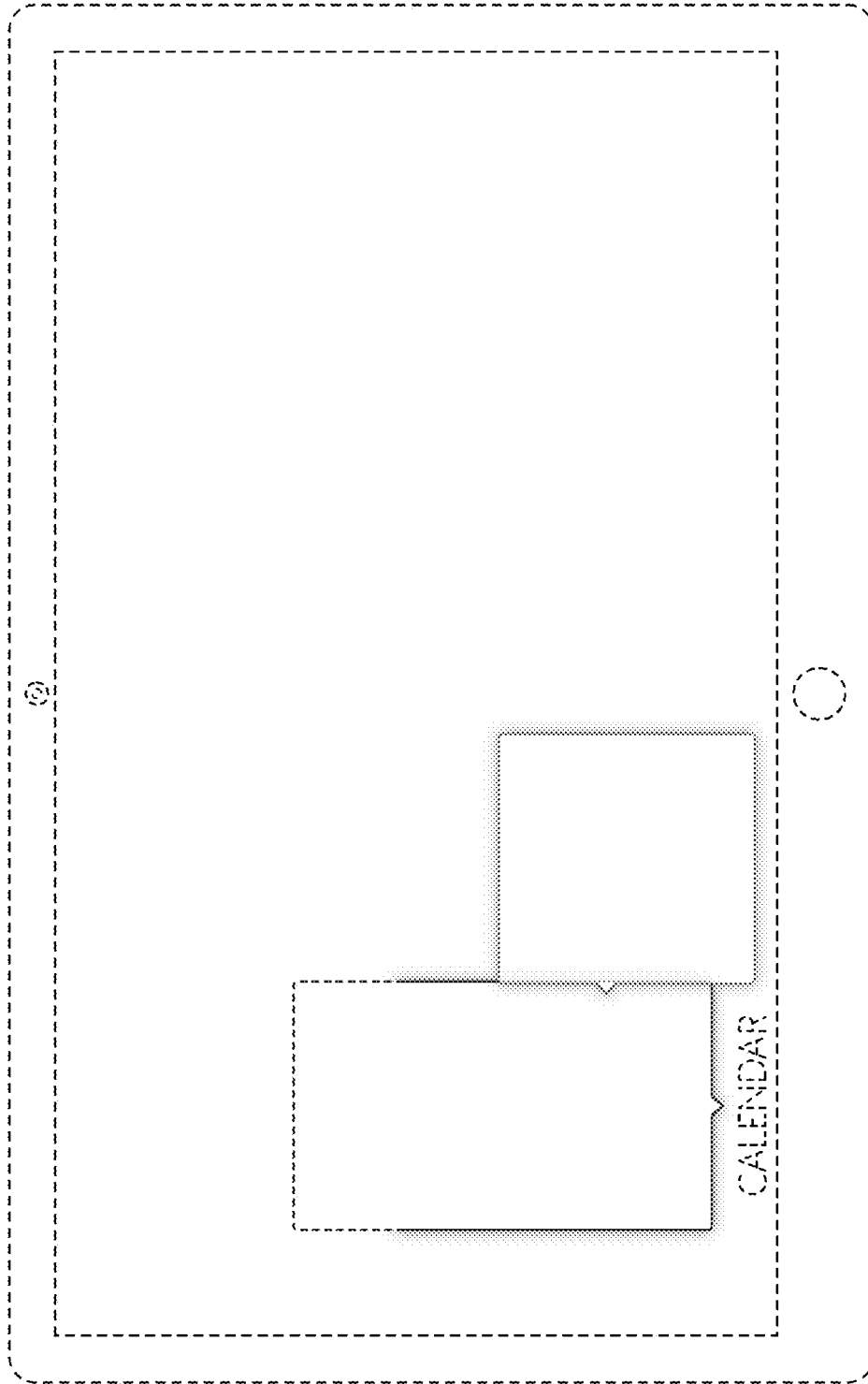


FIG. 2

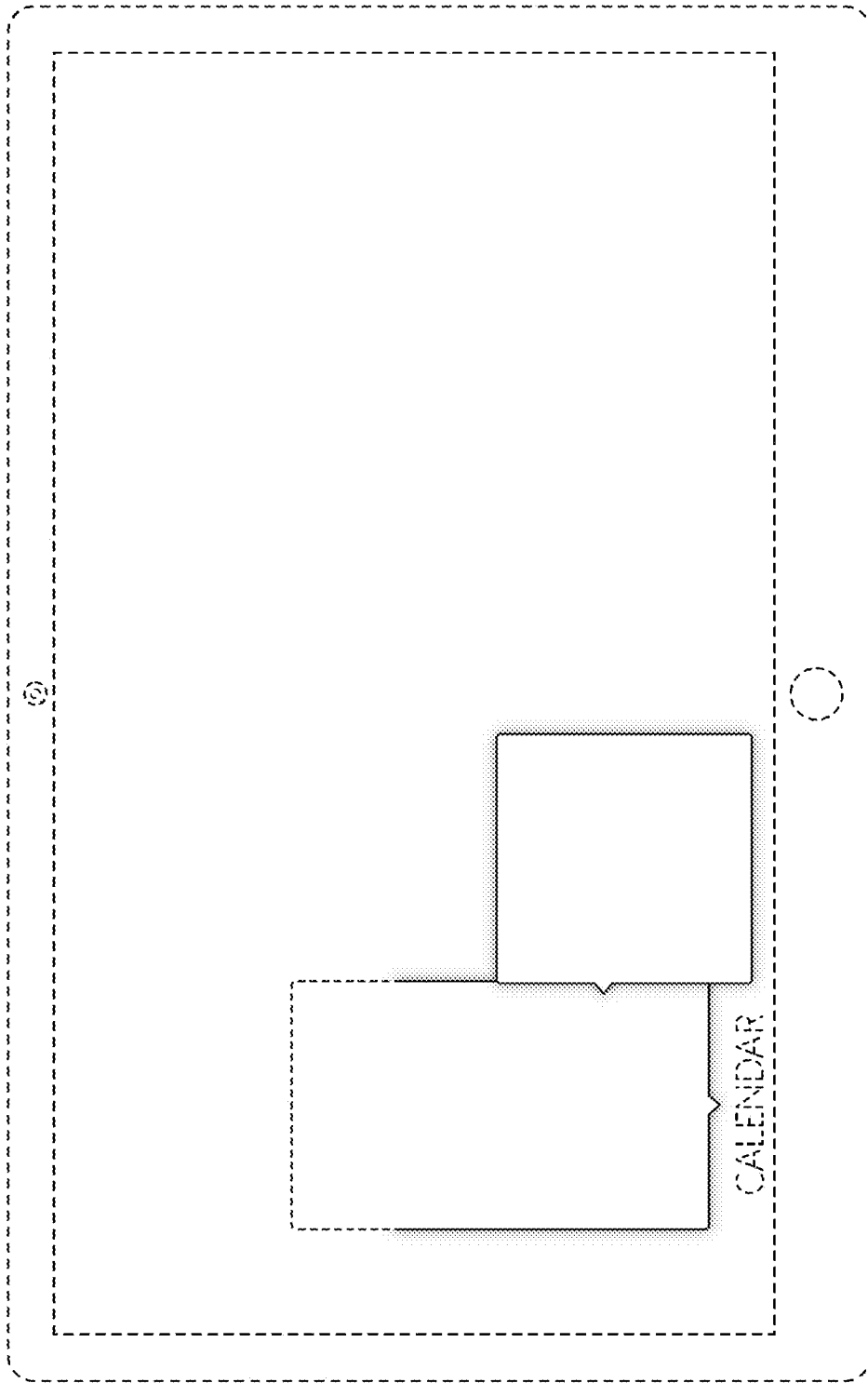


FIG. 3