

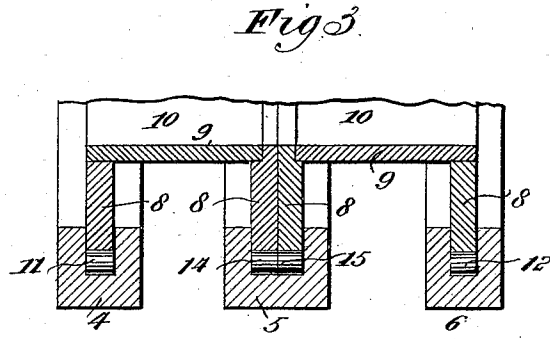
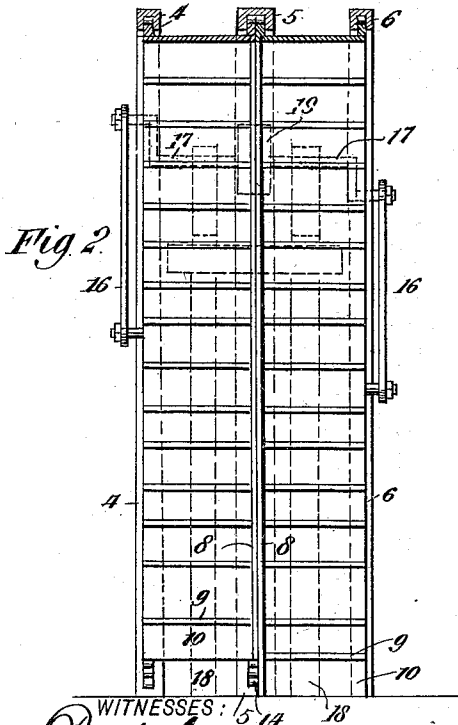
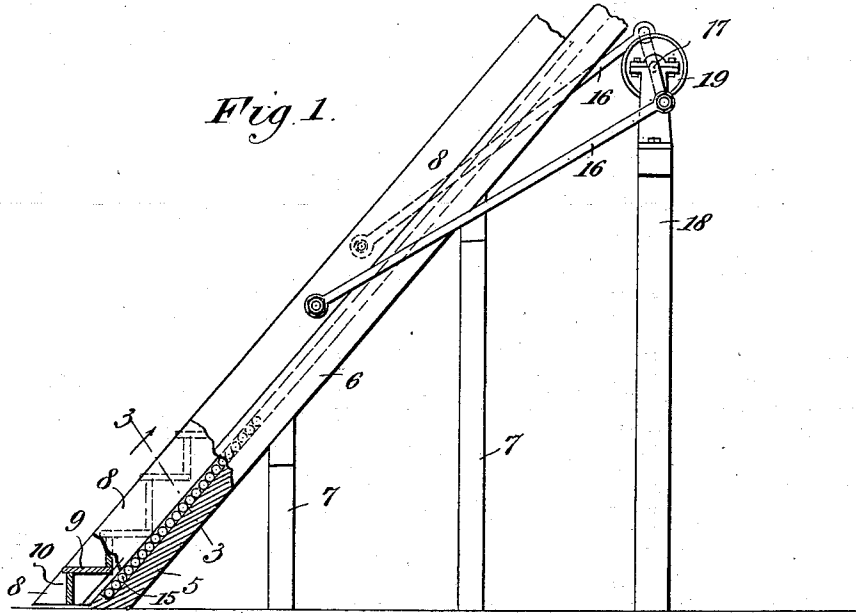
No. 624,405.

Patented May 2, 1899.

G. C. TILYOU.
STAIRWAY.

(Application filed Aug. 27, 1898.)

(No Model.)



WITNESSES: 15 14 18
Paul J. Owens.
Isaac B. Owens.

INVENTOR
G. C. Tilyou.
BY *Mumford*
ATTORNEYS.

UNITED STATES PATENT OFFICE.

GEORGE C. TILYOU, OF NEW YORK, N. Y.

STAIRWAY.

SPECIFICATION forming part of Letters Patent No. 624,405, dated May 2, 1899.

Application filed August 27, 1898. Serial No. 689,701. (No model.)

To all whom it may concern:

Be it known that I, GEORGE C. TILYOU, of the city of New York, (Coney Island,) borough of Brooklyn, in the county of Kings and State of New York, have invented a new and Improved Stairway, of which the following is a full, clear, and exact description.

This invention relates to a stairway constructed in two longitudinally-slidable inclined sections arranged snugly against each other and provided with means by which they may be driven simultaneously in parallel lines and in opposite directions, thus causing great confusion for a person seeking to ascend or descend the stairway.

The purpose of the invention is to provide a source of amusement to persons using the stairway.

This specification is the disclosure of one form of my invention, while the claims define the actual scope of the invention.

Reference is to be had to the accompanying drawings, forming a part of this specification, in which similar characters of reference indicate corresponding parts in all the figures.

Figure 1 is a side elevation of the invention with parts broken away. Fig. 2 is a front view thereof with parts in section, and Fig. 3 is an enlarged detail section on the line 3 3 of Fig. 1.

The stairway is mounted in three channels, (designated 4, 5, and 6, respectively,) such channels being rigidly supported in inclined position by means of staging 7.

The two sections of the stairway proper are each formed of two stringers 8, on which the treads 9 and risers 10 are mounted in the usual manner. The two sections of the stairway are arranged with the inner stringers 8 bearing immediately against each other, the engaging surfaces being lubricated to permit free sliding of the parts and also to permit the two stringers referred to to be placed in close contact with each other, so that the liability of articles of apparel becoming caught between the said stringers is avoided. The two outer stringers 8 are respectively fitted to slide in the channels 4 and 6 and are supported on antifriction-rollers 11 and 12, while

the two engaged or inner stringers 8 are both fitted to slide in the channel 5 and are supported, respectively, on antifriction-rollers 14 and 15. With the parts thus arranged the two sections of the stair may be reciprocated simultaneously and in opposite directions, and a person standing with one foot on each section may by properly treading from one section to the other be carried to the top of the stair without any further exertion, or a person at the top of the stair may be carried to the foot. It will require, however, a considerable agility and alertness on the part of the person performing this passage, and unless this alertness is exercised great confusion will result. It is thus that my invention furnishes a very effective source of interest and amusement. To further increase the difficulty of ascending and descending the stairs, I construct the sections with risers of varying heights, so that the calculation of distances will be rendered very difficult. Owing to the arrangement of the sections with the inner stringers 8 in immediate engagement, it is impossible for persons to entangle their clothes between the sections, and thus injure the clothes or themselves.

The means for driving the sections of the stair are preferably two pitmen 16, respectively connected with the sections and with the cranks of a double crank-shaft 17, mounted in bearings held by staging 18 and having a driving-pulley 19, by which rotary movement may be imparted thereto. Upon the revolution of the shaft 17 the pitmen 16 are given an oppositely reciprocal movement, which is imparted to the sections of the stairway. The shaft 19 may be driven by power from any suitable source.

Having thus described my invention, I claim as new and desire to secure by Letters Patent—

1. In a stairway, the combination of three stationary channels arranged in parallelism with each other, and two stair-sections each having two stringers and also treads and risers attached to the stringers, the stair-sections being arranged with the two inner stringers immediately engaged with each other and fit-

ted to slide in the middle channel, and the two outer stringers being respectively fitted to slide in the outer channels.

2. A stairway having a bed or support held
5 stationary in an inclined position, and two stair-sections mounted snugly side by side, the stair-sections being capable of reciprocating simultaneously on the bed and in opposite directions.

GEORGE C. TILYOU.

Witnesses:

JNO. M. RITTER,

ISAAC B. OWENS.