

(19) World Intellectual Property Organization  
International Bureau



(43) International Publication Date  
1 December 2011 (01.12.2011)

PCT

(10) International Publication Number  
**WO 2011/150277 A2**

(51) International Patent Classification:  
*C12Q 1/68* (2006.01)

(21) International Application Number:  
PCT/US2011/038238

(22) International Filing Date:  
26 May 2011 (26.05.2011)

(25) Filing Language: English

(26) Publication Language: English

(30) Priority Data:  
61/349,791 28 May 2010 (28.05.2010) US  
61/352,197 7 June 2010 (07.06.2010) US

(71) Applicant (for all designated States except US): **LIFE TECHNOLOGIES CORPORATION** [US/US]; C/O Intellevate, P.O. Box 52050, Minneapolis, Minnesota 55402 (US).

(72) Inventors; and

(75) Inventors/Applicants (for US only): **MA, Zhaochun** [CN/US]; 1091 Blair Avenue, Sunnyvale, California 94087 (US). **MULLAH, K., Bashar** [US/US]; 32804 Regents Boulevard, Union City, California 94587 (US). **EASON, Robert G.** [US/US]; 18439 Las Cumbres Road, Los Gatos, California 95033 (US).

(74) Agent: **POLIZOTTO, Renee, S.**; Life Technologies Corporation, c/o Intellevate, P.O. Box 52050, Minneapolis, MN 55402 (US).

(81) Designated States (unless otherwise indicated, for every kind of national protection available): AE, AG, AL, AM, AO, AT, AU, AZ, BA, BB, BG, BH, BR, BW, BY, BZ, CA, CH, CL, CN, CO, CR, CU, CZ, DE, DK, DM, DO, DZ, EC, EE, EG, ES, FI, GB, GD, GE, GH, GM, GT, HN, HR, HU, ID, IL, IN, IS, JP, KE, KG, KM, KN, KP, KR, KZ, LA, LC, LK, LR, LS, LT, LU, LY, MA, MD, ME, MG, MK, MN, MW, MX, MY, MZ, NA, NG, NI, NO, NZ, OM, PE, PG, PH, PL, PT, RO, RS, RU, SC, SD, SE, SG, SK, SL, SM, ST, SV, SY, TH, TJ, TM, TN, TR, TT, TZ, UA, UG, US, UZ, VC, VN, ZA, ZM, ZW.

(84) Designated States (unless otherwise indicated, for every kind of regional protection available): ARIPO (BW, GH, GM, KE, LR, LS, MW, MZ, NA, SD, SL, SZ, TZ, UG, ZM, ZW), Eurasian (AM, AZ, BY, KG, KZ, MD, RU, TJ, TM), European (AL, AT, BE, BG, CH, CY, CZ, DE, DK, EE, ES, FI, FR, GB, GR, HR, HU, IE, IS, IT, LT, LU, LV, MC, MK, MT, NL, NO, PL, PT, RO, RS, SE, SI, SK, SM, TR), OAPI (BF, BJ, CF, CG, CI, CM, GA, GN, GQ, GW, ML, MR, NE, SN, TD, TG).

Published:

— without international search report and to be republished upon receipt of that report (Rule 48.2(g))

— with sequence listing part of description (Rule 5.2(a))

(54) Title: SYNTHESIS OF 2', 3'-DIDEOXYNUCLEOSIDES FOR AUTOMATED DNA SYNTHESIS AND PYROPHOSPHOROLYSIS ACTIVATED POLYMERIZATION

(57) Abstract: Methods for preparation of 2',3'-dideoxynucleotides support structures, such as 2',3'-dideoxyguanosine, 2',3'-dideoxyadenosine, and 3'-deoxythymidine support structures are disclosed. Various methods of using such structures are also provided, such as their use for automated DNA synthesis and pyrophosphorolysis activated polymerization.



WO 2011/150277 A2

## **SYNTHESIS OF 2', 3'-DIDEOXYNUCLEOSIDES FOR AUTOMATED DNA SYNTHESIS AND PYROPHOSPHOROLYSIS ACTIVATED POLYMERIZATION**

### **CROSS-REFERENCE TO RELATED APPLICATIONS**

**[0001]** This application claims the benefit of priority under 35 U.S.C. §119(e) to U.S. Provisional Patent Application Nos. 61/349,791, filed May 28, 2010 and 61/352,197, filed June 7, 2010, which are herein incorporated by reference in its entirety.

### **FIELD**

**[0002]** This invention relates generally to the field of nucleic acid polymerization and amplification. More specifically, this invention relates to methods of synthesis of various 2',3'-dideoxynucleoside supports, such as 2',3'-dideoxyguanosine, 2',3'-dideoxyadenosine, 3'-deoxythymidine and 2',3'-dideoxyuridine supports, and to their use.

### **BACKGROUND**

**[0003]** Pyrophosphorolysis-activated polymerization (PAP) is a technique useful for nucleic acid polymerization and amplification. PAP is an allele-specific amplification method, the essence of which is that 3'-dideoxynucleotide-terminated primers (also designated as "P\*") are activated with a specific polymerase enzyme, in the presence of pyrophosphate (also designated as "PPi"). As a result, the P\* primer is hybridized with the complementary target sequence.

**[0004]** Accordingly, PAP allows one to obtain a desired nucleic acid strand on a nucleic acid template strand. This is useful for detecting rare mutations with high selectivity. PAP is a promising technology in the field of cancer diagnostics, genotoxicology, amplification with increased specificity, nucleic acid synthesis, and other applications.

**[0005]** Some features of PAP have been described previously. See, e.g., U.S. Patent No. 7,033,763 to Liu et al., the contents of which are incorporated herein by reference in its entirety. Briefly, the PAP method serially couples pyrophosphorolysis with polymerization by DNA polymerase for each amplification by using an activatable oligonucleotide P\* that has a non-

extendible 3'-deoxynucleotide at its 3' terminus. PAP can be applied for exponential amplification or for linear amplification.

**[0006]** The basic steps of the PAP process involve annealing to a nucleic acid an oligonucleotide P\* having a non-extendable 3' end. The 3' non-extendable terminus of the oligonucleotide P\* is removed by pyrophosphorolysis and an unblocked oligonucleotide can be obtained as a result. Finally, the unblocked oligonucleotide can be extended and the presence of the nucleic acid can be detected by detecting the extended oligonucleotide. The chemistry involved in the process of pyrophosphorolysis is the reaction of pyrophosphate with a 3'-nucleotide monophosphate (NMP) which is removed from duplex DNA.

**[0007]** While PAP is undoubtedly a very attractive technique, it has certain deficiencies and drawbacks. One difficulty lies in the process of obtaining a suitable oligonucleotide P\*. For instance, such products as ddA, ddG, and dT are not available commercially and have to be synthesized. Previously, the synthesis of those ddN-terminated oligonucleotides P\* was conducted by using terminal transferase. Alternatively, 5'-to-3' reverse synthesis was employed, using 2',3'-ddA, 2',3'-ddG or 2',3'-ddT CE phosphoroamidite, dA-5', dT-5', dG-5', or dC-5' CE phosphoroamidite, and 5'-dA, dG, dC or dT support. All such synthetic methods are labor intensive and costly.

**[0008]** For dT, the most favorable point of attachment is via the N3 imino nitrogen on the pyrimidine ring, but no N3-protected derivative of 3'-deoxythymidine is available or has been described. Likewise, no adequate method for making a DNA containing dT has been described, other than expensive 5'-to-3' reverse synthesis. This is likely due to the fact that there is a lack of convenient exocyclic functional group for covalent linkage on the thymine base. Attachment via an exocyclic oxygen, such as 4-oxo, is possible, but alkoxides thus formed are known to be displaced from thymine by nitrogen nucleophiles, such as ammonia, which are used during oligonucleotide deprotection and cleavage. As a result, 3'-terminal thymine can convert to a cytidine derivative.

**[0009]** Accordingly, better methods are needed for preparing oligonucleotides P\* suitable for the PAP process. Such methods would allow for easy synthesis of the oligonucleotides and labeled primers, without resorting to expensive 5'-amidite synthesis or to 5' to 3' reverse synthesis. The primers so produced would have all the beneficial properties of the primers

obtainable by the above-described earlier methods, such as selectivity of PAP in allele-specific PCR. The instant specification describes such synthetic methods.

## SUMMARY

**[0010]** The methods disclosed herein are useful for synthesizing various 2',3'-dideoxynucleoside supports, such as 2',3'-dideoxyguanosine, 2',3'-dideoxyadenosine, 3'-deoxythymidine and 2',3'-dideoxyuridine supports.

**[0011]** According to certain embodiments, methods for preparing 2',3'-dideoxyguanosine support structures are provided herein. Such methods comprise reacting 2',3'-dideoxyguanosine with N,N-dimethylformamide dimethylacetal, to obtain a first intermediate. Subsequently, the first intermediate is reacted with 4,4-dimethoxytriphenylmethyl chloride, to obtain a second intermediate. The dimethylformamide protecting group can then be cleaved off the second intermediate, and the resulting product is reacted with adipic anhydride to create a precursor for the 2',3'-dideoxyguanosine support structure. This precursor can then be coupled to a suitable solid support, such as long chain alkyl amine/controlled pore glass beads (LCAA-CPG), to obtain a 2',3'-dideoxyguanosine support structure.

**[0012]** According to other embodiments, methods for preparing 2',3'-dideoxyadenosine support structures are provided. Such methods comprise reacting 2',3'-dideoxyadenosine with 4,4-dimethoxytriphenylmethyl chloride, to obtain an intermediate, which can then be reacted with the product of the reaction between pentane-1,3,5-tricarboxylic acid and oxalyl chloride, to obtain a second intermediate. As a result, a precursor for the 2',3'-dideoxyadenosine support structure is obtained. This precursor can then be coupled to any suitable solid support, such as long chain alkyl amine/controlled pore glass beads, to obtain a 2',3'-dideoxyadenosine support structure.

**[0013]** According to other embodiments, methods for preparing 3'-deoxythymidine support structures are provided herein. Such methods comprise esterifying 5-fluoro-2-nitrobenzoic acid, to obtain an ester intermediate, followed by reacting the ester intermediate with 2-mercaptoethanol, to obtain a thioether intermediate. A 5'-dimethoxytriphenylmethyl derivative of thymidine, i.e., 1-(5-((bis(4-methoxyphenyl) (phenyl)methoxy)methyl) tetrahydrofuran-2-yl)-5-methylpyrimidine-2,4-dione, can then be reacted with the thioether intermediate, under the Mitsunobu conditions, followed by saponification of the resulting product. As a result, a

precursor for the 3'-deoxythymidine support structure is obtained. This precursor can then be coupled to a suitable solid support, such as aminopropylsilyl/controlled pore glass beads, to obtain a 3'-deoxythymidine support structure. This structure can then be optionally acylated to deactivate unreacted aminopropyl groups and then oxidized to convert the thioether to a sulfone.

**[0014]** According to other embodiments, methods for preparing an oligonucleotide labeled with 2',3'-dideoxyguanosine, an oligonucleotide labeled with 2',3'-dideoxyadenosine, or an oligonucleotide labeled with 3'-deoxythymidine are provided herein. Such methods include synthesizing a 2',3'-dideoxyguanosine support structure, a 2',3'-dideoxyadenosine support structure, or a 3'-deoxythymidine support structure. Any of these structures can then be used in an automated DNA synthesis method available in the art.

**[0015]** According to other embodiments, methods are provided herein for detecting a nucleic acid. Such methods comprise first preparing a 2',3'-dideoxynucleoside having a non-extendable 3' end which is removable by pyrophosphorolysis, such as 2',3'-dideoxyguanosine, 2',3'-dideoxyadenosine, and 3'-deoxythymidine. Any of these 2',3'-dideoxynucleosides can be prepared according to the methods provided herein. The 2',3'-dideoxynucleoside can be used to make a 2',3'-dideoxynucleotide which can be annealed to a nucleic acid. The 3' non-extendable terminus of the 2',3'-dideoxynucleotide can be removed by pyrophosphorolysis to produce an unblocked oligonucleotide. This unblocked oligonucleotide can be extended and the presence of the nucleic acid can be detected by detecting the extended oligonucleotide.

**[0016]** According to other embodiments, methods are provided herein for detecting a nucleic acid. Such methods comprise first preparing a 2',3'-dideoxynucleoside having a non-extendable 3' end which is removable by pyrophosphorolysis, such as 2',3'-dideoxyguanosine, 2',3'-dideoxyadenosine, 3'-deoxythymidine and 2',3'-dideoxyuridine. Any of these 2',3'-dideoxynucleosides can be prepared according to the methods disclosed herein. The 2',3'-dideoxynucleoside can be used to make a 2',3'-dideoxynucleotide which can be annealed to a nucleic acid. The 3' non-extendable terminus of the 2',3'-dideoxynucleotide can be removed by pyrophosphorolysis to produce an unblocked oligonucleotide. This unblocked oligonucleotide can be extended in the presence of a nucleic acid polymerase.

**[0017]** According to other embodiments, methods are provided herein for detecting a nucleic acid. Such methods comprise first preparing two different 2',3'-dideoxynucleosides each having a non-extendable 3' end, which is removable by pyrophosphorolysis, such as 2',3'-

dideoxyguanosine, 2',3'-dideoxyadenosine, 3'-deoxythymidine or 2',3'-dideoxyuridine. Any of these 2',3'-dideoxynucleosides can be prepared according to the methods disclosed herein. The 2',3'-dideoxynucleoside can be used to make a 2',3'-dideoxynucleotide which can be annealed to a nucleic acid; the first 2',3'-dideoxynucleotide overlaps with the second 2',3'-dideoxynucleotide by at least one nucleotide at their respective 3' ends, and one of the 2',3'-dideoxynucleotides anneals to a first nucleic acid strand and the other 2',3'-dideoxynucleotide anneals to a nucleic acid strand which is the complement of the first nucleic acid strand. The 3' non-extendable terminus of the annealed first 2',3'-dideoxynucleotide and second 2',3'-dideoxynucleotide can be then removed by pyrophosphorolysis to obtain unblocked oligonucleotides, which can then be extended and detected.

**[0018]** According to other embodiments, methods are provided herein for detecting a nucleic acid. Such methods include synthesizing a template nucleic acid from the nucleic acid and preparing a 2',3'-dideoxynucleoside, such as 2',3'-dideoxyguanosine, 2',3'-dideoxyadenosine, 3'-deoxythymidine or 2',3'-dideoxyuridine. Any of these 2',3'-dideoxynucleosides can be prepared according to the methods disclosed herein. The 2',3'-dideoxynucleotide has a non-extendable 3' end which is removable by pyrophosphorolysis. The 2',3'-dideoxynucleoside can be used to make a 2',3'-dideoxynucleotide which can be annealed to the template nucleic acid, followed by removing the 3' non-extendable terminus of the 2',3'-dideoxynucleotide that is annealed to the template nucleic acid by pyrophosphorolysis. Thus, an unblocked oligonucleotide can be obtained and extended and the presence of the nucleic acid can be detected by detecting the extended oligonucleotide.

**[0019]** According to other embodiments, pyrophosphorolysis-activated polymerization methods are provided herein for synthesizing a desired nucleic acid strand on a nucleic acid template strand. These methods comprise preparing a 2',3'-dideoxynucleoside according to the methods disclosed herein, followed by converting it into an activatable 2',3'-dideoxynucleotide having a non-extendable 3'-deoxynucleotide end, which is removable by pyrophosphorolysis, and further having a mismatch with respect to the corresponding nucleotide on the template strand. The 2',3'-dideoxynucleotide can then be annealed to the template strand followed by pyrophosphorolysis of the resulting duplex with pyrophosphate and an enzyme that has pyrophosphorolysis activity, and then extending, in the presence of a polymerase, the activated 2',3'-dideoxynucleotide on the template strand.

[0020] These and other features of the methods disclosed herein will become better understood with reference to the following description, drawings, and appended claims.

## DETAILED DESCRIPTION

[0021] Reference will now be made in detail to some embodiments of the methods disclosed herein. While the methods will be described in conjunction with the embodiments discussed below, it will be understood that they are not intended to limit the disclosure to those embodiments. On the contrary, the invention is intended to cover alternatives, modifications, and equivalents, which may be included within the methods as defined by the appended claims.

### I. DEFINITIONS AND ABBREVIATIONS

[0022] Unless stated otherwise, the following terms, definitions, and abbreviations as used herein are intended to have the following meanings:

[0023] The term “nucleoside” refers to a compound consisting of a purine, deazapurine, or pyrimidine nucleoside base, i.e., adenine, guanine, cytosine, uracil, thymine, deazaadenine, deazaguanosine, and the like, linked to a pentose at the 1' position, including 2',3'-dideoxy forms.

[0024] The term “2',3'-dideoxynucleoside(s)” as used herein refers to 2',3'-dideoxyguanosine, 2',3'-dideoxyadenosine, 3'-deoxythymidine and 2',3'-dideoxyuridine and combinations thereof.

[0025] The term “nucleotide” as used herein refers to a phosphate ester of a nucleoside, e.g., triphosphate esters, wherein the most common site of esterification is the hydroxyl group attached to the C<sub>5</sub> position of the pentose.

[0026] The term “nucleoside” as used herein refers to a compound consisting of a purine, deazapurine, or pyrimidine nucleoside base, e.g., adenine, guanine, cytosine, uracil, thymine, deazaadenine, deazaguanosine, and the like, linked to a pentose at the 1' position, including 2'-deoxy and 2'-hydroxyl forms. When the nucleoside base is purine or 7-deazapurine, the pentose is attached to the nucleobase at the 9- position of the purine or deazapurine, and when the nucleobase is pyrimidine, the pentose is attached to the nucleobase at the 1-position of the

pyrimidine. As used herein, the term nucleoside is intended to include both nucleosides and nucleotides.

**[0027]** As used herein, the terms “polynucleotide” or “oligonucleotide” refer to linear polymers of natural nucleotide monomers or analogs thereof including double- and single-stranded deoxyribonucleotides, ribonucleotides,  $\alpha$ -anomeric forms thereof, and the like. Usually the nucleoside monomers are linked by phosphodiester linkages. As used herein, the term “phosphodiester linkage” refers to phosphodiester bonds or analogs thereof including phosphorothioate, phosphorodithioate, phosphoroselenoate, phosphorodiselenoate, phosphoroanilothioate, phosphoranilidate, phosphoramidate, and the like, including associated counterions, e.g.,  $H^+$ ,  $NH_4^+$ ,  $Na^+$ , and the like, if such counterions are present. Polynucleotides typically range in size from a few monomeric units, e.g. 8-40, to several thousands of monomeric units.

**[0028]** Whenever a polynucleotide is represented by a sequence of letters, such as “ATGCCTG,” it will be understood that the nucleotides are in 5'→3' (i.e., 5'-to-3') order from left to right and that “A” denotes deoxyadenosine, “C” denotes deoxycytidine, “G” denotes deoxyguanosine, and “T” denotes thymidine, unless otherwise noted.

**[0029]** The term “pyrophosphorolysis-activated polymerization” (PAP) refers to an allele-specific amplification method, which is a reverse process of polymerization, wherein 3'-dideoxynucleotide-terminated primers are activated with a specific polymerase enzyme in the presence of pyrophosphate. Features of PAP have been described previously. See, e.g., U.S. Patent No. 7,033,763, the content of which is incorporated herein by reference in its entirety.

**[0030]** The nucleic acid polymerase can be any compound or system that will function to accomplish the amplification of the nucleic acid. Suitable enzymes include, for example, Tfl DNA polymerase, Taq DNA polymerase, *E. coli* DNA polymerase I, Klenow fragment of *E. coli* DNA polymerase I, T4 DNA polymerase, T7 DNA polymerase, other available DNA polymerases, RNA polymerases or their variants, reverse transcriptase or its variants, and other genetically engineered versions, such as ThermoSequenase.

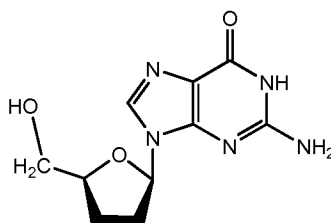
**[0031]** The symbol P\* refers to a 3'-dideoxynucleotide-terminated primer.

**[0032]** The term pyrophosphate (PPi) refers to the anion  $P_2O_7^{4-}$ , which is an anion of pyrophosphoric acid,  $(HO)_2-P(O)-O-P(O)(OH)_2$ , or  $P_2O_7H_4$ . Pyrophosphoric acid can be

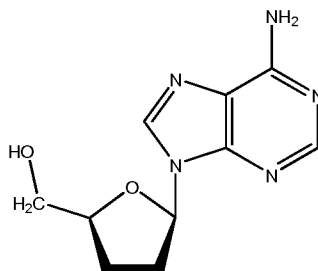


considered to be a dimer of phosphoric acid  $\text{H}_3\text{PO}_4$ . Pyrophosphate can be formed in cells as a product of hydrolysis of adenosine 5'-triphosphate (ATP), producing adenosine 5'-monophosphate (AMP) and  $\text{PPi}$ .

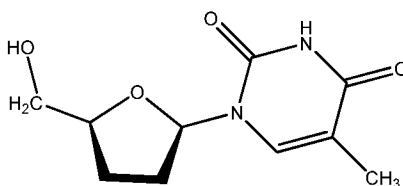
**[0033]** The chemical name “2',3'-dideoxyguanosine” refers to a compound where guanine is linked to a pentose at the  $\text{C}_1$  position of the pentose and where the pentose lacks hydroxyl groups in both the  $\text{C}_2$  position and  $\text{C}_3$  position. The compound has the formula:



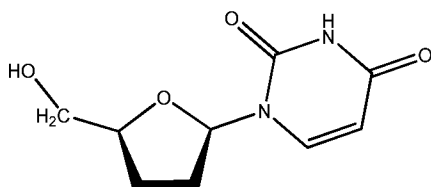
**[0034]** The chemical name “2',3'-dideoxyadenosine” refers to a compound where adenine is linked to a pentose at the  $\text{C}_1$  position of the pentose and where the pentose lacks hydroxyl groups in both the  $\text{C}_2$  position and  $\text{C}_3$  position. The compound has the formula:



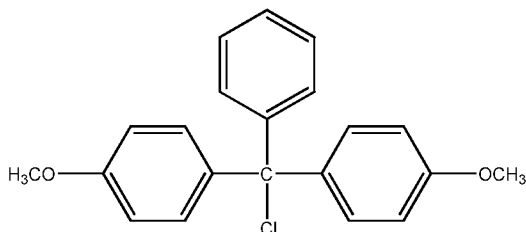
**[0035]** The chemical name “3'-deoxythymidine” refers to a compound where thymine is linked to a pentose at the  $\text{C}_1$  position of the pentose and where the pentose lacks hydroxyl groups in the  $\text{C}_3$  position. The compound has the formula:



**[0036]** The chemical name “2',3'-dideoxyuridine” refers to a compound where uracil is linked to a pentose at the  $\text{C}_1$  position of the pentose and where the pentose lacks hydroxyl groups in both the  $\text{C}_2$  position and  $\text{C}_3$  position. The compound has the formula:

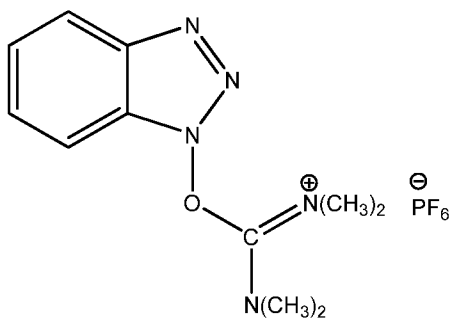


[0037] The abbreviation DMTCl refers to 4,4'-dimethoxytriphenylmethyl chloride (or, in a slightly different nomenclature, 4,4'-(chloro(phenyl)methylene)bis(methoxybenzene), which is the compound having the formula:

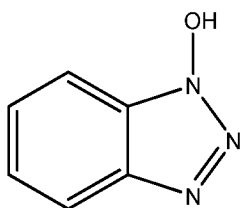


[0038] The chemical name “N,N-dimethylformamide dimethylacetal” refers to a compound having the formula  $\text{N}(\text{CH}_3)_2\text{—CH}(\text{OCH}_3)_2$ .

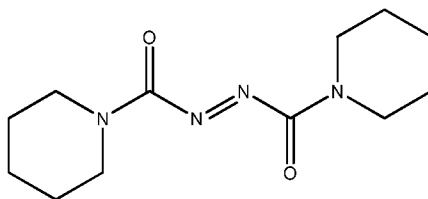
[0039] The abbreviation HBTU refers to 2-(benzotriazole-1-yl)-1,1,3,3-tetramethyluronium hexafluorophosphate having the formula:



[0040] The abbreviation HBOT refers to N-hydroxybenzotriazole having the formula:



[0041] The abbreviation ADDP refers to 1,1-(azodicarbonyl)dipiperidine having the formula:



[0042] The abbreviation TMSCl refers to trimethylsilyl chloride, which is the compound having the formula  $(\text{CH}_3)_3\text{Si}-\text{Cl}$ .

[0043] The abbreviation LCAA-CPG refers to long chain alkyl amine/controlled pore glass.

[0044] The term “DNA synthesis reagent # 11” refers to a mixture of acetic anhydride, pyridine and tetrahydrofuran, which is a standard reagent for capping during automated oligonucleotide synthesis.

[0045] The term “DNA synthesis reagent # 12” refers to a mixture of 1-methylimidazole dichloromethane and tetrahydrofuran, which is also a standard reagent for capping during automated oligonucleotide synthesis.

[0046] The term “DNA synthesis reagent # 14” refers to a mixture of trichloroacetic acid and dichloromethane.

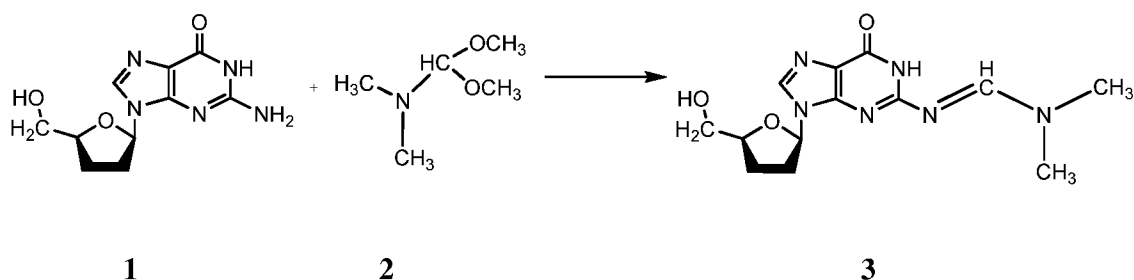
## II. SELECTED EMBODIMENTS

[0047] Disclosed herein are various methods of synthesizing 2',3'-dideoxynucleoside support structures, such as 2',3'-dideoxyguanosine, 2',3'-dideoxyadenosine, 3'-deoxythymidine and 2',3'-dideoxyuridine support structures.

[0048] More particularly, according to some embodiments of the methods disclosed herein, two alternative methods for preparing a 2',3'-dideoxyguanosine support structure are provided. Each method includes several steps. In one method, the final product can be synthesized via an imide derivative of 2',3'-dideoxyguanosine.

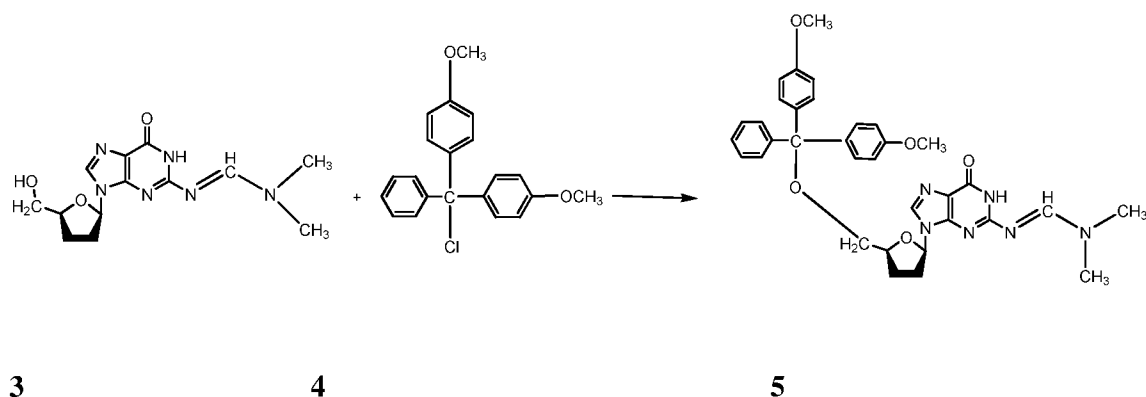
[0049] First, according to this method 2',3'-dideoxyguanosine **1** is brought in contact and reacted with N,N-dimethylformamide dimethylacetal **2**, to obtain an imide intermediate **3**,

which is 9-(5-(hydroxymethyl)tetrahydrofuran-2-yl)-6-oxo-6,9-dihydropurin-2-yl)-N,N-dimethyl-formimidamide. The reaction can be carried out in a suitable solvent, such as methanol. The reaction is further illustrated by the following Reaction Scheme A:



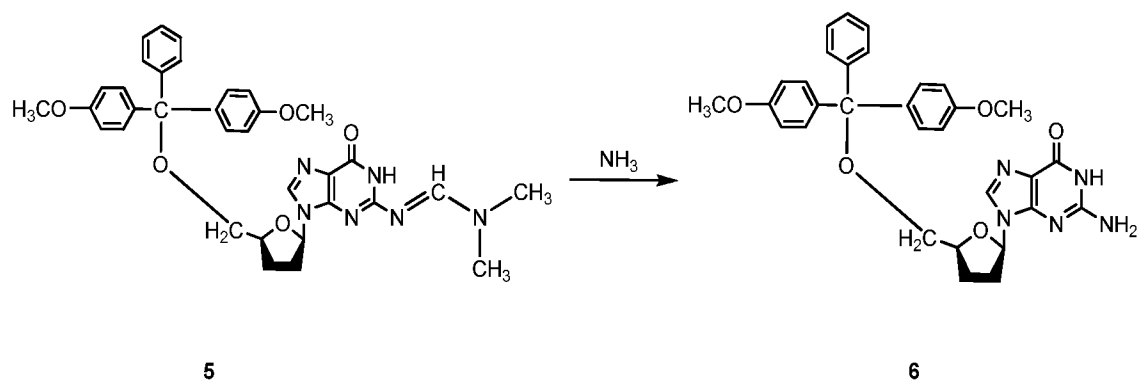
Reaction Scheme A

[0050] Next, the imide intermediate **3** is reacted with DMTCI **4**, to obtain a second intermediate **5**, which is N,N-dimethyl-N'-(6-oxo-9-(5-((tris(4-methoxyphenyl)methoxy)methyl)tetrahydrofuran-2-yl)-6,9-dihydropurin-2-yl) formimidamide. The reaction can be carried out in a suitable solvent, such as pyridine and DMAP. The reaction is further illustrated by the following Reaction Scheme B:



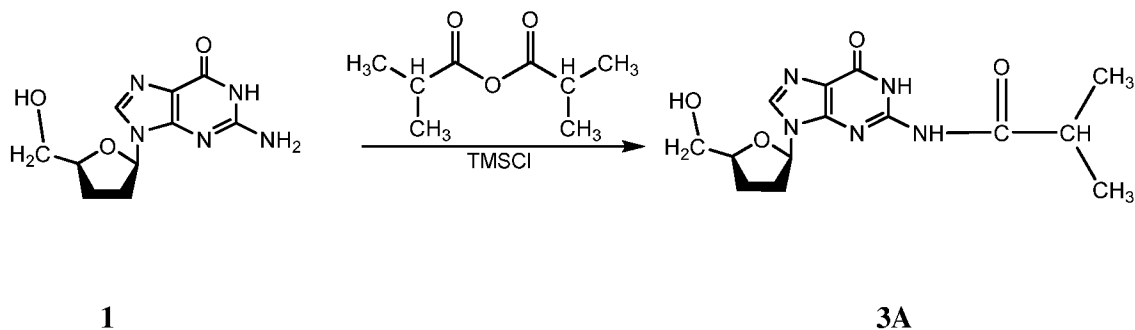
Reaction Scheme B

[0051] Next, the dimethylformamide protecting group is cleaved off the intermediate **5**, to obtain a third intermediate **6**, which is 2-amino-9-(5-((tris(4-methoxyphenyl)methoxy)methyl)tetrahydrofuran-2-yl)-purin-6-one. An appropriate cleaving agent such as 7M ammonia in methanol can be used. The reaction is further illustrated by the following Reaction Scheme C:



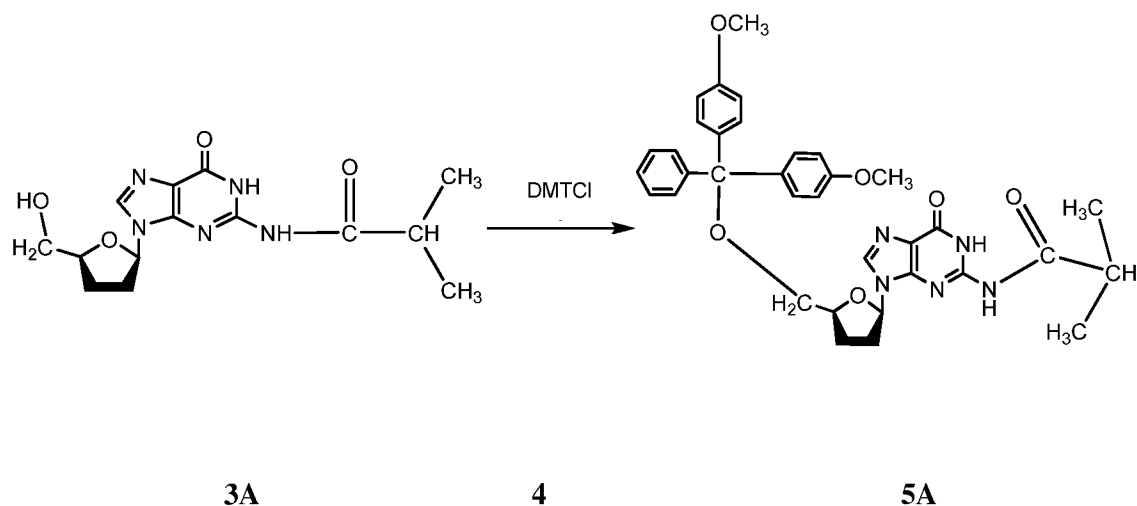
Reaction Scheme C

**[0052]** In the alternative method, the product can be synthesized via an amide derivative of 2',3'-dideoxyguanosine. First, according to this alternative method 2',3'-dideoxyguanosine **1** is brought in contact and reacted with isobutyric anhydride. The reaction can be carried out in a suitable solvent, such as pyridine, and in the presence of TMSCl, to obtain an amide intermediate **3A**, which is N-(9-(5-(hydroxymethyl)tetrahydrofuran-2-yl)-6-oxo-6,9-dihydro-1H-purin-2-yl)isobutyramide. The reaction is further illustrated by the following Reaction Scheme D:



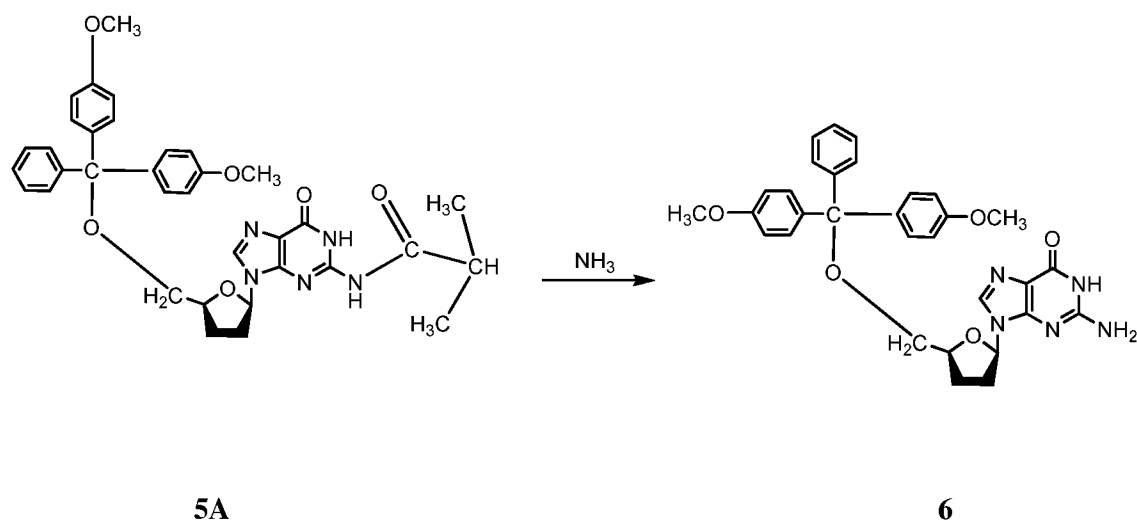
Reaction Scheme D

**[0053]** Next, the intermediate **3A** is reacted with DMTCl **4**, to obtain a second intermediate **5A**, which is N-(9-(5-(1-(4-methoxyphenyl)-1-phenylethoxy)methyl) tetrahydrofuran-2-yl)-6-oxo-6,9-dihydro-1H-purin-2-yl)isobutyramide. The reaction can be carried out in a suitable solvent, such as pyridine and DMAP. The reaction is further illustrated by the following Reaction Scheme E:



Reaction Scheme E

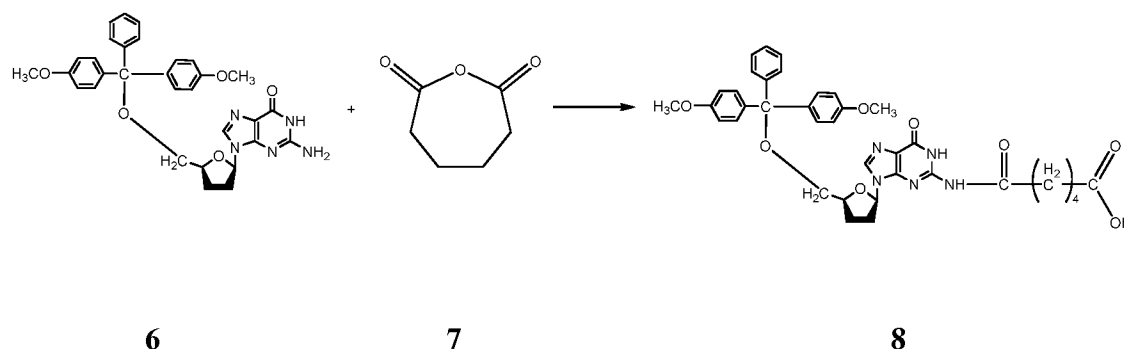
[0054] Next, the isobutyramide protecting group is cleaved off the intermediate **5A**, to obtain a third intermediate **6**, which is the same intermediate as the third intermediate **6** as shown in reaction scheme C. An appropriate cleaving agent such as 7M ammonia in methanol can be used. The reaction is further illustrated by the following Reaction Scheme F:



Reaction Scheme F

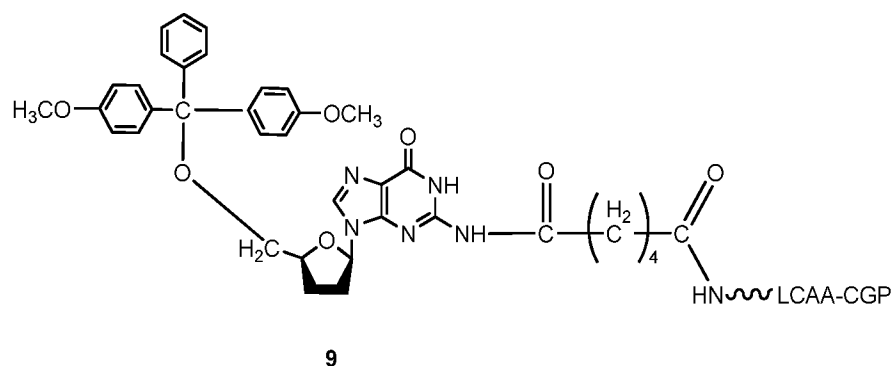
[0055] Finally, the third intermediate **6**, obtained by either method discussed above (i.e., according to reaction schemes A through C or according to reaction schemes D through F) is reacted with adipic anhydride **7**, to obtain a derivative of 2',3'-dideoxyguanosine **8**, which is 6-oxo-6-(6-oxo-9-(5-((tris(4-methoxyphenyl)methoxy)methyl) tetrahydrofuran-2-yl)-6,9-

dihydropurin-2-ylamino)hexanoic acid. The reaction can be carried out in a suitable solvent, such as pyridine, at an elevated temperature, e.g., at about 90°C. The reaction is further illustrated by the following Reaction Scheme G:



Reaction Scheme G

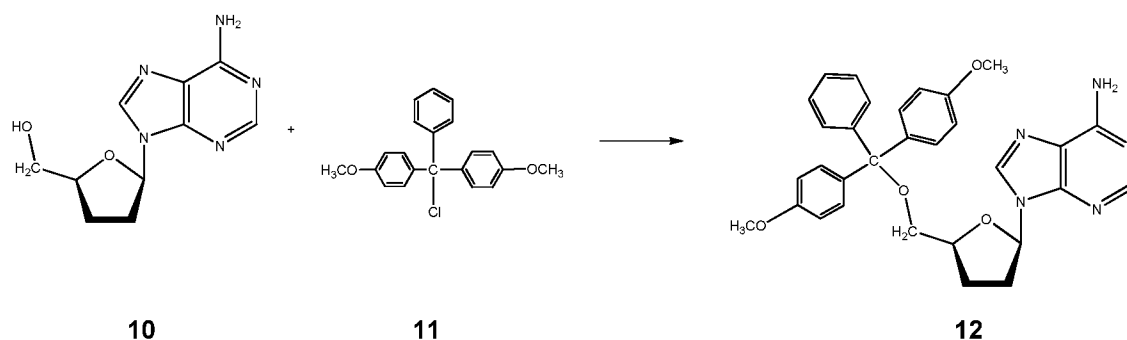
[0056] Compound **8**, as shown in Reaction Scheme G, can serve as a precursor for the 2',3'-dideoxyguanosine support structure. To obtain the actual support structure, the 2',3'-dideoxyguanosine-derived compound **8** can be coupled to a suitable solid support, such as long chain alkyl amine/controlled pore glass beads (LCAA-CPG), to obtain thereby the 2',3'-dideoxyguanosine support structure **9**:



[0057] Those having ordinary skill in the art can select the optimum conditions for carrying out the process of coupling of the 2',3'-dideoxyguanosine-derived compound **8** to LCAA-CPG.

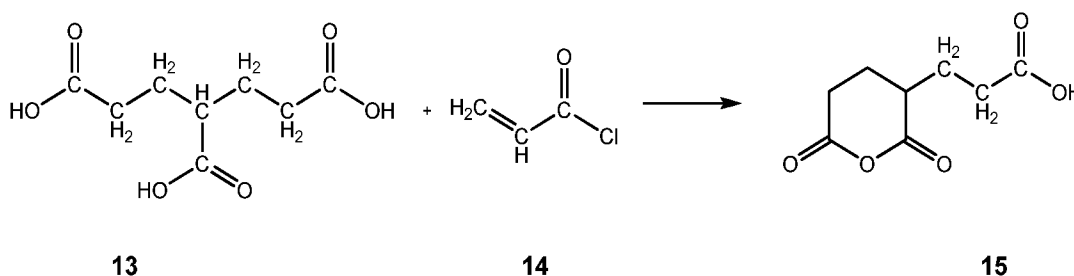
[0058] According to other embodiments of the methods disclosed herein, a method for preparing a 2',3'-dideoxyadenosine support structure is provided. The method comprises several steps. First, 2',3'-dideoxyadenosine **10** is reacted with DMTCl **11**, to obtain an intermediate **12**, which is 9-(5-((tris(4-methoxyphenyl)methoxy)methyl)tetrahydrofuran-2-yl)-9-purin-6-amine.

The reaction can be carried out in a suitable solvent, such as pyridine and DMAP (i.e., 4-dimethylaminopyridine), and in the presence of a tertiary amine, such as triethylamine. The reaction is further illustrated by the following Reaction Scheme H:



Reaction Scheme H

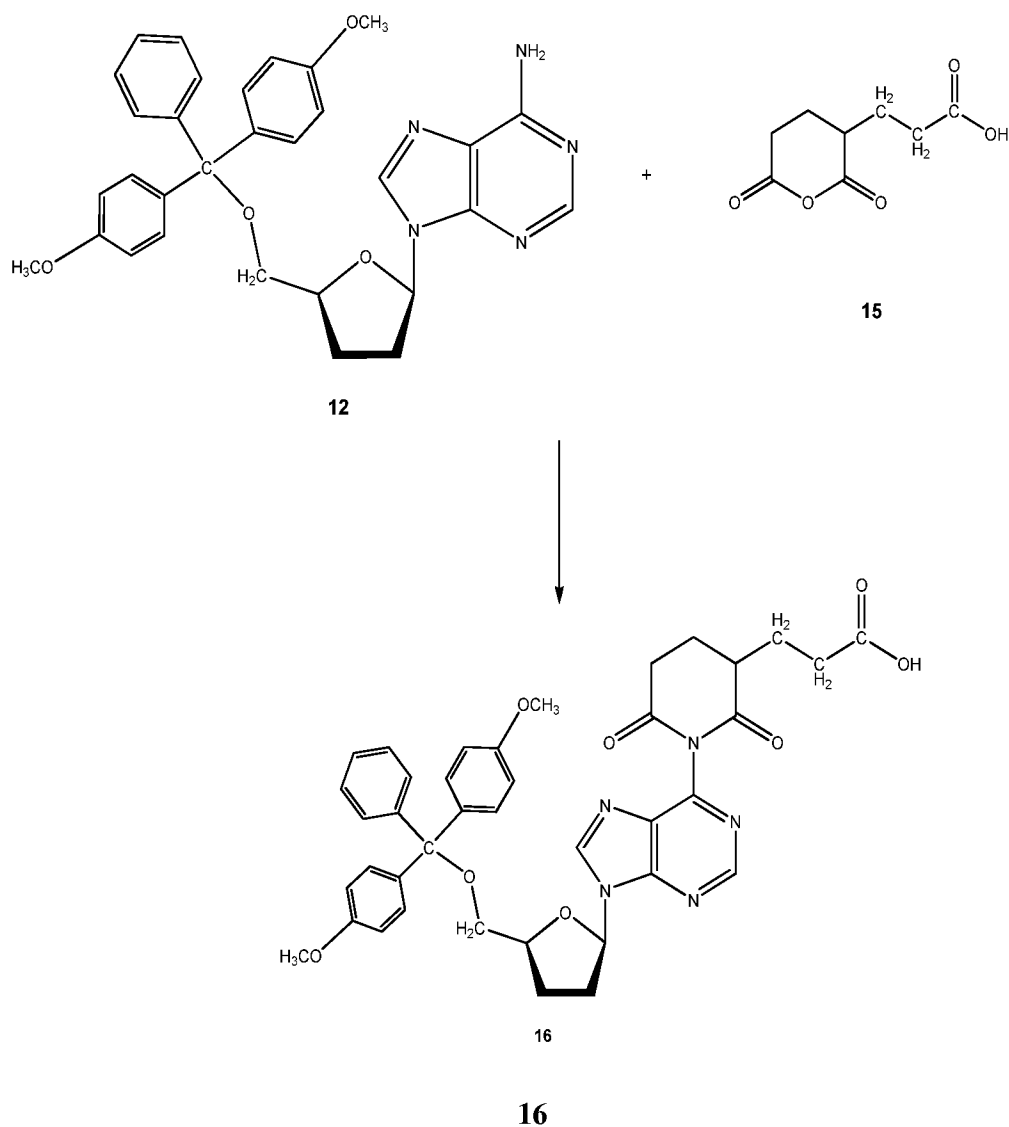
[0059] Next, pentane-1,3,5-tricarboxylic acid **13** is reacted with oxalyl chloride (also known as acryloyl chloride) **14**, to obtain a cyclization product **15**, which is 3-(2,6-dioxotetrahydropyran-3-yl)propanoic acid. The reaction can be carried out in a suitable solvent, such as 1,2-dichloroethane. The reaction is further illustrated by the following Reaction Scheme I:



Reaction Scheme I

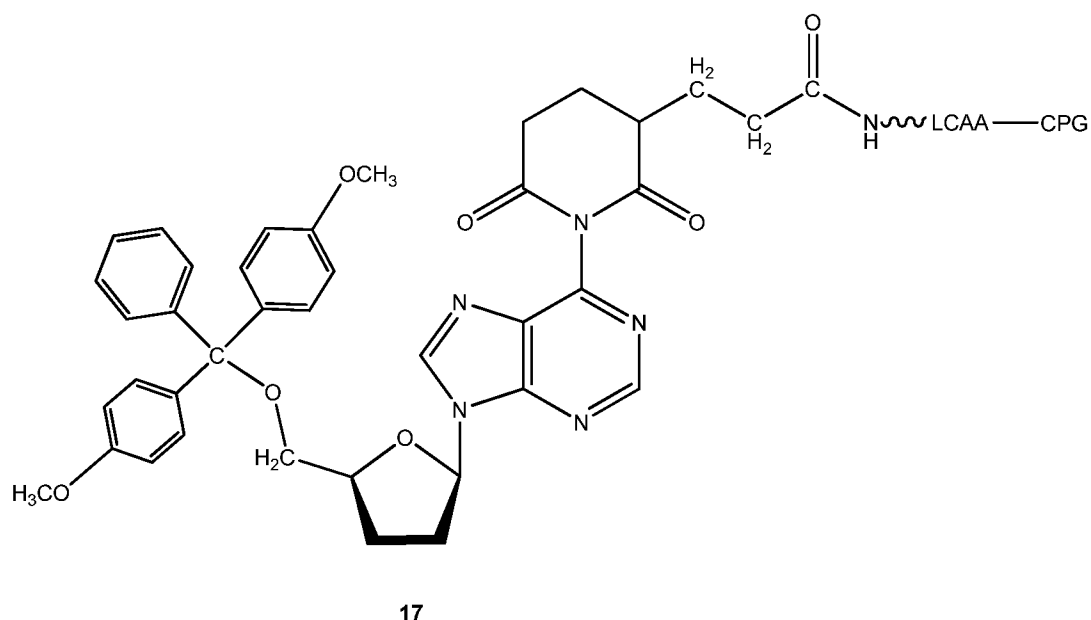
[0060] Next, the intermediate **12** (shown in Reaction Scheme H) is reacted with the product **15** (from Reaction Scheme I) to obtain a derivative of 2',3'-dideoxyadenosine **16**, which is 3-(2,6-dioxo-1-(9-(5-((tris(4-methoxyphenyl)methoxy)methyl)tetrahydrofuran-2-yl)-9-purin-6-yl)piperidin-3-yl)propanoic acid. The reaction can be carried out in a suitable solvent, such as pyridine, at an elevated temperature, e.g., at about 90°C. The reaction is further illustrated by the following Reaction Scheme J:



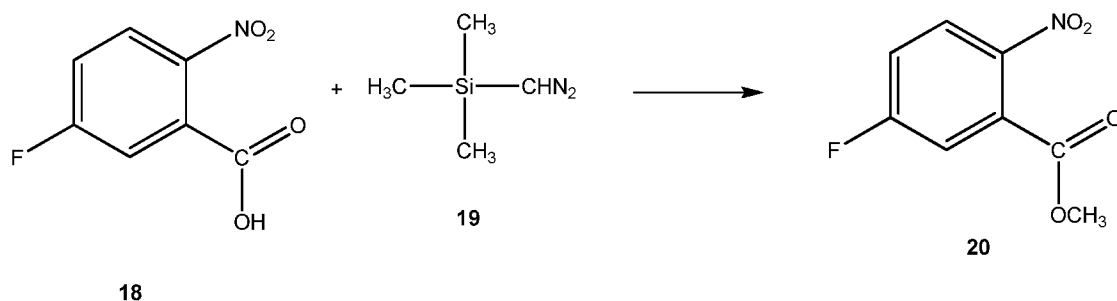


Reaction Scheme J

**[0061]** Compound **16** as shown in Reaction Scheme J can serve as a precursor for the 2',3'-dideoxyadenosine support structure. To obtain the actual support structure, the 2',3'-dideoxyadenosine-derived compound **16** can be coupled to a suitable solid support, such as long chain alkyl amine/controlled pore glass beads, to obtain thereby the 2',3'-dideoxyadenosine support structure **17**:

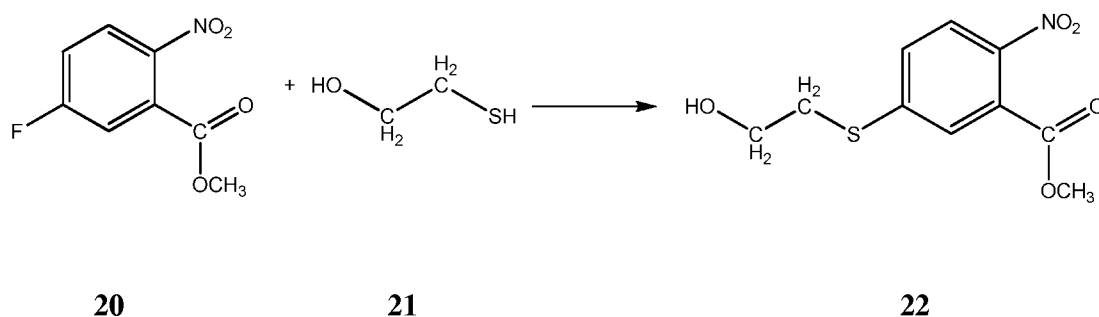


**[0062]** According to yet other embodiments, a method for preparing a 3'-deoxythymidine support structure is provided herein. The method includes several steps. First, 3-fluoro-6-nitrobenzoic acid **18** is reacted with trimethylsilyldiazomethane **19** to obtain a methyl ester (i.e., methyl 3-fluoro-6-nitrobenzoate) **20**. This step is illustrated schematically by the following Reaction Scheme **K**:



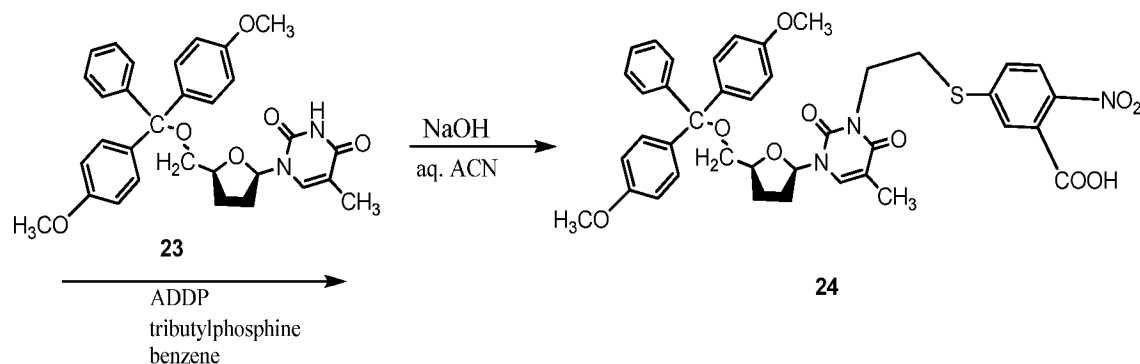
Reaction Scheme K

**[0063]** Next, the ester intermediate **20** is reacted with 2-mercaptoethanol **21**. This reaction of aromatic nucleophilic substitution results in product **22** (methyl 3-(2-hydroxyethylthio)-6-nitrobenzoate), where the fluorine atom of the intermediate **20** has been displaced. This step is illustrated schematically by the Reaction Scheme L:



Reaction Scheme L

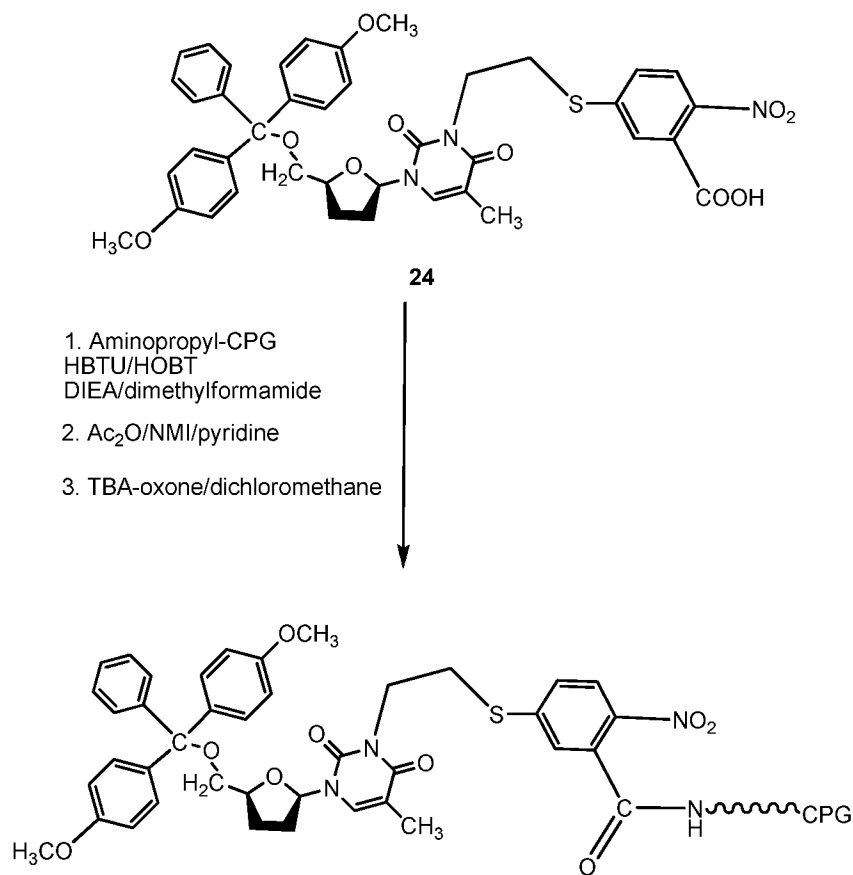
[0064] Next, 1-(5-((bis(4-methoxyphenyl)(phenyl)methoxy)methyl)tetrahydrofuran-2-yl)-5-methylpyrimidine-2,4-dione, which is the 5'-dimethoxytriphenylmethyl derivative of thymidine **23** (which can be obtained in a method similar to that shown by Reaction Scheme G and discussed above) can be treated under the Mitsunobu conditions (i.e., alkylation in the presence of ADDP and tributylphosphine in benzene) with the hydroxyl ester to alkylate the pyrimidine moiety with compound **22** exclusively at the N3 position, followed by saponification by sodium hydroxide in aqueous acetonitrile, to obtain the intermediate **24**. This step is illustrated schematically by the following Reaction Scheme M:



Reaction Scheme M

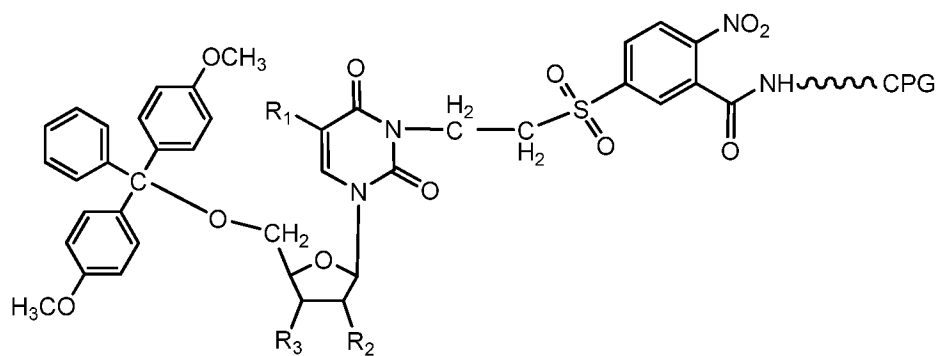
[0065] The intermediate **24** can be then coupled onto a suitable solid support, such as aminopropyl silyl-CPG, under standard conditions known to those having ordinary skill in the art, such as in the presence of HBTU/HOBT, and DIEA (i.e., diisopropylethylamine amine)/DMF. Finally, the support can be optionally capped by acetylation (e.g., with acetic anhydride  $\text{Ac}_2\text{O}$  in pyridine in the presence of NMI, *N*-methylimidazole). The sulfide linker can then be optionally oxidized to the sulfone using the mild peroxymonosulfate-based oxidant TBA-oxone (i.e., tetrabutylammonium oxone) in dichloromethane to obtain the final product **25**,

which is a 3'-deoxythymidine support structure. The final stage of preparation is illustrated schematically by the following Reaction Scheme N:



Reaction Scheme N

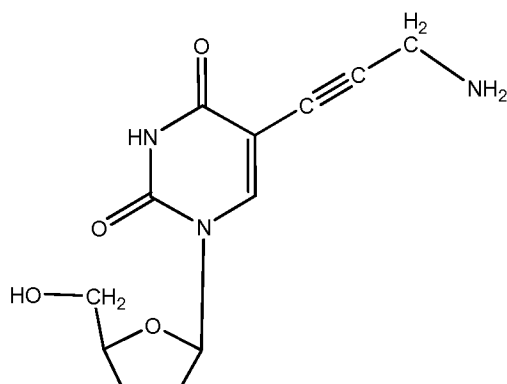
**[0066]** According to still other embodiments, other supports are provided herein, such as substituted 2',3'-dideoxyuridine and 3'-deoxythymidine supports based on a sulfonyl ethyl linker. It is envisioned that such products can be employed in standard DNA synthesis of 2',3'-dideoxyuridine-containing oligonucleotides and 3'-deoxythymidine-containing oligonucleotides which have other useful substituents on the 3'-terminal residue. Some exemplary products of this class are shown below as the general structure **25**:



25

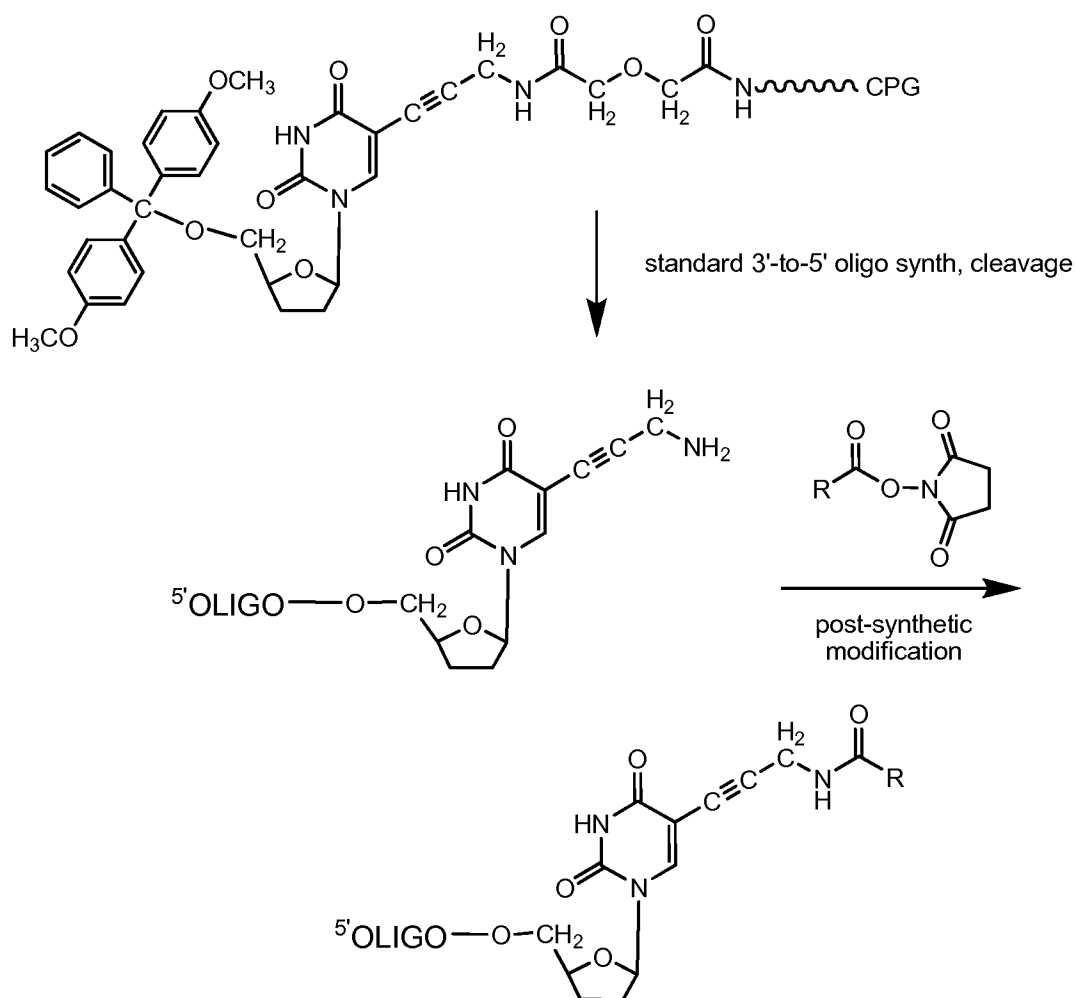
wherein each of  $R_1$ ,  $R_2$  and  $R_3$  is independently H, halo, alkyl, haloalkyl, azidoalkyl, alkynylalkyl, an N-protected aminoalkyl, an S-protected thioalkyl, an O-protected hydroxyalkyl, an O-protected carboxyalkyl or carboxamidoalkyl. In one embodiment,  $R_1$  is methyl and each of  $R_2$  and  $R_3$  is H.

**[0067]** One derivative of 2',3'-dideoxyuridine that can be used in the methods disclosed herein is 5-aminopropargyl-3'-ddU (5-(3-aminoprop-1-ynyl)-1-(5-(hydroxymethyl)tetrahydrofuran-2-yl)pyrimidine-2,4(1H,3H)-dione) having the formula **26** shown below:



26

**[0068]** Product **26** can be used in standard DNA synthesis of 3'-ddU-containing oligonucleotides which have an amine group at the 5-position of the base, suitable for post-synthetic labeling of the oligonucleotide. One such procedure is illustrated schematically by the following Reaction Scheme **O**:



Reaction Scheme O

**[0069]** According to other embodiments, oligonucleotides labeled with 2',3'-dideoxyguanosine, with 2',3'-dideoxyadenosine, with 3'-deoxythymidine or with 2',3'-dideoxyuridine are provided herein. To obtain such labeled oligonucleotides, a 2',3'-dideoxyguanosine support structure, a 2',3'-dideoxyadenosine support structure, a 3'-deoxythymidine support structure or a 2',3'-dideoxyuridine support structure is synthesized first according to techniques described above. Any of these structures can then be used in an automated DNA synthesis process. The product of the automated DNA synthesis can be combined with a cleaving and deprotecting agent, to obtain a labeled oligonucleotide.

**[0070]** One having ordinary skill in the art can select an appropriate technique for performing the automated DNA synthesis. A number of methods for DNA synthesis and commercially available DNA automated synthesizers are available. Methods of DNA synthesis

are reviewed in Hughes et al., *Meth. Enzymol.* 498:277-309 (2011), the content of which, including references cited therein, is incorporated herein by reference in its entirety. Methods for DNA synthesis include, without limitation, solid-phase phosphoramidite synthesis, microchip-based oligonucleotide synthesis, ligation-mediated assembly, PCR-mediated assembly, and the like. For example, such synthesis can be performed using an ABI 394 DNA Synthesizer (Applied Biosystems, Foster City, CA) in 0.2  $\mu$ mol scale followed by standard cleavage and deprotection protocol, e.g., using 28% aqueous ammonia or a 3:1 solution of ammonia in methanol. One having ordinary skill in the art can select other cleaving agents, such as methylamine, to be used instead of, or in addition to, ammonia, if desired. The labeled oligonucleotide can then be purified using a suitable method, such as reverse phase HPLC followed by characterization of the product, e.g., by ESI-MS.

**[0071]** According to other embodiments, methods are provided herein for detecting a nucleic acid. Briefly, a 2',3'-dideoxynucleoside having a non-extendable 3' end which is removable by pyrophosphorolysis, is prepared first. Examples of suitable 2',3'-dideoxynucleosides include 2',3'-dideoxyguanosine, 2',3'-dideoxyadenosine, 3'-deoxythymidine and 2',3'-dideoxyuridine, which can be synthesized according to the methods described hereinabove. 2',3'-dideoxynucleoside can be used to make a 2',3'-dideoxynucleotide according to known methods.

**[0072]** Next, the 2',3'-dideoxynucleotide can be annealed to a nucleic acid, and the 3' non-extendable terminus of the 2',3'-dideoxynucleotide can be removed by pyrophosphorolysis. As a result, an unblocked oligonucleotide is obtained. The unblocked oligonucleotide can then be extended and the presence of the nucleic acid can be detected by detecting the extended oligonucleotide. In one embodiment, the unblocked oligonucleotide can be labeled, and the presence of the label in the extended oligonucleotide can be detected.

**[0073]** Both pyrophosphorolysis and the unblocked oligonucleotide extension can be optionally performed in the presence of a nucleic acid polymerase. These steps of the method of detection can be repeated a plurality of times, if desired.

**[0074]** Optionally, a second oligonucleotide (such as unblocked oligonucleotide) can be annealed to a complementary strand of the nucleic acid, and then the second unblocked oligonucleotide can be further extended and detected.

**[0075]** According to other embodiments, methods are provided herein for synthesizing a nucleic acid. A 2',3'-dideoxynucleoside (e.g., 2',3'-dideoxyguanosine, 2',3'-dideoxyadenosine, 3'-deoxythymidine or 2',3'-dideoxyuridine) having a non-extendable, removable by pyrophosphorolysis 3'-end is prepared first. The 2',3'-dideoxyguanosine, 2',3'-dideoxyadenosine, 3'-deoxythymidine, or 2',3'-dideoxyuridine can be synthesized according to the methods disclosed hereinabove. The 2',3'-dideoxynucleoside can be used to make a 2',3'-dideoxynucleotide according to known methods.

**[0076]** The 2',3'-dideoxynucleotide can then be annealed to a nucleic acid, and the 3' non-extendable terminus of the 2',3'-dideoxynucleotide can be removed by pyrophosphorolysis. As a result, an unblocked oligonucleotide is obtained. The unblocked oligonucleotide can then be extended in the presence of a nucleic acid nucleic acid polymerase. Pyrophosphorolysis can be also optionally performed in the presence of a nucleic acid polymerase. Both pyrophosphorolysis and extension can be repeated a plurality of times, if desired.

**[0077]** Optionally, a second oligonucleotide (such as unblocked oligonucleotide) can be annealed to a complementary strand of the nucleic acid, and then the second unblocked oligonucleotide can be further extended.

**[0078]** According to other embodiments, methods for detecting a nucleic acid can include using two oligonucleotides. According to such methods, two different 2',3'-dideoxynucleosides are prepared, each having a non-extendable 3' end, which is removable by pyrophosphorolysis, such as 2',3'-dideoxyguanosine, 2',3'-dideoxyadenosine, 3'-deoxythymidine or 2',3'-dideoxyuridine. Any of these 2',3'-dideoxynucleosides can be prepared according to the methods disclosed herein.

**[0079]** 2',3'-dideoxynucleosides, as prepared according to the methods disclosed herein, can be used to make a 2',3'-dideoxynucleotide which can be annealed to a nucleic acid. Of the two annealed 2',3'-dideoxynucleotides, one overlaps with the other by at least one nucleotide at their respective 3' ends. Furthermore, one of the 2',3'-dideoxynucleotides anneals to a first nucleic acid strand, and the other 2',3'-dideoxynucleotide anneals to a nucleic acid strand which is the complement of the first nucleic acid strand. The 3' non-extendable terminus of the annealed first 2',3'-dideoxynucleotide and second 2',3'-dideoxynucleotide can be then removed by pyrophosphorolysis to obtain unblocked oligonucleotides, which can subsequently be extended and detected.



**[0080]** Both pyrophosphorolysis and the unblocked oligonucleotide extension can be optionally performed in the presence of a nucleic acid polymerase. These steps of the method of detection can be repeated a plurality of times, if desired.

**[0081]** Optionally, a second oligonucleotide (such as unblocked oligonucleotide) can be annealed to a complementary strand of the nucleic acid, and then the second unblocked oligonucleotide can be further extended and detected. In one embodiment, at least one of the unblocked oligonucleotides present in the extension step can contain a label and the presence of the label is detected.

**[0082]** According to other embodiments, methods are provided herein for detecting a nucleic acid. Briefly, a template nucleic acid is synthesized from the nucleic acid and then a 2',3'-dideoxynucleoside having a non-extendable 3' end which is removable by pyrophosphorolysis is made. Examples of suitable 2',3'-dideoxynucleosides include 2',3'-dideoxyguanosine, 2',3'-dideoxyadenosine, 3'-deoxythymidine and 2',3'-dideoxyuridine, all of which can be synthesized according to the methods disclosed herein. The 2',3'-dideoxynucleoside can be used to make a 2',3'-dideoxynucleotide according to techniques known to those having ordinary skill in the art.

**[0083]** Then, the 2',3'-dideoxynucleotide can be annealed to a template nucleic acid, and the 3' non-extendable terminus of the 2',3'-dideoxynucleotide can be removed by pyrophosphorolysis. As a result, an unblocked oligonucleotide is obtained. The unblocked oligonucleotide can be then extended and the presence of the nucleic acid can be detected by detecting the extended oligonucleotide. In one embodiment, the unblocked oligonucleotide can be labeled, and the presence of the label in the extended oligonucleotide can be detected.

**[0084]** The template nucleic acid can be obtained in a variety of ways. In one embodiment, the template nucleic acid can be synthesized by annealing to one strand of the nucleic acid a first complementary oligonucleotide that is sequence specific, followed by extending the first complementary oligonucleotide in the presence of a nucleic acid polymerase to produce an extended first oligonucleotide. A second oligonucleotide can then be added to a 3' terminus of the extended first oligonucleotide. As a result, the template nucleic acid is obtained.

**[0085]** The process can include some optional features. For instance, the template nucleic acid can be amplified, for example, by a polymerase chain reaction (PCR) or by a pyrophosphorolysis-activated polymerization. Both pyrophosphorolysis and the unblocked

oligonucleotide extension can be optionally performed in the presence of a nucleic acid polymerase. The steps of the methods of detection can be repeated a plurality of times, if desired.

**[0086]** Any of several methods can be used to amplify the target nucleic acid from the sample. The term "amplifying" which typically refers to an "exponential" increase in the number of copies of the target nucleic acid is used herein to describe both linear and exponential increases in the numbers of a select target sequence of nucleic acid. The term "amplification reaction mixture" refers to an aqueous solution comprising the various reagents used to amplify a target nucleic acid. These include enzymes, including, but not limited to polymerases and thermostable polymerases such as DNA polymerase, RNA polymerase and reverse transcriptase, aqueous buffers, salts, amplification primers, target nucleic acid, and nucleoside triphosphates. Depending upon the context, the mixture can be either a complete or incomplete amplification reaction mixture. The method used to amplify the target nucleic acid can be any method available to one of skill in the art. Any *in vitro* means for multiplying the copies of a target sequence of nucleic acid can be utilized. These include linear, logarithmic, or any other amplification method. Exemplary methods include polymerase chain reaction (PCR; see, e.g., U.S. Patent Nos. 4,683,202; 4,683,195; 4,965,188; and 5,035,996), isothermal procedures (using one or more RNA polymerases (see, e.g., WO 2006/081222), strand displacement (see, e.g., U.S. Pat. No. RE39,007), partial destruction of primer molecules (see, e.g., WO 2006/087574)), ligase chain reaction (LCR) (see, e.g., Wu, *et al.* Genomics 4:560-569 (1990) and Barany, *et al.* Proc. Natl. Acad. Sci. USA 88:189-193 (1991)), Q $\beta$  RNA replicase systems (see, e.g., WO 1994/016108), RNA transcription-based systems (e.g., TAS, 3SR), rolling circle amplification (RCA) (see, e.g., U.S. Pat. No. 5,854,033; U.S. Pub. No. 2004/265897; Lizardi, *et al.* Nat. Genet. 19:225-232 (1998); and Banér, *et al.* Nucleic Acid Res. 26: 5073-5078 (1998)), and strand displacement amplification (SDA) (Little, *et al.* Clin. Chem. 45:777-784 (1999)), among others. Many systems are suitable for use in amplifying target nucleic acids and are contemplated herein as would be understood by one of skill in the art.

**[0087]** Any of several methods can be used to detect amplified target nucleic acids using primers or probes. Many different reagents, systems, or detectable labels can be used in the methods described herein. These include, for example, TaqMan<sup>®</sup> systems, detectable label-quencher systems (e.g., FRET, salicylate / DTPA ligand systems (see, e.g., Oser, *et al.* Angew. Chem. Int. Ed. Engl. 29:1167-1169 (1990), displacement hybridization, homologous probes,

assays described in EP 070685), molecular beacons (e.g., NASBA), Scorpion, locked nucleic acid (LNA) bases (Singh, *et al.* Chem. Commun. 4:455-456 (1998)), peptide nucleic acid (PNA) probes (Pellestor, *et al.* Eur. J. Hum. Gen. 12:694-700 (2004)), Eclipse probes (Afonina, *et al.* Biotechniques 32:940-949 (2002)), light-up probes (Svanvik, *et al.* Anal. Biochem. 281:26-35 (2000)), molecular beacons (Tyagi, *et al.* Nat. Biotechnol. 14:303-308 (1996)), tripartite molecular beacons (Nutiu, *et al.* Nucleic Acids Res. 30:E94 (2002)), QuantiProbes (www.qiagen.com), HyBeacons (French, *et al.* Mol. Cell. Probes 15:363-374 (2001)), displacement probes (Li, *et al.* Nucleic Acids Res. 30:E5 (2002)), HybProbes (Cardullo, *et al.* Proc. Natl. Acad. Sci. USA 85:8790-8794 (1988)), MGB Alert (www.nanogen.com), Q-PNA (Fiandaca, *et al.* Genome Res. 11:609-613 (2001)), Plexor (www.Promega.com), LUX primers (Nazarenko, *et al.* Nucleic Acids Res. 30:E37 (2002)), Scorpion primers (Whitcombe, *et al.* Nat. Biotechnol. 17:804-807 (1999)), AmpliFluor<sup>®</sup> (Sunrise) primers (Nazarenko, *et al.* Nucleic Acids Res. 25:2516-2521 (1997)), DzyNA primers (Todd, *et al.* Clin. Chem. 46:625-630 (2000)), and the like. In each of these assays, the generation of amplification products can be monitored while the reaction is in progress. An apparatus for detecting the signal generated by the detectable label can be used to detect, measure, and quantify the signal before, during, or after amplification. The particular type of signal may dictate the choice of detection method. For example, in some embodiments, fluorescent dyes are used to label probes or amplified products. The probes bind to single-stranded or double-stranded amplified products, or the dyes intercalate into the double-stranded amplified products, and consequently, the resulting fluorescence increases as the amount of amplified product increases. In some embodiments, the  $T_m$  is ascertained by observing a fluorescence decrease as the double-stranded amplified product dissociates and the intercalating dye is released therefrom. The amount of fluorescence can be quantitated using standard equipment such as a spectra-fluorometer, for example. The use of other methods or reagents is also contemplated herein as would be understood by one of skill in the art.

**[0088]** One exemplary method for amplifying and detecting target nucleic acids is commercially available as TaqMan<sup>®</sup> (see, e.g., U.S. Pat. Nos. 4,889,818; 5,079,352; 5,210,015; 5,436,134; 5,487,972; 5,658,751; 5,538,848; 5,618,711; 5,677,152; 5,723,591; 5,773,258; 5,789,224; 5,801,155; 5,804,375; 5,876,930; 5,994,056; 6,030,787; 6,084,102; 6,127,155; 6,171,785; 6,214,979; 6,258,569; 6,814,934; 6,821,727; 7,141,377; and 7,445,900). TaqMan<sup>®</sup> assays are typically carried out by performing nucleic acid amplification on a target

polynucleotide using a nucleic acid polymerase having 5'-to-3' nuclease activity, a primer capable of hybridizing to said target polynucleotide, and an oligonucleotide probe capable of hybridizing to said target polynucleotide 3' relative to said primer. The oligonucleotide probe typically includes a detectable label (e.g., a fluorescent reporter molecule) and a quencher molecule capable of quenching the fluorescence of said reporter molecule. Typically, the detectable label and quencher molecule are part of a single probe. As amplification proceeds, the polymerase digests the probe to separate the detectable label from the quencher molecule. The detectable label (e.g., fluorescence) is monitored during the reaction, where detection of the label corresponds to the occurrence of nucleic acid amplification (i.e., the higher the signal the greater the amount of amplification). Variations of TaqMan<sup>®</sup> assays, such as LNA<sup>™</sup> spiked TaqMan<sup>®</sup> assay, are known in the art and would be suitable for use in the methods described herein.

**[0089]** One or more detectable labels or quenching agents are typically attached to a primer or probe. The detectable label can emit a signal when free or when bound to one the target nucleic acid. The detectable label can also emit a signal when in proximity to another detectable label. Detectable labels can also be used with quencher molecules such that the signal is only detectable when not in sufficiently close proximity to the quencher molecule. For instance, in some embodiments, the assay system can cause the detectable label to be liberated from the quenching molecule. Any of several detectable labels can be used to label the primers and probes used in the methods described herein. As mentioned above, in some embodiments the detectable label can be attached to a probe which can be incorporated into a primer or may otherwise bind to amplified target nucleic acid (for example, a detectable nucleic acid binding agent such as an intercalating or non-intercalating dye). When using more than one detectable label, each label should differ in its spectral properties such that the labels can be distinguished from each other, or such that together the detectable labels emit a signal that is not emitted by either detectable label alone. Exemplary detectable labels include, but are not limited to, a fluorescent dye or fluorophore (i.e., a chemical group that can be excited by light to emit fluorescence or phosphorescence), “acceptor dyes” capable of quenching a fluorescent signal from a fluorescent donor dye, and the like. Suitable detectable labels include, for example, fluorosceins (e.g., 5-carboxy-2,7-dichlorofluorescein; 5-Carboxyfluorescein (5-FAM); 5-HAT (Hydroxy Tryptamine); 6-HAT; 6-JOE; 6-carboxyfluorescein (6-FAM); FITC); Alexa fluors (e.g., 350, 405, 430, 488, 500, 514, 532, 546, 555, 568, 594, 610, 633, 635, 647, 660, 680, 700,

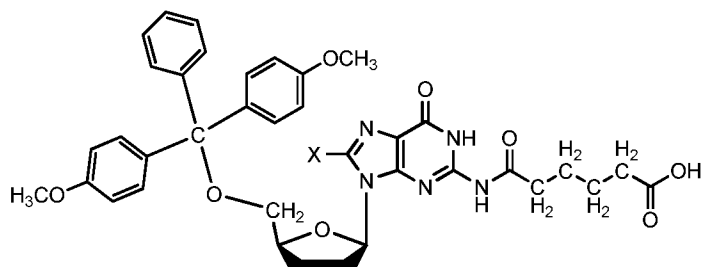
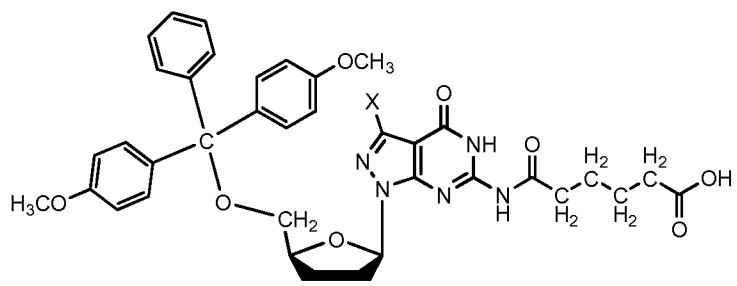
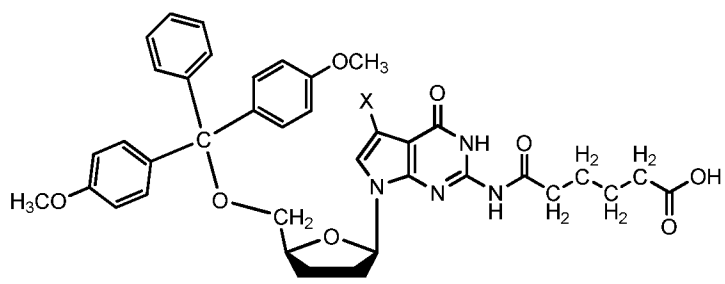
750); BODIPY fluorophores (e.g., 492/515, 493/503, 500/510, 505/515, 530/550, 542/563, 558/568, 564/570, 576/589, 581/591, 630/650-X, 650/665-X, 665/676, FL, FL ATP, FI-Ceramide, R6G SE, TMR, TMR-X conjugate, TMR-X, SE, TR, TR ATP, TR-X SE), coumarins (e.g., 7-amino-4-methylcoumarin, AMC, AMCA, AMCA-S, AMCA-X, ABQ, CPM methylcoumarin, coumarin phalloidin, hydroxycoumarin, CMFDA, methoxycoumarin), calcein, calcein AM, calcein blue, calcium dyes (e.g., calcium crimson, calcium green, calcium orange, calcofluor white), Cascade Blue, Cascade Yellow; Cy<sup>TM</sup> dyes (e.g., 3, 3.18, 3.5, 5, 5.18, 5.5, 7), cyan GFP, cyclic AMP Fluorosensor (FiCRhR), fluorescent proteins (e.g., green fluorescent protein (e.g., GFP, EGFP), blue fluorescent protein (e.g., BFP, EBFP, EBFP2, Azurite, mKalamal), cyan fluorescent protein (e.g., ECFP, Cerulean, CyPet), yellow fluorescent protein (e.g., YFP, Citrine, Venus, YPet), FRET donor/acceptor pairs (e.g., fluorescein/tetramethylrhodamine, IAEDANS/fluorescein, EDANS/dabcyl, fluorescein/fluorescein, BODIPY FL/BODIPY FL, Fluorescein/QSY7 and QSY9), LysoTracker and LysoSensor (e.g., LysoTracker Blue DND-22, LysoTracker Blue-White DPX, LysoTracker Yellow HCK-123, LysoTracker Green DND-26, LysoTracker Red DND-99, LysoSensor Blue DND-167, LysoSensor Green DND-189, LysoSensor Green DND-153, LysoSensor Yellow/Blue DND-160, LysoSensor Yellow/Blue 10,000 MW dextran), Oregon Green (e.g., 488, 488-X, 500, 514); rhodamines (e.g., 110, 123, B, B 200, BB, BG, B extra, 5-carboxytetramethylrhodamine (5-TAMRA), 5 GLD, 6-Carboxyrhodamine 6G, Lissamine, Lissamine Rhodamine B, Phalloidine, Phalloidine, Red, Rhod-2, 5-ROX (carboxy-X-rhodamine), Sulphorhodamine B can C, Sulphorhodamine G Extra, Tetramethylrhodamine (TRITC), WT), Texas Red, Texas Red-X, VIC and other labels described in, e.g., US Pub. No. 2009/0197254), among others as would be known to those of skill in the art. Other detectable labels can also be used (see, e.g., US Pub. No. 2009/0197254), as would be known to those of skill in the art.

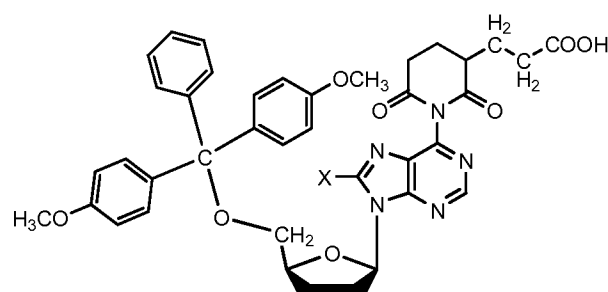
**[0090]** According to yet other embodiments, pyrophosphorolysis-activated polymerization methods are provided herein for synthesizing a desired nucleic acid strand on a nucleic acid template strand. These methods include conducting the following steps serially. First, a 2',3'-dideoxynucleoside is prepared, e.g., 2',3'-dideoxynucleoside as 2',3'-dideoxyguanosine, 2',3'-dideoxyadenosine, 3'-deoxythymidine and 2',3'-dideoxyuridine can be used.

**[0091]** Any of these 2',3'-dideoxynucleosides can be prepared according to the methods disclosed herein. Then, such prepared 2',3'-dideoxynucleoside can be used to make activatable

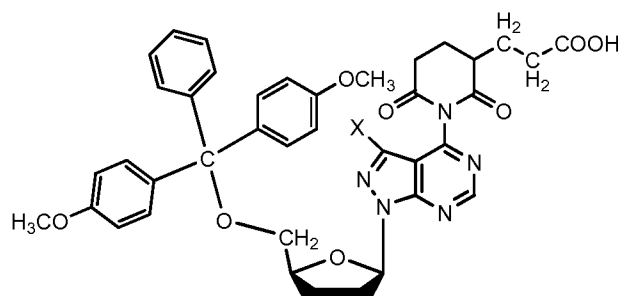
2',3'-dideoxynucleotide having a non-extendable 3'-deoxynucleotide end, which is removable by pyrophosphorolysis and has a mismatch with respect to the corresponding nucleotide on the template strand.

**[0092]** The foregoing discussion discloses just some methods for preparing 2',3'-dideoxynucleotide support structures. Alternatively, other derivatives of 2',3'-dideoxynucleosides can be used for the same purpose. Some non-limiting examples of such 2',3'-dideoxynucleoside derivatives include the following compounds **27-32**:

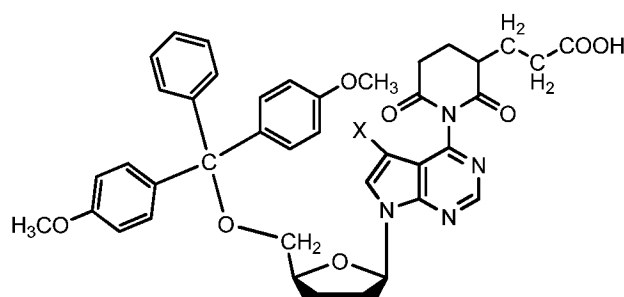
**27****28****29**



30



31



32

wherein in each of compounds **27-32**, X is H, halo (Cl, Br, F or I) or any alkyl or substituted alkyl group.

**[0093]** The activatable 2',3'-dideoxynucleotide can then be annealed to a template nucleic acid strand followed by pyrophosphorolysis of the resulting duplex with pyrophosphate and an enzyme that has pyrophosphorolysis activity thereby activating the 2',3'-dideoxynucleotide by removal of the terminal 3'-deoxynucleotide. Finally, the step of polymerizing is performed by extending the activated 2',3'-dideoxynucleotide on the template strand in the presence of four

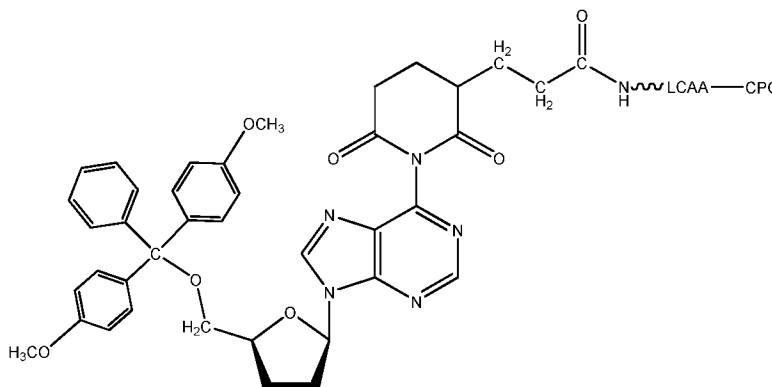
nucleoside triphosphates and a nucleic acid polymerase to synthesize the desired nucleic acid strand.

**[0094]** The nucleic acid polymerase can be any compound or system that will function to accomplish the amplification of the nucleic acid. Suitable enzymes include, for example, Tfl DNA polymerase, Taq DNA polymerase, *E. coli* DNA polymerase I, Klenow fragment of *E. coli* DNA polymerase I, T4 DNA polymerase, T7 DNA polymerase, other available DNA polymerases, RNA polymerases or their variants, reverse transcriptase or its variants, and other genetically engineered versions, such as ThermoSequenase™.

### III. EXAMPLES

**[0095]** The methods disclosed herein will be further clarified by a consideration of the following examples, which are intended to be purely exemplary and not to in any way limit the scope of the disclosure. In the synthetic examples provided below, reagents and solvents were obtained from Sigma-Aldrich (St. Louis, MO) except for 3'-deoxy-5'-O-(4,4'-dimethoxytrityl)thymidine which was obtained from Berry & Assoc., Dexter, MI. Column flash chromatography utilized 60-200 mesh silica gel (J.T. Baker). NMR spectra were recorded on a Bruker 400 MHz instrument. MS data were obtained on an AB-Sciex API-150 (electrospray) or AB-Voyager 6274 (MALDI-TOF). HPLC analyses were performed on an Agilent 1100 (DAD) with Waters C18-MS column at 60°C, running a gradient of 7-50% acetonitrile in 0.1M triethylammonium acetate, pH 6.8.

### EXAMPLE 1. Preparation of A 2',3'-Dideoxyadenosine Support Structure



**[0096]** 9-(5-(((tris(4-methoxyphenyl)methoxy)methyl)tetrahydrofuran-2-yl)-9-purin-6-amine (product **12** in Reaction Scheme **H**, above) was synthesized first according to the reaction shown



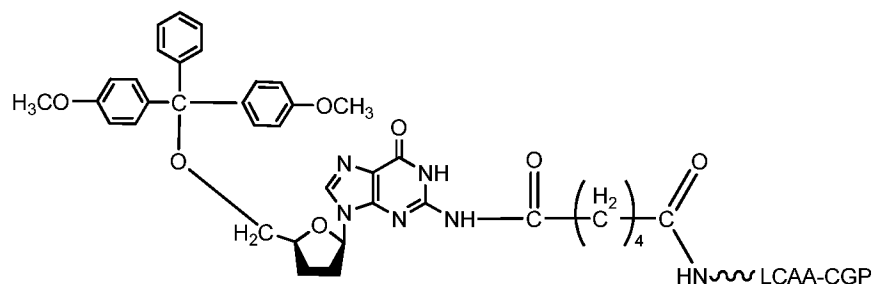
by Reaction Scheme **H**. To obtain this compound, 2',3'-dideoxyadenosine (500 mg, 2.13 mmol) was dried three times by co-evaporation with pyridine, and suspended in about 10 mL of dry pyridine, were added DMTCI (1.084 g, 3.2 mmol), triethylamine (0.45 mL, 3.2 mmol) and DMAP 6.48 mg, 0.053 mmol) were added. This reaction mixture was stirred at room temperature for about 4 hours, and then about 10 mL of 5% NaHCO<sub>3</sub> were added.

[0097] The mixture was then extracted with two ~30 mL portions of ethyl acetate, followed by combining the organic layers and by evaporation to dryness. The residue was purified by flash chromatography on silica gel (CH<sub>2</sub>Cl<sub>2</sub>/CH<sub>3</sub>OH = 10/1), to create product **12**, i.e., 9-(5-((tris(4-methoxyphenyl)methoxy)methyl)tetrahydrofuran-2-yl)-9-purin-6-amine. Yield 468 mg (41%). Product **12** was then used in the subsequent steps of preparation.

[0098] Next, about 100 mg (0.186 mmol) of product **12** (obtained as described above) was combined with about 139 mg (0.746 mmol) of 3-(2,6-dioxotetrahydropyran-3-yl)propanoic acid (product **15** in reaction scheme **I**). Then about 5 mL of anhydrous pyridine was added and the mixture was stirred for about 6 hours at about 90°C.

[0099] After evaporation, the residue was diluted with about 200 mL of methylene chloride, washed with 10% icy citric acid (5°C) and then with ice water. After drying, the organic layer was evaporated and the residue was chromatographed on silica gel (CH<sub>2</sub>Cl<sub>2</sub>/CH<sub>3</sub>OH = 10/1) to obtain 3-(2,6-dioxo-1-(9-(5-((tris(4-methoxyphenyl)methoxy)methyl)tetrahydrofuran-2-yl)-9-purin-6-yl)piperidin-3-yl)propanoic acid (14 mg, 11%), which is product **16** in Reaction Scheme **J**.

[0100] Product **16** was then used in the final stage of the process. About 14 mg (0.0198 mmol) of product **16** was combined with N,N-diisopropylethylamine (so called Hünig's base) (about 5.2 mL or 0.0297 mmol), HBTU (about 7.5 mg or 0.0198 mmol) and LCAA-CGP (about 417 mg or 0.0158 mmol). The mixture was shaken at room temperature for about 2 hours, followed by washing twice with dimethylformamide and twice with tetrahydrofuran, to create the final 2',3'-dideoxyadenosine support structure (product **17** above).

**EXAMPLE 2. Preparation of A 2',3'-Dideoxyguanosine Support Structure**

**[0101]** 9-(5-(hydroxymethyl)tetrahydrofuran-2-yl)-6-oxo-6,9-dihydropurin-2-yl)-N,N-dimethylformimidamide amine (product **3** in Reaction Scheme **A**, above) was synthesized first according to the reaction shown by Reaction Scheme **A**. To obtain this compound, 2',3'-dideoxyguanosine (about 947 mg, 3.77 mmol) was dissolved in 20 mL of methanol and N,N-dimethylformamide dimethyl acetal (about 1.06 mL, 7.98 mmol) was added. The mixture was stirred overnight at room temperature followed by adding another portion of N,N-dimethylformamide dimethyl acetal (about 0.5 mL, 3.9 mmol). The mixture was again stirred for about 2 hours at room temperature. The solvent was evaporated to yield the product, (compound **3** in Reaction Scheme **A**, above) as a white solid.

**[0102]** Next, compound **3** as shown in reaction scheme **A** was used to obtain N,N-dimethyl-N'-(6-oxo-9-(5-((tris(4-methoxyphenyl) methoxy)methyl)tetrahydrofuran-2-yl)-6,9-dihydropurin-2-yl) formimidamide (product **5** on the Reaction Scheme **B**), according to the above-shown Reaction Scheme **B**. To this end, compound **3** as shown in Reaction Scheme **A** and obtained as described above, was dried three times by co-evaporation with pyridine, and dissolved in about 30 mL of dry pyridine, DMTCl (about 1.9 g, 5.6 mmol) was added. This reaction mixture was stirred at room temperature overnight under an argon blanket, and then about 100 mL of saturated NaHCO<sub>3</sub> were added.

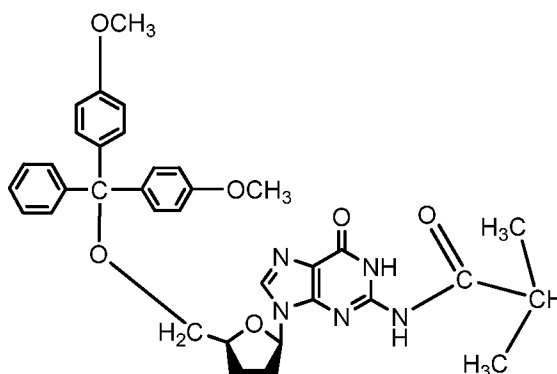
**[0103]** The mixture was then extracted with three ~100 mL portions of methylene chloride, followed by separating the organic layer and by drying over anhydrous Na<sub>2</sub>SO<sub>4</sub>. The solvent was evaporated under reduced pressure, and the residue was purified by chromatography on silica gel (CH<sub>2</sub>Cl<sub>2</sub>/CH<sub>3</sub>OH = 10/1), to create product **5**. Yield about 1.9 g (83% for the two steps). Product **5** was then used in the subsequent steps of preparation.

[0104] Product **5**, as shown by the Reaction Scheme **B** and obtained as described above, was then used to obtain 2-amino-9-(5-((tris(4-methoxyphenyl)methoxy) methyl)tetrahydrofuran-2-yl)-purin-6-one (compound **6** in Reaction Schemes **C** and **F**). To that end, about 200 mg (0.329 mmol) of product **5**, as shown by Reaction Scheme **B** and obtained as described above, was dissolved in about 10 mL of 7M ammonia in methanol. The reaction mixture was stirred for about 12 hours at room temperature. The solvent was evaporated and the residue was analyzed by mass-spectrometry and dried in a vacuum, to create product **6** as shown in Reaction Schemes **C** and **F**. Product **6** was then used in the subsequent steps of preparation, without further preliminary purification.

[0105] About 100 mg (0.18 mmol) of compound **6**, as shown in Reaction Schemes **C** and **F** and obtained as described above, was co-evaporated three times with anhydrous pyridine, and then suspended in about 10 mL of anhydrous pyridine. To this suspension, about 185 mg (1.45 mmol) of adipic anhydride (compound **7** in Reaction Scheme **G**) were added, and the reaction mixture was stirred at about 90°C for about 24 hours. The solution was concentrated and the residue was dissolved in about 70 mL of methylene chloride and washed with a 10% aqueous solution of citric acid (about 20 mL) and water (also about 20 mL). The organic layer was dried over anhydrous Na<sub>2</sub>SO<sub>4</sub> and the solvent was evaporated under reduced pressure. The residue was flash chromatographed on silica gel to create 6-oxo-6-(6-oxo-9-(5-((tris(4-methoxyphenyl)methoxy)methyl)tetrahydrofuran-2-yl)-6,9-dihydropurin-2-ylamino) hexanoic acid (yield about 54 mg, 44 %), which is product **8** in the Reaction Scheme **G**.

[0106] Product **8** was then used in the final stage of the process. About 44 mg (0.064 mmol) of product **8** was combined with N,N-diisopropylethylamine (about 45 mL or 0.26 mmol), HBTU (about 49 mg or 0.13 mmol) and LCAA-CGP (about 865 mg or 0.032 mmol). The mixture was shaken at room temperature for about 4 hours, followed by washing twice with dimethylformamide and twice with tetrahydrofuran, to create the final 2',3'-dideoxyguanosine support structure (product **9** above).

**EXAMPLE 3. Preparation of N-(9-(5-(1-(4-methoxyphenyl)-1-phenylethoxy)methyl)tetrahydrofuran-2-yl)-6-oxo-6,9-dihydro-1H-purin-2-yl)isobutyramide**



[0107] Compound **5A** shown in Reaction Schemes **E** and **F**, above, can be used for preparing compound **6** shown in Reaction Schemes **C** and **F**, instead of compound **5** discussed in Example 2, above. The synthesis was carried out according to the reaction shown by Reaction Scheme **D**. 2',3'-dideoxyguanosine was co-evaporated with anhydrous pyridine three times before it was suspended in about 20 mL of dry pyridine. Trimethylchlorosilane (about 1.6 mL, 12.4 mmol) was added and the reaction mixture was stirred at room temperature for about 15 minutes, followed by adding about 2.6 mL (15.5 mmol) isobutyric anhydride. The reaction mixture was kept overnight at room temperature, followed by cooling in an ice bath and adding about 4 mL of water after about 5 minutes. Then, about 4 mL of about 29% aqueous ammonia was added and the reaction was stirred for about 15 minutes. The resulting solution was evaporated to dryness, and the residue was dissolved in about 20 mL of water, followed by washing using ethylacetate/ethyl ether system (1/1). The organic layer was extracted using about 10 mL of water, and the combined aqueous layers were concentrated to about 10 mL. As a result of this procedure, the intermediate N-(9-(5-(hydroxymethyl)tetrahydrofuran-2-yl)-6-oxo-6,9-dihydro-1H-purin-2-yl)isobutyramide (product **3A** in Reaction Schemes **D** and **E**), was obtained, which was then used in the final step of preparation, without further preliminary purification.

[0108] Product **3A**, obtained as described above, was co-evaporated with anhydrous pyridine three times before it was suspended in about 10 mL of dry pyridine. DMTCL (about 2.1 g, 6.2 mmol) and DMAP (about 57 mg, 0.47 mmol) were added and the reaction was stirred at room temperature overnight. About 20 mL of aqueous NaHCO<sub>3</sub> were added and the solution was then extracted with two about 80 mL portions of methylene chloride. The combined

organic layers were dried and evaporated to dryness, followed by purifying the residue by flash chromatography on silica gel, to afford N-(9-(5-(1-(4-methoxyphenyl)-1-phenylethoxy)methyl)tetrahydrofuran-2-yl)-6-oxo-6,9-dihydro-1H-purin-2-yl)isobutyramide (the title product **5A** in Reaction Schemes **E** and **F**). The yield was about 320 mg.

**EXAMPLE 4. Automated DNA Synthesis Using A 2',3'-Dideoxyadenosine Support Structure**

[0109] Using an automated DNA synthesis procedure, oligonucleotides labeled with 2',3'-dideoxyadenosine were obtained. The process was initiated by a preparatory step, at which the 2',3'-dideoxyadenosine support structure obtained as described in Example 1 was combined with DNA synthesis reagents # 11 and # 12 (about 1 mL of each). The mixture was shaken at room temperature for about 1 hour and washed with tetrahydrofuran, methyl cyanide and methylene chloride, and dried under vacuum.

[0110] A loading test was conducted next. To about 15 mg of 2',3'-dideoxyadenosine support structure in a 50 mL flask, was added about 4 ml of DNA synthesis reagent # 14 and methylene chloride to the 50 mL mark. Absorption was measured at 498 nm using methylene chloride as a blank. The result was that  $A_{498\text{nm}}$  was 0.385. Accordingly, loading was calculated as 18.3  $\mu\text{mol/g}$  ( $0.385 \times 50 \times 10^6 / 70 \times 10^3 \times 15$ ).

[0111] The synthesis was carried out on an ABI 394 DNA Synthesizer in 0.2  $\mu\text{mol}$  scale. 7M aqueous ammonia in methanol (3/1) was used as the cleaving agent. The product was subjected to HPLC, extraction and collection, followed by drying in vacuum. The product was then dissolved in 200 nL of water to make the stock solution. 5 nL of the stock solution were then dissolved in 200 nL of water and absorption at 260 nm was measured. In two parallel experiments  $A_{260\text{nm}}$  was 0.407 and 0.368 corresponding to 56  $\mu\text{M}$  of the oligonucleotide.

**EXAMPLE 5. Automated DNA Synthesis Using A 2',3'-Dideoxyguanosine Support Structure**

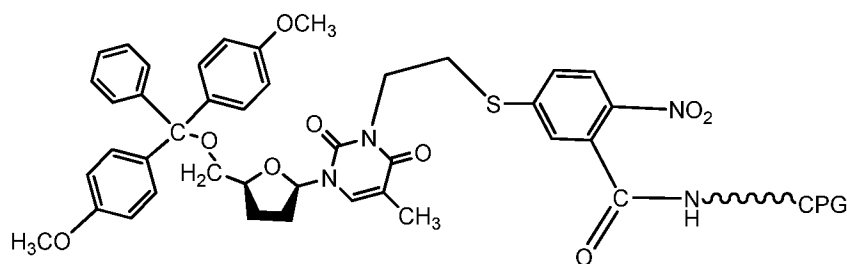
[0112] Using an automated DNA synthesis procedure, oligonucleotides labeled with 2',3'-dideoxyguanosine were obtained. The process was initiated by a preparatory step, at which the 2',3'-dideoxyguanosine support structure obtained as described in Example 2 was combined with DNA synthesis reagents # 11 and # 12 (about 1 mL of each). The mixture was shaken at room

temperature for about 1 hour and washed twice with tetrahydrofuran, twice with methyl cyanide and twice with methylene chloride, followed by drying under vacuum.

[0113] A loading test was conducted next. To about 16 mg of 2',3'-dideoxyguanosine support structure in a 50 mL flask, was added about 4 ml of DNA synthesis reagent # 14 and methylene chloride to the 50 mL mark. Absorption was measured at 498 nm using methylene chloride as a blank. The result was that  $A_{498\text{nm}}$  was 0.367. Accordingly, loading was calculated as 16  $\mu\text{mol/g}$  ( $0.367 \times 50 \times 10^6 / 70 \times 10^3 \times 15$ ).

[0114] The synthesis was carried out on an ABI 394 DNA Synthesizer in 0.2  $\mu\text{mol}$  scale. 7M aqueous ammonia in methanol (3/1) was used as the cleaving agent. The product was subjected to HPLC, extraction and collection, followed by drying under a vacuum. The product was then dissolved in 200 nL of water to make the stock solution. The following oligonucleotides labeled with with 2',3'-dideoxyguanosine were obtained: AGTF<sub>b</sub>G, AGTR<sub>b</sub>G, AGTF<sub>dd</sub>G, and AGTR<sub>dd</sub>G.

#### **EXAMPLE 6. Preparation of A 3'-Deoxythymidine Support Structure**



[0115] Methyl 3-fluoro-6-nitrobenzoate (i.e., compound **20** in Reaction Scheme **K** above) was synthesized first. To obtain this compound, about 1.0 g (5.4 mmol) of 3-fluoro-6-nitrobenzoic acid was dissolved in methanol (about 25 mL) and toluene (25 mL). To this was added, dropwise with swirling over 10 minutes, about 7.35 mL (14.7 mmol) of a 2M solution of trimethylsilyldiazomethane in hexane. Bubbling ensued, with yellow color dissipating until final addition. The solution was stirred for about 90 min, then acetic acid was added (about 650  $\mu\text{L}$ ) until the color dissipated and bubbling ceased.

[0116] After stirring for about 1 hour, the solution was evaporated and dried under vacuum to produce the product as a yellow oil. The yield was about 1.07 g (100%).  $^1\text{H-NMR}$  ( $\text{CDCl}_3$ ):  $\delta$  8.02 (dd, 1H),  $\delta$  7.37 (d, 1H),  $\delta$  7.30 (m, 1H),  $\delta$  3.94 (s, 3H).  $^{19}\text{F NMR}$  ( $\text{CDCl}_3$ ):  $\delta$  -102.28 (m).

[0117] Next, a solution of about 200 mg of methyl 3-fluoro-6-nitrobenzoate (1.0 mmol) obtained as described above in acetonitrile (about 1.5 mL) was treated with about 105  $\mu$ L of 2-mercaptoethanol (1.5 mmol), as shown in Reaction Scheme **L** above. About 207 mg of anhydrous  $K_2CO_3$  (1.5 mmol) was added and the mixture was stirred at about 25°C. After 2 days the reaction was filtered through celite and filtrate evaporated.

[0118] The residue was dissolved in about 20 mL of ethyl acetate, washed three times with 5% aqueous  $Na_2CO_3$ , then with saturated NaCl, and the organic phase was evaporated and dried under a vacuum to produce methyl 3-(2-hydroxyethylthio)-6-nitrobenzoate (compound **22** in reaction scheme **L** above) as a yellow oil, >95% pure. The yield was about 215 mg, (84%).  $^1H$ -NMR ( $CDCl_3$ ):  $\delta$  7.91 (d, 1H),  $\delta$  7.49 (s, 1H),  $\delta$  7.47 (s, 1H),  $\delta$  3.93 (s, 3H),  $\delta$  3.89 (t, 2H),  $\delta$  3.25 (t, 2H),  $\delta$  2.00 (br s, 1H).

[0119] As the next step, about 151 mg (0.286 mmol) of 3'-deoxy-5'-O-(4,4'-dimethoxytrityl)thymidine (i.e., compound **23** in Reaction Scheme **M** above) was dissolved in about 4 mL of dry benzene and stirred in an ice bath under argon. To this was added a solution of about 100 mg (0.39 mmol) of methyl 3-(2-hydroxyethylthio)-6-nitrobenzoate obtained as described above in about 1 mL of benzene. Next, about 120  $\mu$ L (0.49 mmol) of tri-*n*-butylphosphine was added. After stirring for about 10 minutes, the thickened mixture was allowed to come to ambient temperature, and then diluted with about 1 mL of benzene until freely stirring, followed by adding about 124 mg (0.49 mmol) of ADDP and stirring for about 18 hours. The reaction mixture was evaporated and the residue was dissolved in about 20 mL of ethyl acetate and washed 3 times with water, then with saturated aqueous solution of NaCl, and dried over  $Na_2SO_4$ .

[0120] An oily product was obtained which was purified by silica chromatography (0-5% methanol in dichloromethane, 1% triethylamine), to yield about 167 mg (76%) of the >90% pure (by NMR) waxy white solid product, methyl 5-(2-(3-(5-((bis(4-methoxyphenyl)(phenyl)methoxy)methyl)tetrahydrofuran-2-yl)-5-methyl-2,6-dioxo-2,3-dihydropyrimidin-1(6H)-yl)ethylthio)-2-nitrobenzoate.  $^1H$ -NMR ( $CD_2Cl_2$ ):  $\delta$  7.95 (d, 1H),  $\delta$  7.68 (dd, 1H),  $\delta$  7.65 (dd, 1H),  $\delta$  7.55 (s, 1H),  $\delta$  7.45 (dd, 2H),  $\delta$  7.35-7.22 (m, 2H),  $\delta$  6.84 (d, 4H),  $\delta$  6.10 (dd, 1H),  $\delta$  4.27-4.16 (m, 3H),  $\delta$  3.92 (s, 3H),  $\delta$  3.78 (s, 6H),  $\delta$  3.40 (dd, 1H),  $\delta$  3.32-3.24 (m, 3H),  $\delta$  2.40 (m, 1H),  $\delta$  2.13-2.00 (m, 3H),  $\delta$  1.55 (s, 3H).

**[0121]** A solution of about 30 mg (0.039 mmol) of methyl 5-(2-(3-(5-((bis(4-methoxyphenyl)(phenyl) methoxy)methyl)tetrahydrofuran-2-yl)-5-methyl-2,6-dioxo-2,3-dihydropyrimidin-1(6H)-yl)ethylthio)-2-nitrobenzoate obtained as described above in about 1 mL of acetonitrile was treated with about 330  $\mu$ L (0.33 mmol) of 1N aqueous solution of NaOH, followed by stirring for about 5 hrs and by diluting with about 5 mL of 1M aqueous solution of triethylammonium acetate (pH 7) and about 5 mL of 1M aqueous solution of sodium acetate (pH 6). The product was extracted with about 20 mL of ethyl acetate and washed 3 times with water, then with a saturated aqueous solution of NaCl. A small amount of triethylamine was added to the ethyl acetate extract and the solvent was evaporated to give an oil which solidified upon standing.

**[0122]** The solid was dissolved in dry acetonitrile (1% triethylamine) and filtered to remove insoluble salts. Upon drying, the filtrate gave the product as the triethylammonium salt of the acid, 5-(2-(3-(5-((bis(4-methoxyphenyl)(phenyl)methoxy)methyl)tetrahydrofuran-2-yl)-5-methyl-2,6-dioxo-2,3-dihydropyrimidin-1(6H)-yl)ethylthio)-2-nitrobenzoic acid (product **24** in Reaction Scheme M). The yield was about 20 mg (77%). MS (ESI): [M-H]<sup>-</sup> = 752.4.

**[0123]** Product **24** was then used in the final stage of the process. A solution was prepared in DMF (about 0.5 mL) containing HBTU (about 7.5 mg, 19.8  $\mu$ mol), HOBt (about 2.7 mg, 19.9  $\mu$ mol), and DIEA (about 8.8  $\mu$ L, 50  $\mu$ mol). The solution was allowed to stand about 10 minutes and then added to a solution of about 20 mg (23  $\mu$ mol) of the triethylammonium salt of product **24**, obtained as described above, in about 0.5 mL of dimethylformamide. After stirring for about 10 minutes, the reaction was added to a slurry of about 311 mg (37  $\mu$ mol amine/g) of aminopropyl-CPG in about 1.2 mL of dimethylformamide and then shaken gently for about 21 hours. The CPG was collected on a glass frit, then washed with dimethylformamide and dichloromethane and then dried. Next, the CPG was treated with acetic anhydride (excess) in tetrahydrofuran containing pyridine and 1-methylimidazole, for about 20 minutes, to cap any free amines on the support. The CPG was then filtered and washed with tetrahydrofuran, dichloromethane, and then dried. Finally, the sulfide linker was oxidized to the sulfone by treatment of the CPG with a solution of about 200 mg of TBA-oxone in about 2 mL of dichloromethane.

**[0124]** After gentle shaking for about 18 hours, the CPG was filtered, washed with dichloromethane, and dried to yield about 300 mg of activated title product, i.e., 3'-



deoxythymidine support structure. Detritylation and UV-Vis quantitation of a sample of CPG gave a loading of about 18.3  $\mu\text{mol/g}$  (50%).

**EXAMPLE 7. Automated DNA Synthesis Using A 3'-Deoxythymidine Support Structure**

[0125] About 10.9 mg (200 nmol dT) of the 3'-deoxythymidine support structure obtained as described in Example 6, was packed into DNA synthesis columns for the ABI 394 DNA Synthesizer. Two representative sequences having similar GC content (near 50%) selected from a set of 3'-dT primers were prepared: (1) 24mer, GAT CCA GAT GTT AGG GCA GTC TC(dT) (SEQ ID NO: 1), (2) 23mer, TAT CAG TGG AGA TCC TGG ACC A(dT) (SEQ ID NO: 2). Instrument synthesis protocol was standard and coupling times were not adjusted. Final detritylation was performed on the instrument. Cleavage of DNA from support was unaccomplished under standard conditions: CPG was removed from the column and treated with 28%  $\text{NH}_4\text{OH}$  in a sealed vial for 4.5 hrs at 60C. The CPG was filtered and washed with water and the filtrate was dried under vacuum. The soluble residue was redissolved in 0.3M NaCl and the oligonucleotide isolated by ethanol precipitation.

[0126] Crude products, obtained in 85% yield, were further purified by RP-HPLC for analysis. MS (MALDI-TOF): (1) 24mer, MW calc = 7367.1, MS found = 7366.1 [M-H]<sup>-</sup>, (2) 23mer, MW calc = 7047.5, MS found = 7047.1 [M-H]<sup>-</sup>.

[0127] Although only a few embodiments have been described in detail and exemplified above, it is understood that many modifications are possible in the described embodiments without departing from the teachings thereof. All such modifications are intended to be encompassed within the following claims.

## CLAIMS

### WHAT IS CLAIMED IS:

1. A method for preparing a 2',3'-dideoxyguanosine support structure, the method comprising:
  - (a) reacting 2',3'-dideoxyguanosine with N,N-dimethylformamide dimethylacetal, to obtain a first intermediate;
  - (b) reacting the first intermediate with 4,4-dimethoxytriphenylmethyl chloride, to obtain a second intermediate comprising a dimethylformamide protecting group;
  - (c) cleaving the dimethylformamide protecting group off the second intermediate, to obtain a third intermediate; and
  - (d) reacting the third intermediate with adipic anhydride,to thereby obtain a precursor for the 2',3'-dideoxyguanosine support structure, wherein the precursor is a derivative of 2',3'-dideoxyguanosine.
2. A method for preparing a 2',3'-dideoxyguanosine support structure, the method comprising:
  - (a) reacting 2',3'-dideoxyguanosine with isobutyric anhydride, to obtain a first intermediate;
  - (b) reacting the first intermediate with 4,4-dimethoxytriphenylmethyl chloride, to obtain a second intermediate comprising an isobutyramide protecting group;
  - (c) cleaving the isobutyramide protecting group off the second intermediate, to obtain a third intermediate; and
  - (d) reacting the third intermediate with adipic anhydride,to thereby obtain a precursor for the 2',3'-dideoxyguanosine support structure, wherein the precursor is a derivative of 2',3'-dideoxyguanosine.

3. The method of claim 1 or 2, further comprising coupling the derivative of 2',3'-dideoxyguanosine to long chain alkyl amine/controlled pore glass beads to thereby obtain the 2',3'-dideoxyguanosine support structure.

4. A method for preparing an oligonucleotide labeled with 2',3'-dideoxyguanosine, the method comprising:

(a) preparing the 2',3'-dideoxyguanosine support structure according to the method of claim 3;

(b) conducting an automated DNA synthesis using said 2',3'-dideoxyguanosine support structure; and

(c) combining the product of the automated DNA synthesis with a cleaving and deprotecting agent selected from the group consisting of ammonia and methylamine,

to thereby obtain the oligonucleotide labeled with 2',3'-dideoxyguanosine.

5. A method for preparing a 2',3'-dideoxyadenosine support structure, the method comprising:

(a) reacting 2',3'-dideoxyadenosine with 4,4-dimethoxytriphenylmethyl chloride, to obtain a first intermediate;

(b) reacting pentane-1,3,5-tricarboxylic acid with oxalyl chloride, to obtain a second intermediate; and

(c) reacting the first intermediate with the second intermediate,

to thereby obtain a precursor for the 2',3'-dideoxyadenosine support structure, wherein the precursor is a derivative of 2',3'-dideoxyadenosine.

6. The method of claim 5, further comprising coupling the derivative of 2',3'-dideoxyadenosine to long chain alkyl amine/controlled pore glass beads to thereby obtain the 2',3'-dideoxyadenosine support structure.

7. A method for preparing an oligonucleotide labeled with 2',3'-dideoxyadenosine, the method comprising:

- (a) synthesizing the 2',3'- dideoxyadenosine support structure according to the method of claim 5;
- (b) conducting an automated DNA synthesis using said 2',3'- dideoxyadenosine support structure; and
- (c) combining the product of the automated DNA synthesis with a cleaving and deprotecting agent selected from the group consisting of ammonia and methylamine, to thereby obtain the oligonucleotide labeled with 2',3'- dideoxyadenosine.

8. A method for preparing a 3'-deoxythymidine support structure, the method comprising:

- (a) esterifying 3-fluoro-6-nitrobenzoic acid, to obtain an ester intermediate;
- (b) reacting the ester intermediate with 2-mercaptoethanol, to obtain a thiol intermediate;
- (c) reacting 1-(5-((bis(4-methoxyphenyl) (phenyl)methoxy)methyl) tetrahydrofuran-2-yl)-5-methylpyrimidine-2,4-dione with the thiol intermediate under Mitsunobu conditions to obtain a third intermediate; and
- (d) subjecting the third intermediate to saponification, to thereby obtain a precursor for the 3'-deoxythymidine support structure, wherein the precursor is a derivative of 3'-deoxythymidine.

9. The method of claim 8, further comprising coupling the derivative of 3'-deoxythymidine to aminopropylsilyl/controlled pore glass beads to thereby obtain the 3'-deoxythymidine support structure.

10. The method of claim 8, further comprising:

- (a) subjecting the 3'-deoxythymidine support structure to acetylation; and
- (b) oxidizing a sulfide linker of the 3'-deoxythymidine support structure to sulfone.

11. A method for preparing an oligonucleotide labeled with 3'-deoxythymidine, the method comprising:

(a) preparing a 2',3'- deoxythymidine support structure according to the method of claim 8;

(b) conducting an automated DNA synthesis using the 3'-deoxythymidine support structure; and

(c) combining the product of the automated DNA synthesis with a cleaving and deprotecting agent selected from the group consisting of ammonia and methylamine,

to thereby obtain the oligonucleotide labeled with 3'-deoxythymidine.

12. A method for detecting a nucleic acid, the method comprising:

(a) preparing a 2',3'-dideoxynucleoside selected from the group consisting of 2',3'-dideoxyguanosine, 2',3'-dideoxyadenosine, and 3'-deoxythymidine, wherein the 2',3'-dideoxynucleoside is prepared according to a method of any one of claims 1, 2, 5, or 8,

(b) preparing a 2',3'-dideoxynucleotide from the 2',3'-dideoxynucleoside, wherein the 2',3'-dideoxynucleotide has a non-extendable 3' end, which is removable by pyrophosphorolysis;

(c) annealing the 2',3'-dideoxynucleotide to a nucleic acid;

(d) removing the 3' non-extendable terminus of the 2',3'-dideoxynucleotide by pyrophosphorolysis to produce an unblocked oligonucleotide;

(e) extending the unblocked oligonucleotide; and

(f) detecting the presence of the nucleic acid by detecting the extended oligonucleotide to thereby detect the nucleic acid.

13. The method of claim 12, wherein pyrophosphorolysis is performed in the presence of a nucleic acid polymerase.

14. The method of claim 12, wherein the extending of the unblocked oligonucleotide is performed with a nucleic acid polymerase.

15. The method of claim 12, wherein the unblocked oligonucleotide present in the extension step contains a label and the detecting step comprises detecting the presence of the label.

16. A method of synthesizing a nucleic acid, the method comprising

(a) preparing a 2',3'-dideoxynucleoside selected from the group consisting of 2',3'-dideoxyguanosine, 2',3'-dideoxyadenosine, and 3'-deoxythymidine, wherein the 2',3'-dideoxynucleoside is prepared according to a method of any one of claims 1, 2, 5, or 8;

(b) preparing a 2',3'-dideoxynucleotide from the 2',3'-dideoxynucleoside, wherein the 2',3'-dideoxynucleotide has a non-extendable 3' end, which is removable by pyrophosphorolysis;

(c) annealing the 2',3'-dideoxynucleotide to a nucleic acid;

(d) removing the 3' non-extendable terminus of the 2',3'-dideoxynucleotide by pyrophosphorolysis to produce an unblocked oligonucleotide; and

(e) extending the unblocked oligonucleotide using a nucleic acid polymerase to thereby synthesize the nucleic acid.

17. The method of claim 16, wherein pyrophosphorolysis is performed in the presence of a nucleic acid polymerase.

18. A method of detecting a nucleic acid, the method comprising:

(a) preparing two different 2',3'-dideoxynucleosides selected from the group consisting of 2',3'-dideoxyguanosine, 2',3'-dideoxyadenosine, and 3'-deoxythymidine, wherein the 2',3'-dideoxynucleosides are prepared according to a method of any one of claims 1, 2, 5, or 8;

(b) preparing two 2',3'-dideoxynucleotides from the two 2',3'-dideoxynucleosides, wherein each of the 2',3'-dideoxynucleotides has a non-extendable 3' end which is removable by pyrophosphorolysis;

(c) annealing to a nucleic acid the two 2',3'-dideoxynucleotides wherein one of the 2',3'-dideoxynucleotides overlaps with the other 2',3'-dideoxynucleotide by at least one

nucleotide at their respective 3' ends, with the further proviso that one of the 2',3'-dideoxynucleotides anneals to a first nucleic acid strand and the other 2',3'-dideoxynucleotide anneals to a nucleic acid strand which is the complement of the first nucleic acid strand;

(d) removing the 3' non-extendable terminus of the annealed first 2',3'-dideoxynucleotide and second 2',3'-dideoxynucleotide by pyrophosphorolysis to obtain unblocked oligonucleotides;

(e) extending the unblocked oligonucleotides; and

(f) detecting the extended oligonucleotides to thereby detect the nucleic acid.

19. The method of claim 18, wherein pyrophosphorolysis is performed in the presence of a nucleic acid polymerase.

20. The method of claim 18, wherein the extending of the unblocked oligonucleotides is performed with a nucleic acid polymerase.

21. The method of claim 17, wherein at least one of the unblocked oligonucleotides present in the extending step contains a label and the detecting step comprises detecting the presence of the label.

22. A method of detecting a nucleic acid, the method comprising:

(a) synthesizing a template nucleic acid from the nucleic acid;

(b) preparing a 2',3'-dideoxynucleoside selected from the group consisting of 2',3'-dideoxyguanosine, 2',3'-dideoxyadenosine, and 3'-deoxythymidine, wherein the 2',3'-dideoxynucleoside is prepared according to a method of any one of claims 1, 2, 5, or 8;

(c) preparing a 2',3'-dideoxynucleotide from the 2',3'-dideoxynucleoside, wherein the 2',3'-dideoxynucleotide has a non-extendable 3' end, which is removable by pyrophosphorolysis;

(d) annealing the 2',3'-dideoxynucleotide to the template nucleic acid;

(e) removing the 3' non-extendable terminus of the 2',3'-dideoxynucleotide annealed to the template nucleic acid by pyrophosphorolysis to obtain an unblocked oligonucleotide; and

(f) extending the unblocked oligonucleotide to thereby detect the nucleic acid.

23. The method of claim 22, wherein the template nucleic acid is synthesized by:

(a) annealing to one strand of the nucleic acid a first complementary oligonucleotide that is sequence specific;

(b) extending the first complementary oligonucleotide in the presence of a nucleic acid polymerase to produce an extended first oligonucleotide; and

(c) adding a second oligonucleotide to a 3' terminus of the extended first oligonucleotide, to thereby produce a template nucleic acid.

24. The method of claim 23, further comprising amplifying the template nucleic acid.

25. The method of claim 24, wherein the amplification is a polymerase chain reaction.

26. The method of claim 24, wherein the amplification is by a pyrophosphorolysis activated polymerization.

27. A pyrophosphorolysis activated polymerization method of synthesizing a desired nucleic acid strand on a nucleic acid template strand, comprising serially:

(a) preparing a 2',3'-dideoxynucleoside selected from the group consisting of 2',3'-dideoxyguanosine, 2',3'-dideoxyadenosine, and 3'-deoxythymidine, wherein the 2',3'-dideoxynucleoside is prepared according to a method of any one of claims 1, 2, 5, or 8;

(b) preparing an activatable 2',3'-dideoxynucleotide from the 2',3'-dideoxynucleoside, wherein the activatable 2',3'-dideoxynucleotide has a non-extendable 3'-deoxynucleotide end, which is removable by pyrophosphorolysis and has a mismatch with respect to the corresponding nucleotide on the template strand;

(c) annealing to the template strand the activatable 2',3'-dideoxynucleotide;



(d) pyrophosphorolyzing the resulting duplex with pyrophosphate and an enzyme that has pyrophosphorolysis activity and activates the 2',3'-dideoxynucleotide by removal of the terminal 3'-deoxynucleotide; and

(e) polymerizing by extending the activated 2',3'-dideoxynucleotide on the template strand in presence of four nucleoside triphosphates and a nucleic acid polymerase to synthesize the desired nucleic acid strand.