

- [54] CASE FOR A DRY SHAVER
- [75] Inventor: Willem Anema, Drachten, Netherlands
- [73] Assignee: U.S. Philips Corporation, New York, N.Y.
- [**] Term: 14 Years
- [21] Appl. No.: 91,229
- [22] Filed: Nov. 5, 1979

[30] Foreign Application Priority Data
 May 10, 1979 [XB] Benelux Designs Conv. 53686-00

- [51] Int. Cl. D3-02
- [52] U.S. Cl. D3/39; D3/34; D3/49; D3/78
- [58] Field of Search D3/30, 33, 34, 35, 39, D3/72, 73, 78, 23; 30/34 R, DIG. 2; 132/79 F, 79 G, 80 R; 206/351, 314; D9/426; 154/52 R; D28/83

- [56] References Cited
- U.S. PATENT DOCUMENTS
- | | | | | |
|------------|--------|--------|-------|----------|
| D. 49,217 | 6/1916 | King | | D3/34 |
| D. 220,459 | 4/1971 | Litman | | D3/76 |
| D. 221,117 | 7/1971 | Jacobs | | D3/39 |
| 3,240,324 | 3/1966 | Braun | | 132/80 R |

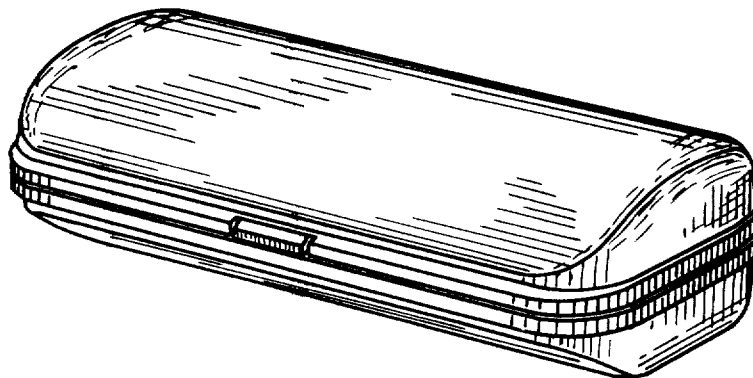
Primary Examiner—George P. Word
 Attorney, Agent, or Firm—Thomas A. Briody; William J. Streeter; Rolf E. Schneider

[57] CLAIM

The ornamental design for a case for a dry shaver, as shown.

DESCRIPTION

FIG. 1 is a perspective view of a case for a dry shaver showing my new design;
 FIG. 2 is a rear elevational view thereof;
 FIG. 3 is a front elevational view thereof;
 FIG. 4 is a left side elevational view thereof;
 FIG. 5 is a right side elevational view thereof;
 FIG. 6 is a top plan view thereof; and
 FIG. 7 is a bottom plan view thereof.



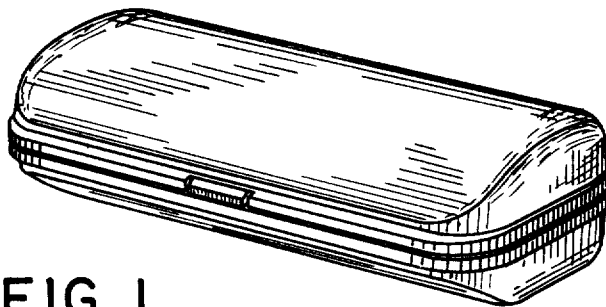


FIG. 1




FIG. 2




FIG. 3




FIG. 4

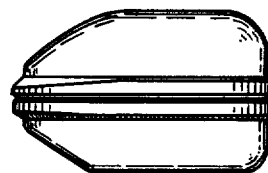


FIG. 5




FIG. 6




FIG. 7