



US00D770362S

(12) **United States Design Patent** (10) **Patent No.:** **US D770,362 S**  
**Schimmoller** (45) **Date of Patent:** **\*\* \*Nov. 1, 2016**

(54) **TIRE TREAD WITH CIRCULAR HOLE  
PATTERN VISUAL WEAR INDICATOR**

(71) Applicant: **COOPER TIRE & RUBBER  
COMPANY**, Findlay, OH (US)

(72) Inventor: **Ryan J. Schimmoller**, Ottoville, OH  
(US)

(73) Assignee: **COOPER TIRE & RUBBER  
COMPANY**, Findlay, OH (US)

(\* ) Notice: This patent is subject to a terminal dis-  
claimer.

(\*\*) Term: **14 Years**

(21) Appl. No.: **29/466,683**

(22) Filed: **Sep. 10, 2013**

(51) **LOC (10) Cl.** ..... **12-15**

(52) **U.S. Cl.**  
USPC ..... **D12/521**

(58) **Field of Classification Search**  
USPC ..... D12/505-532, 900-901, 604;  
152/154.2

CPC ..... B60C 11/0304; B60C 11/0302; B60C  
11/0306; B60C 11/0309; B60C 11/0318;  
B60C 11/0311; B60C 11/042; B60C 11/13;  
B60C 11/00; B60C 11/11; B60C 11/12;  
B60C 11/24

See application file for complete search history.

(56) **References Cited**

**U.S. PATENT DOCUMENTS**

2,706,509	A	4/1955	White	
3,653,422	A	4/1972	French	
3,929,179	A	12/1975	Hines	
4,226,274	A *	10/1980	Awaya et al.	152/154.2
RE30,518	E	2/1981	French	
D389,106	S *	1/1998	Cagneaux et al.	D12/523
D392,923	S *	3/1998	Cagneaux et al.	D12/521
5,980,668	A	11/1999	Slingluff	

6,220,199	B1	4/2001	Williams	
6,523,586	B1	2/2003	Eromaki et al.	
6,709,138	B1	3/2004	Johnson	
D490,046	S *	5/2004	Fukunaga	D12/521
6,883,567	B2	4/2005	Shimura	
D512,012	S *	11/2005	Delu et al.	D12/517
D512,013	S *	11/2005	Delu et al.	D12/521
D515,020	S *	2/2006	Fukunaga	D12/521
7,011,126	B2	3/2006	Heinena	
D519,442	S *	4/2006	Sakaguchi et al.	D12/519
D525,186	S *	7/2006	Martin	D12/521
D546,272	S *	7/2007	Shinohara et al.	D12/521
D551,156	S *	9/2007	Shinohara et al.	D12/521
7,291,237	B2	11/2007	O'Brien et al.	
D560,595	S *	1/2008	Bindner et al.	D12/521
D568,234	S *	5/2008	Shinohara et al.	D12/521

(Continued)

**OTHER PUBLICATIONS**

U.S. Appl. No. 61/875,858, filed Sep. 10, 2013.

(Continued)

*Primary Examiner* — Stacia Cadmus  
(74) *Attorney, Agent, or Firm* — Fay Sharpe LLP

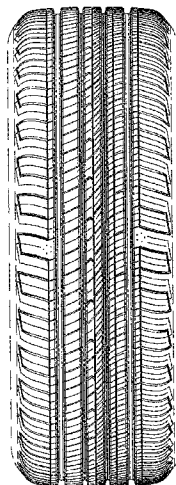
(57) **CLAIM**

The ornamental design for a tire tread with circular hole pattern visual wear indicator, as shown and described.

**DESCRIPTION**

FIG. 1 is a perspective view of a tire tread with circular hole pattern visual wear indicator, showing my new design; FIG. 2 is a front view thereof; FIG. 3 is an enlarged fragmentary side view thereof; FIG. 4 is an enlarged fragmentary side view thereof, showing the opposite side from that shown in FIG. 3; and, FIG. 5 is an enlarged fragmentary front view thereof. The broken line showing of the sidewall, inner bead, and the peripheral boundary between the tire tread and the sidewall depict environmental subject matter and form no part of the claimed design.

**1 Claim, 5 Drawing Sheets**



(56)

**References Cited**

U.S. PATENT DOCUMENTS

D572,653 S \* 7/2008 Knowles et al. .... D12/521  
7,670,123 B2 3/2010 Cuny et al.  
D613,235 S \* 4/2010 Kossi et al. .... D12/521  
7,766,061 B2 8/2010 Mayni et al.  
7,784,508 B2 8/2010 Kemp et al.  
D643,359 S \* 8/2011 Rau ..... D12/521  
D647,454 S \* 10/2011 Fabing et al. .... D12/518  
D668,203 S \* 10/2012 Rittweger et al. .... D12/521  
D684,919 S \* 6/2013 Maxwell et al. .... D12/521  
8,695,655 B2 \* 4/2014 Cuny et al. .... 152/154.2  
8,833,410 B2 \* 9/2014 Paturle ..... 152/154.2  
D716,217 S \* 10/2014 Rittweger ..... D12/523

D717,727 S \* 11/2014 Parr et al. .... D12/604  
D722,010 S \* 2/2015 Tian ..... D12/521  
2009/0095388 A1 4/2009 Cuny et al.  
2011/0007933 A1 1/2011 Lempitsky

OTHER PUBLICATIONS

U.S. Appl. No. 29/466,674, filed Sep. 10, 2013.  
U.S. Appl. No. 29/466,677, filed Sep. 10, 2013.  
U.S. Appl. No. 29/466,681, filed Sep. 10, 2013.  
U.S. Appl. No. 29/466,685, filed Sep. 10, 2013.  
U.S. Appl. No. 29/466,688, filed Sep. 10, 2013.  
U.S. Appl. No. 29/466,689, filed Sep. 10, 2013.

\* cited by examiner

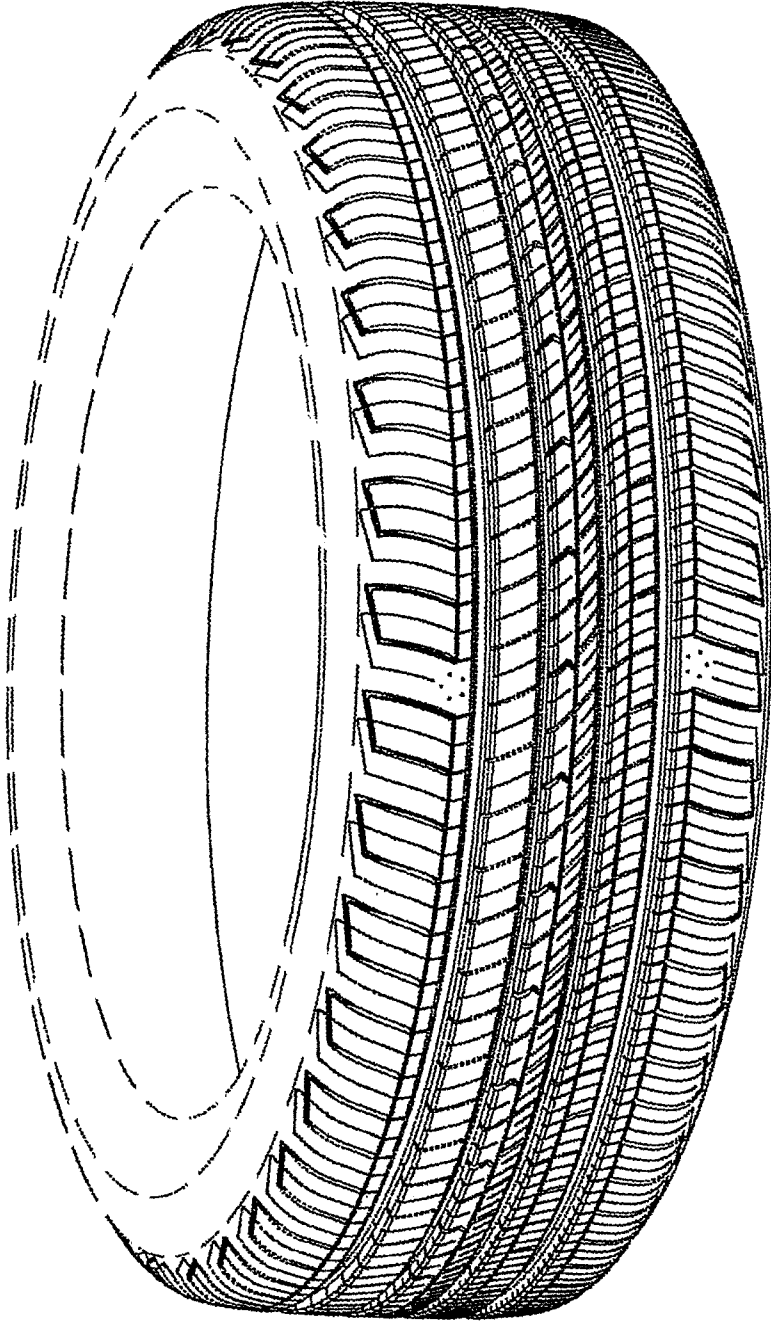


FIG. 1

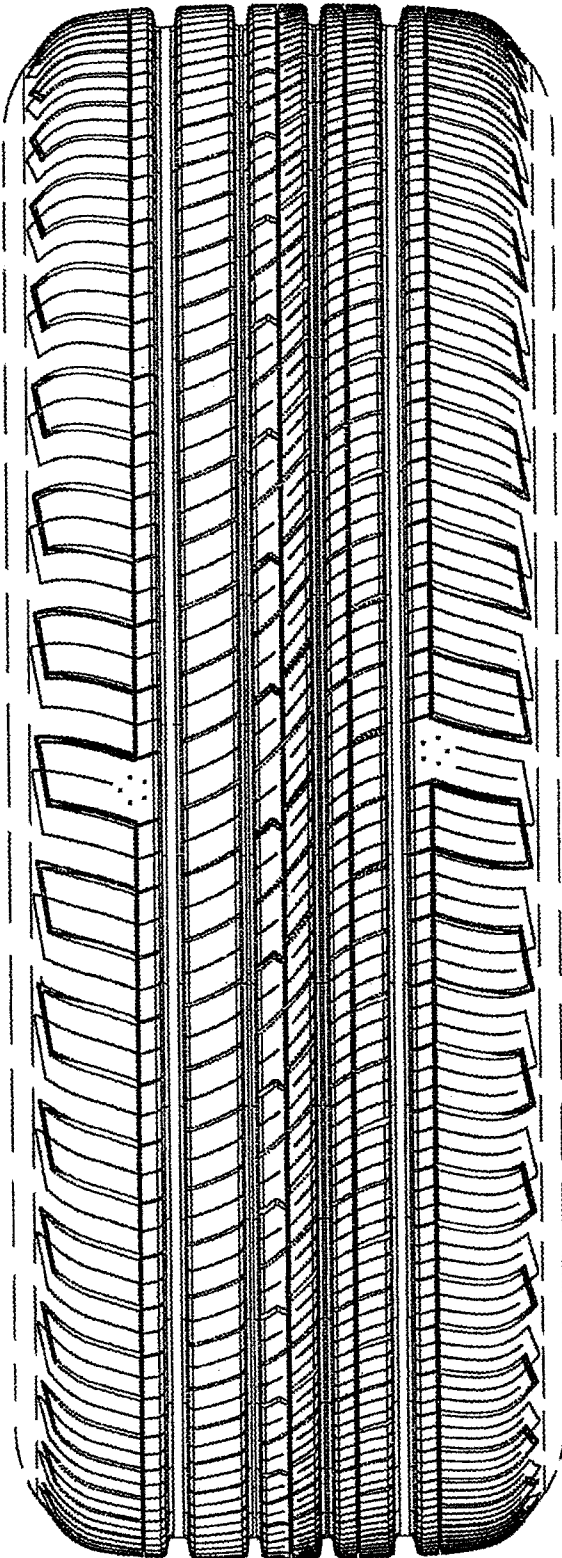


FIG. 2

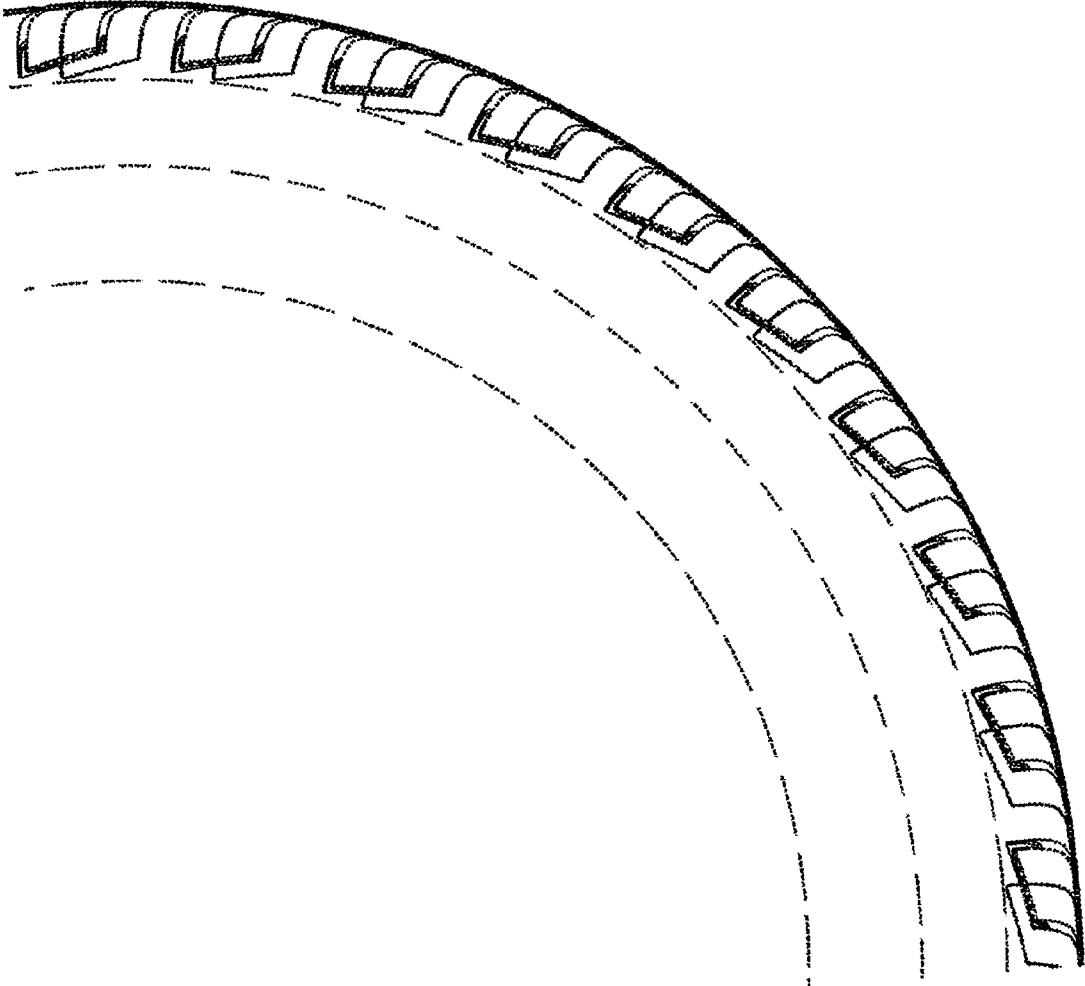


FIG. 3

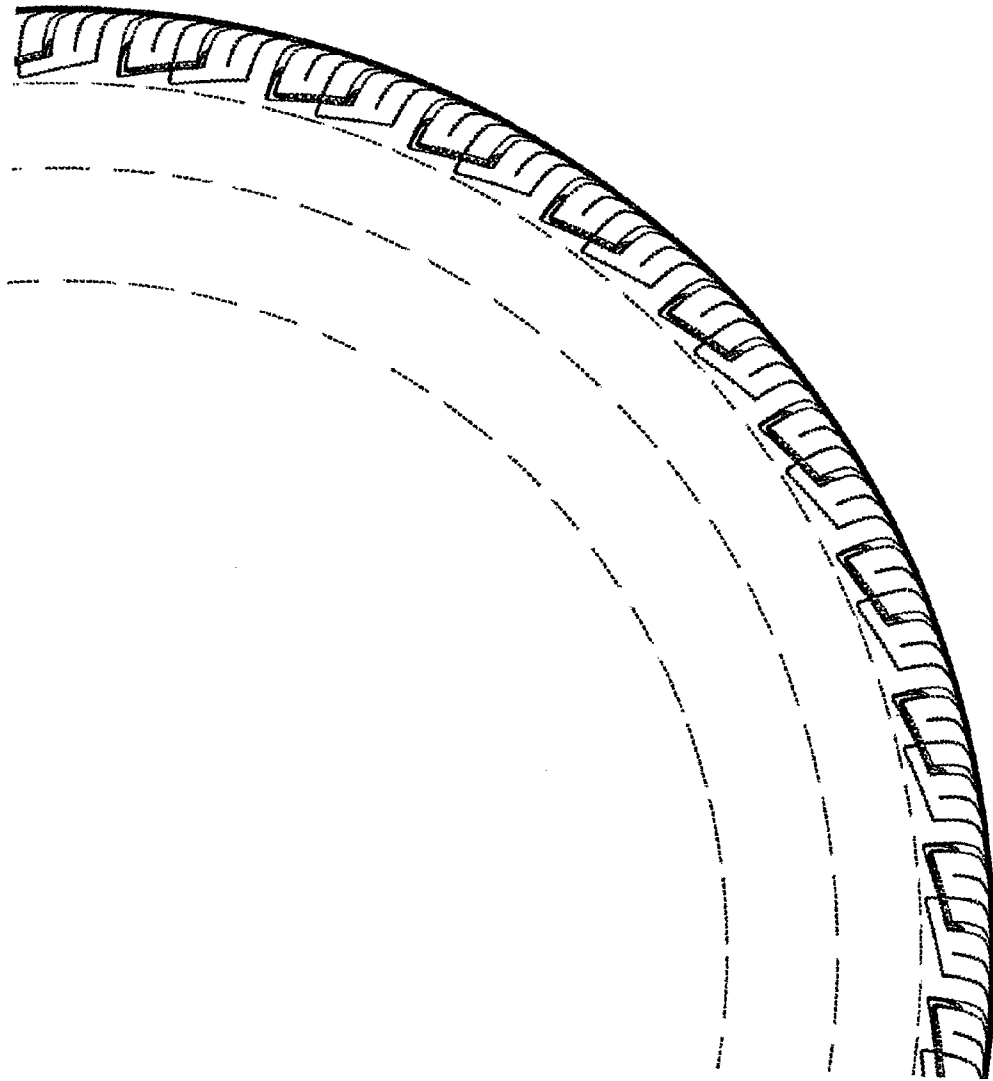


FIG. 4

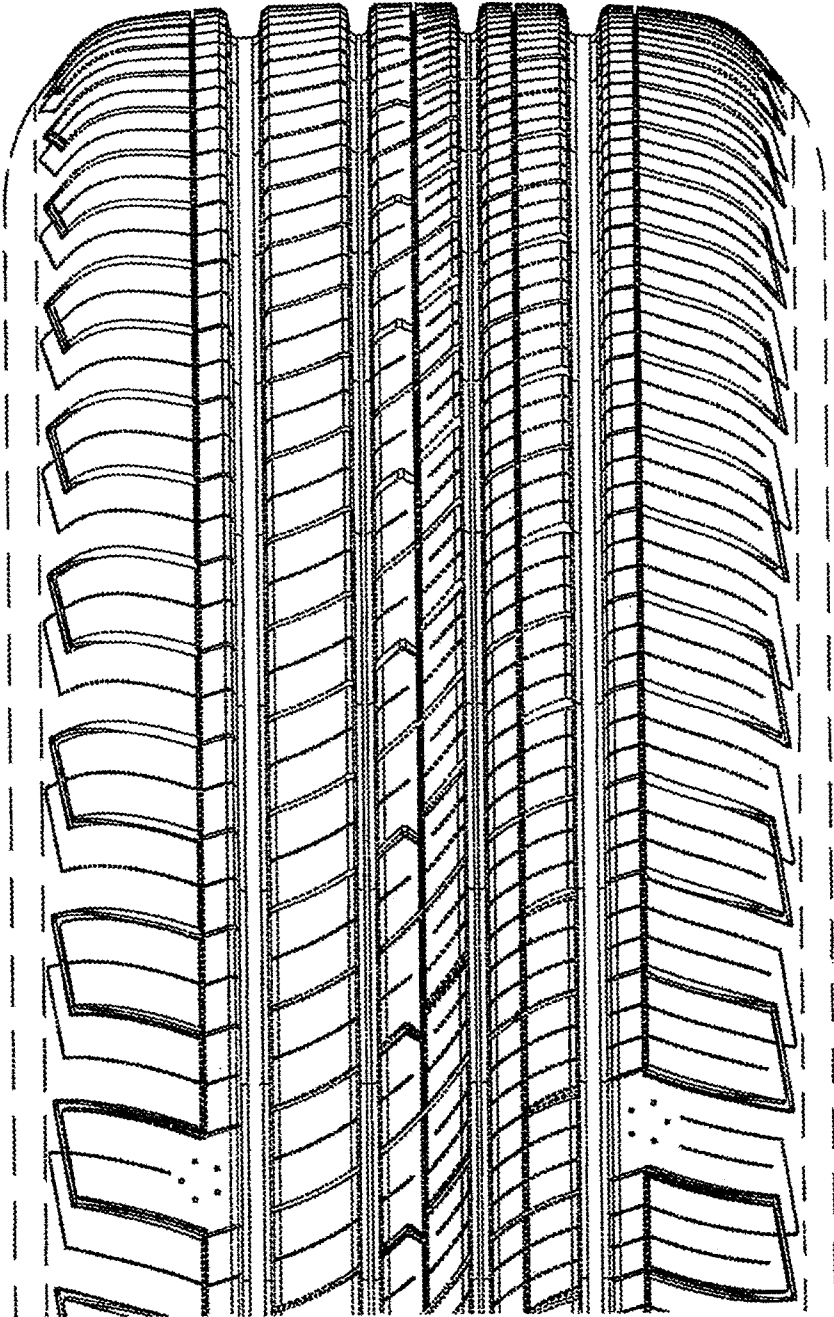


FIG. 5