



(12) **United States Design Patent**
Ross

(10) **Patent No.:** **US D613,996 S**
(45) **Date of Patent:** **** Apr. 20, 2010**

- (54) **DOUBLE WALLED GLASS WITH SPHERICAL BASE**
 - (76) Inventor: **Gary Ross**, 121 Santa Paula Ave., Oxnard, CA (US) 93036
 - (**) Term: **14 Years**
 - (21) Appl. No.: **29/314,235**
 - (22) Filed: **Mar. 16, 2009**
 - (51) **LOC (9) Cl.** **07-01**
 - (52) **U.S. Cl.** **D7/523**
 - (58) **Field of Classification Search** D7/500, D7/509, 523, 510, 511, 533-532, 524; D9/428, D9/500, 502, 520, 538, 539; D26/9, 11, D26/23, 10; 206/519; 215/387, DIG. 7, 215/382, 380; 220/703, 592.16, 592.17, 220/606, 710.5
- See application file for complete search history.

D526,848 S *	8/2006	Bodum	D7/523
7,124,603 B2 *	10/2006	Bianco	62/457.3
D550,033 S *	9/2007	Bodum	D7/509
D550,034 S *	9/2007	Bodum	D7/509
D551,502 S *	9/2007	Bodum	D7/509
D553,437 S *	10/2007	Bodum	D7/523
D553,440 S *	10/2007	Bodum	D7/523
D553,442 S *	10/2007	Bodum	D7/536
D553,909 S *	10/2007	Bodum	D7/523
D560,098 S *	1/2008	Barducci	D7/523
D563,172 S *	3/2008	Bodum	D7/523
D565,354 S *	4/2008	Bodum	D7/523
D577,260 S *	9/2008	Bodum	D7/523
D582,580 S *	12/2008	Spangler et al.	D26/9
2005/0184074 A1 *	8/2005	Simmons et al.	220/592.17

* cited by examiner

Primary Examiner—Robert M Spear
Assistant Examiner—Cynthia Underwood
(74) *Attorney, Agent, or Firm*—Thomas I. Rozsa

(56) **References Cited**

U.S. PATENT DOCUMENTS

723,796 A *	3/1903	Williams	220/592.17
1,997,055 A *	4/1935	Graefe	215/12.1
D124,555 S *	1/1941	Platt	D7/524
2,918,188 A *	12/1959	Todd	215/377
D222,375 S *	10/1971	Bencik	D7/523
4,937,701 A *	6/1990	Schroder	362/161
5,090,213 A *	2/1992	Glassman	62/457.3
D438,430 S *	3/2001	Gabrhel	D7/523
D471,404 S *	3/2003	Gady	D7/523
D481,473 S *	10/2003	Walsh	D26/9
6,640,558 B1 *	11/2003	Zenisek	62/66
D519,785 S *	5/2006	Bodum	D7/523

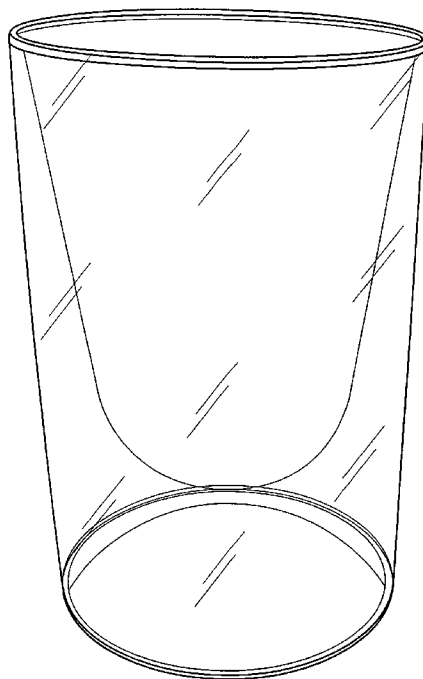
(57) **CLAIM**

The ornamental design for a double walled glass with spherical base, as shown and described.

DESCRIPTION

FIG. 1 is a side perspective view of a preferred embodiment of the double walled glass with spherical base, showing my design;
FIG. 2 is a front view thereof, the rear and two sides being mirror images;
FIG. 3 is a top view thereof; and,
FIG. 4 is a bottom view thereof.

1 Claim, 4 Drawing Sheets



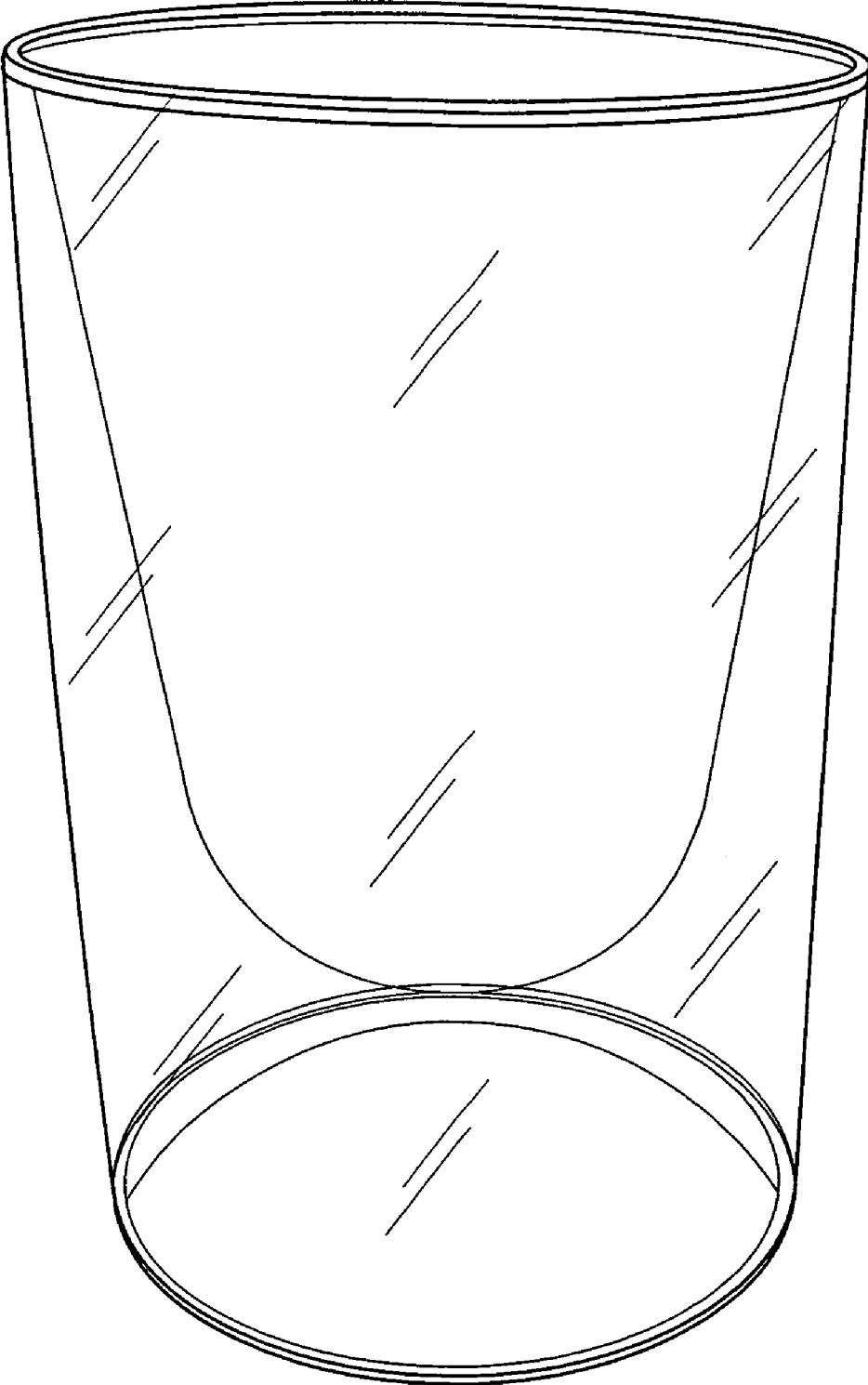


FIG. 1

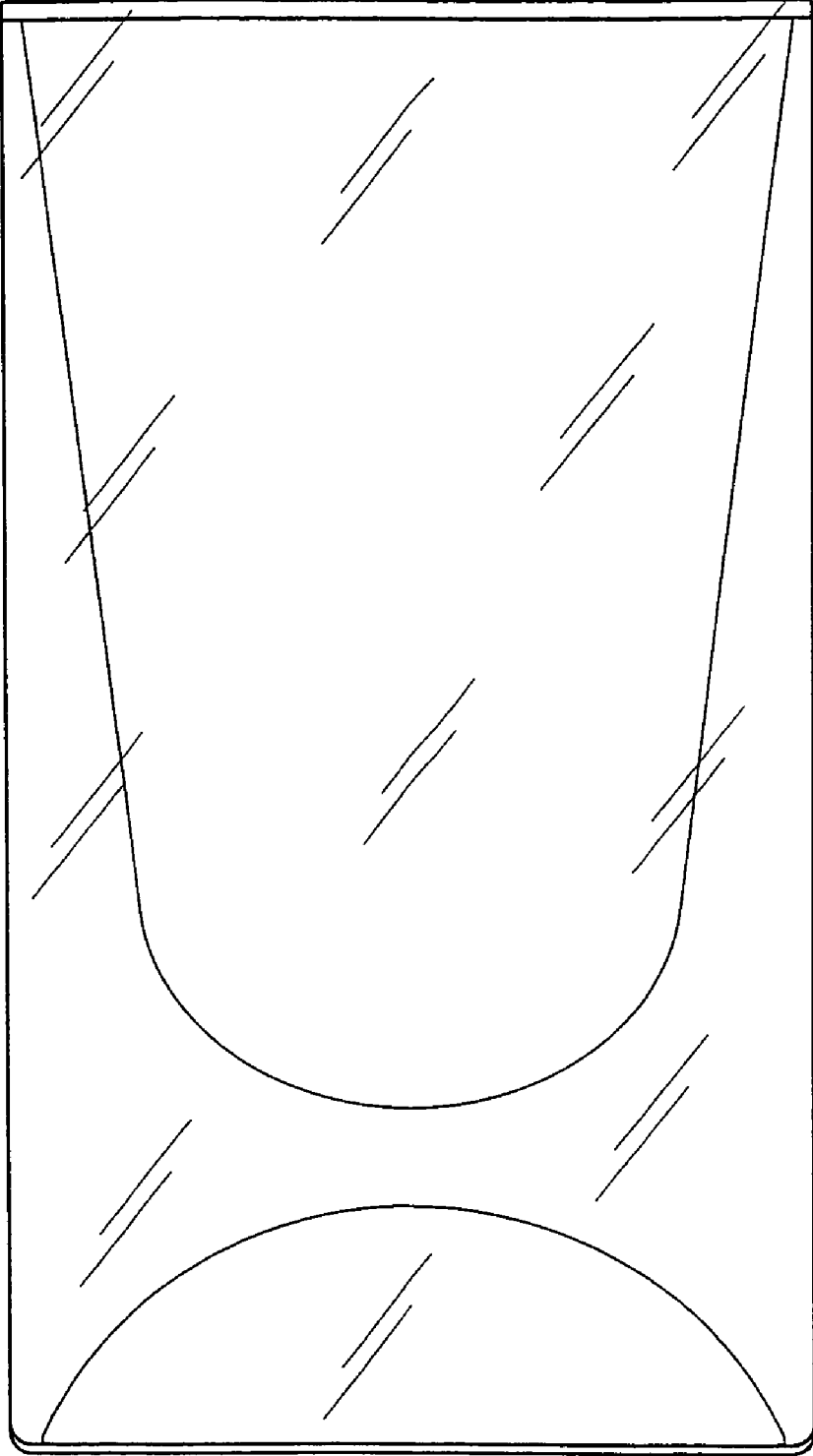


FIG. 2

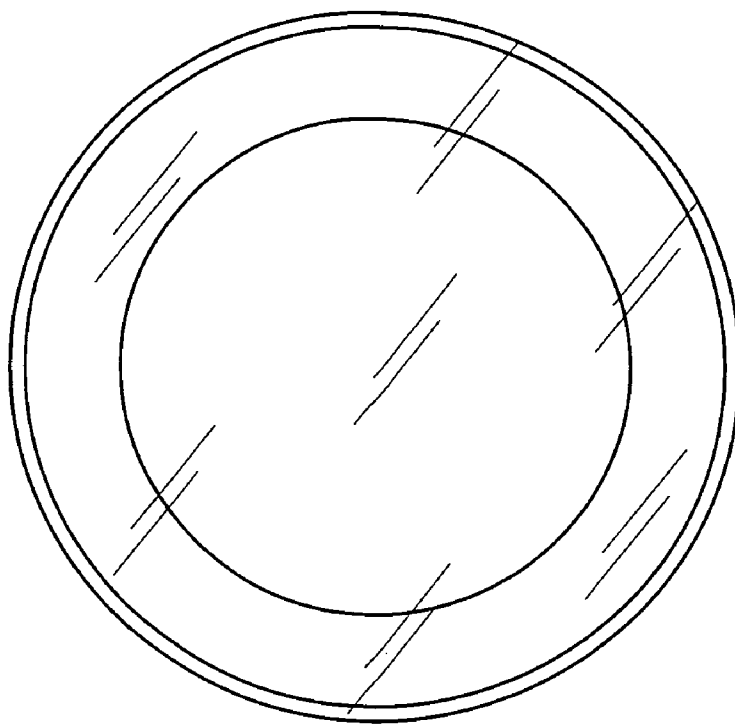


FIG. 3

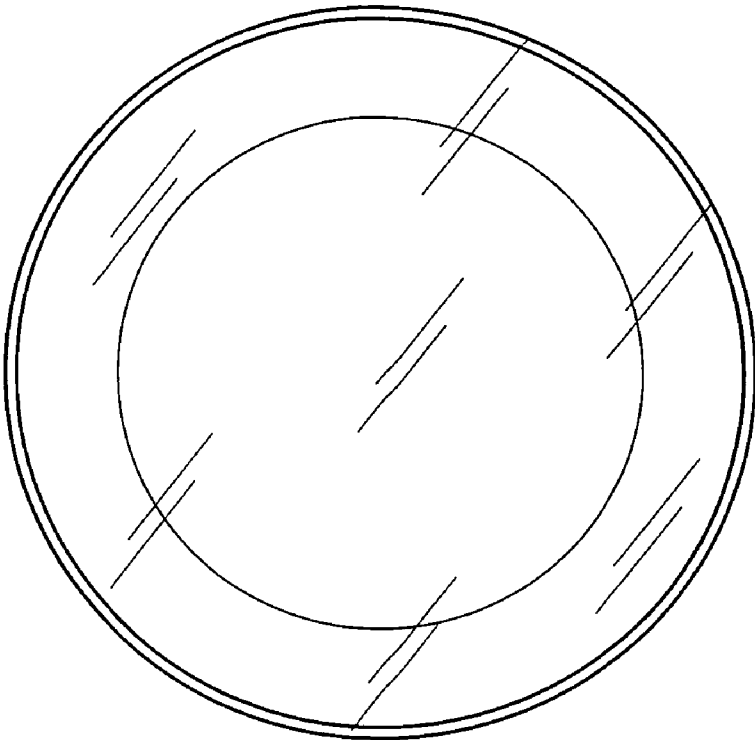


FIG. 4