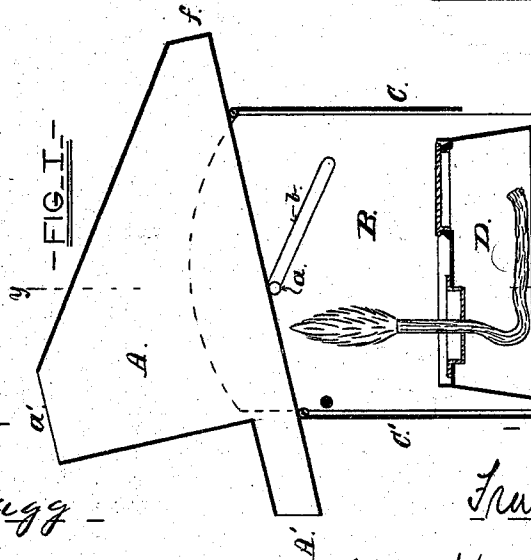
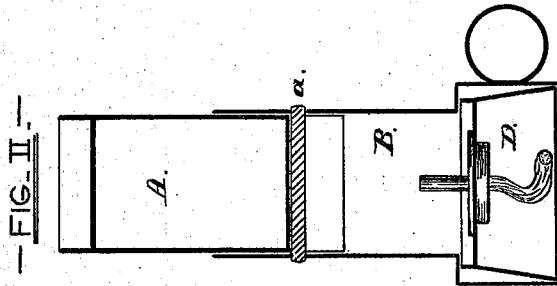
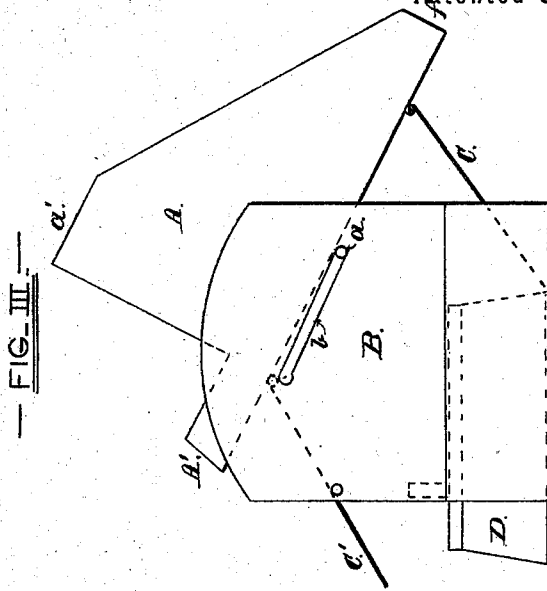


E. I. HYDE & F. HYDE.

Improvement in Portable Heaters for Melting Sealing Wax, &c.

No. 131,684.

Patented Sep. 24, 1872.



WITNESSES

Joseph Cragg
F. G. Dorsy

INVENTORS

Edward Hyde
Francis Hyde
by G. H. & W. J. Howard
attys.

UNITED STATES PATENT OFFICE.

EDWARD I. HYDE AND FRANCIS HYDE, OF BALTIMORE, MARYLAND.

IMPROVEMENT IN PORTABLE HEATERS FOR MELTING SEALING-WAX, &c.

Specification forming part of Letters Patent No. 131,684, dated September 24, 1872.

To all whom it may concern:

Be it known that we, EDWARD I. HYDE and FRANCIS HYDE, both of the city of Baltimore and State of Maryland, have invented certain Improvements in Sealing-Wax Melters and Reservoirs, of which the following is a specification; and we do hereby declare that the same is a full, clear, and exact description of our said invention, reference being had to the accompanying drawing and to the letters of reference marked thereon.

Our invention relates to a device by means of which sealing-wax or cements may be melted and retained in a state of fusion for the convenience of inspectors or others using official or other seals; for the hermetic sealing of cans; or for other operations requiring the use of sealing-wax or cements in large quantities.

In the accompanying drawing forming a part of this specification, Figure 1 is a vertical section of our invention, showing it in a position ready for use; Fig. 2 is a vertical section of the same upon the line *xy*; and Fig. 3 is an external view of the same, showing it in the position it occupies when not in use.

Similar letters of reference indicate similar parts of the invention in all the views.

A is the melting-chamber and reservoir. B is a stand or box, having two sides and a bottom, but neither top nor ends. The reservoir A is of a width sufficient to occupy the space between the two sides of the stand, and is connected therewith by means of a wire, *a*, fastened to the bottom of the reservoir, extending across the stand B and through the slots *b* in the sides thereof. Doors C and C' are hinged to the bottom of the reservoir A and nearly close the open ends of the stand B. A lamp, D, is placed within the stand B. Other features of our invention remain to be explained, which may be done as the mode of op-

eration of the device is described, which is as follows:

Referring to Fig. 1, the lamp is first lighted, the doors C and C' protecting the flame from the wind. The reservoir becomes heated almost immediately by the action of the flame. The stick of sealing-wax is then thrust within the reservoir at the opening *a'* and melts upon touching the heated surfaces of the metal, the fused wax running off through the spout A', falling upon the spot at which the seal is to be affixed. The operator stamps or seals the wax, and then, unless other seals are to be affixed adjacently, when the device can be moved rapidly to the desired spots, he throws the reservoir over to the position in which it is indicated by Fig. 3, the melted wax seeking the end *f* of the reservoir. At the same time, and by the same movement, the door C is caused to push the lamp forward, the door C' being lifted so as to allow the egress of the lamp. The lamp is thus pushed into such a position, and the wax so removed from contact with the heat of the flame that the wax is protected from the danger of burning and from waste.

Having thus described our invention, what we claim as new, and wish to secure by Letters Patent of the United States, is—

The stand B, having the slots *b b* and lamp D, in combination with the melting-chamber and reservoir A A' hinged to the stand within the slots *b b*, and provided with the swinging pendent doors C C', substantially as and for the purposes set forth.

In testimony whereof we have hereunto subscribed our names, in the city of Baltimore, this 31st day of July, in the year of our Lord 1872.

EDWARD I. HYDE.

Witnesses: FRANCIS HYDE.

GEO. H. HOWARD,
THOS. MURDOCK.