

H. W. HAYDEN.

Improvement in Sleigh-Bells.

No. 130,995.

Patented Sep. 3, 1872.

Fig. 2.

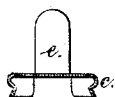


Fig. 1.

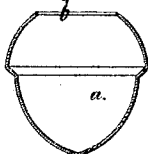


Fig. 3.

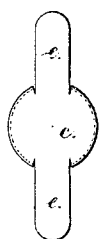
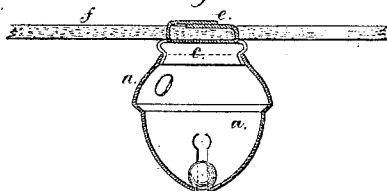


Fig. 4.



*Chas. Smith*

*Carold Smell*

Witnesses.

INVENTOR

*Hiram W. Hayden,*

*Do. Lemuel W. Ferrell*

ATTY.

# UNITED STATES PATENT OFFICE.

HIRAM W. HAYDEN, OF WATERBURY, CONNECTICUT, ASSIGNOR TO  
HOLMES, BOOTH & HAYDENS, OF SAME PLACE.

## IMPROVEMENT IN SLEIGH-BELLS.

Specification forming part of Letters Patent No. 130,995, dated September 3, 1872.

Specification of an Improvement in Sleigh-Bells, invented by HIRAM W. HAYDEN, of Waterbury, in the county of New Haven and State of Connecticut.

Sleigh-bells have been made of two hemispherical shells closed together, and to one of said shells a sheet-metal loop has been attached.

My invention is made for avoiding the central seam or joint in sheet-metal sleigh-bells, thereby rendering the bell stronger and more ornamental. I make the entire bell out of one piece of sheet metal, stamped up in dies or spun to the desired ornamental shape, with a circular opening at one end, into which the grooved edge of the attaching base is inserted, and then the edges of the sheet metal of the bell are pressed down into this groove so as to be closed around such base and firmly hold it. In this manner the wrought-brass or sheet-metal sleigh-bell can be made very cheap, and the article produced is of superior quality.

In the drawing, Figure 1 is a section of the bell-blank ready for the reception of the attaching button or base, shown in Fig. 2. Fig. 3 is a detached view of the sheet-metal base partially formed and the attaching-strips projecting from the base; and Fig. 4 is a section of the bell complete.

The bell is made from a circular blank of sheet metal, spun, stamped, or otherwise drawn up to shape, such as shown in Fig. 1, the same resembling an acorn or other ornamental form. An opening is made at *b* in the bell *a* of the proper size for receiving the base or button *c* that is formed with a groove around its edge, as represented in Fig. 2, in order that the sheet

metal of the bell may be pressed after the base *c* has been inserted in the opening *b*, and thereby the metal closed firmly around the said base to hold the same, as represented in Fig. 4. The base *c* may have mortises for the introduction of an attaching lace or wires, but I prefer to construct the same as shown in Fig. 3, wherein the sheet metal is made with projecting strips *e e*, that are bent up at right angles to form a loop or staple that passes through holes in the attaching-belt *f*, and the bell is secured by bending the ends of these strips at the back of the belt.

By this construction the bell is composed of but one piece and the attaching base and connecting strips of another piece, and the bell can be made of any desired shape, and free from the objectionable seam usually surrounding the center of the sheet-metal bells heretofore made.

I claim as my invention—

1. The sheet-metal sleigh-bell, contracted at the rear end to an opening of less diameter than the bell, in combination with the base *c*, grooved around the edge, and secured by pressing the edges of the bell into the same, substantially as set forth.

2. The base for a sleigh-bell, and projecting-strips *e e* struck up from a single piece of sheet metal, substantially as set forth.

Signed by me this 11th day of July, A. D. 1872.

H. W. HAYDEN.

Witnesses:

CHARLES R. BALDWIN,  
A. S. CHASE.