



US00D785592S

(12) **United States Design Patent** (10) **Patent No.:** **US D785,592 S**  
**Naitou et al.** (45) **Date of Patent:** **\*\* May 2, 2017**

- (54) **EARPHONE**
- (71) Applicant: **JVC KENWOOD Corporation**,  
Yokohama-shi, Kanagawa (JP)
- (72) Inventors: **Ayaka Naitou**, Yokohama (JP); **Masaya Mihara**, Yokohama (JP)
- (73) Assignee: **JVC KENWOOD CORPORATION**,  
Yokohama-Shi, Kanagawa (JP)
- (\*\*) Term: **15 Years**
- (21) Appl. No.: **29/539,722**
- (22) Filed: **Sep. 17, 2015**
- (30) **Foreign Application Priority Data**  
Jun. 17, 2015 (JP) ..... 2015013377
- (51) **LOC (10) Cl.** ..... **14-01**
- (52) **U.S. Cl.**  
USPC ..... **D14/205**
- (58) **Field of Classification Search**  
USPC ..... D14/205, 223; 181/129, 130, 135;  
379/430, 431; 381/380, 381, 345, 370,  
381/371, 374, 378; 455/90.3, 575.1  
CPC ..... H04R 1/1066; H04R 25/00; H04R 5/033;  
H04R 1/10; H04R 1/105  
See application file for complete search history.

*Primary Examiner* — Paula Greene  
(74) *Attorney, Agent, or Firm* — Nath, Goldberg & Meyer; Jerald L. Meyer

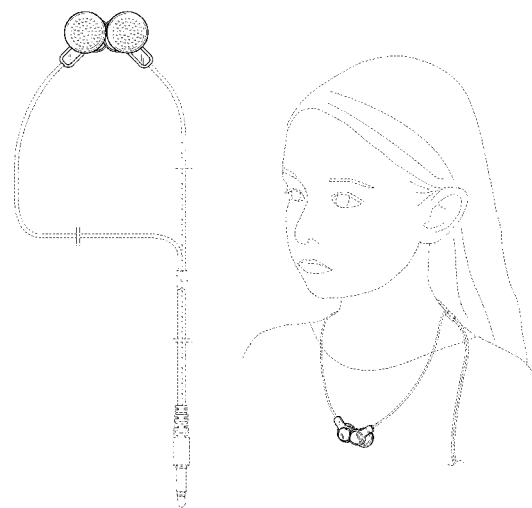
(57) **CLAIM**  
The ornamental design for earphone, as shown and described.

**DESCRIPTION**

FIG. 1 is a front perspective view of earphone showing our new design, the unclaimed cord in broken lines is drawn broken away for indeterminate length;  
FIG. 2 is a front view thereof;  
FIG. 3 is a rear view thereof;  
FIG. 4 is a top plan view thereof;  
FIG. 5 is a bottom plan view thereof;  
FIG. 6 is a right side view thereof;  
FIG. 7 is a left side view thereof;  
FIG. 8 is another front perspective view thereof, showing one earphone body combined with the other earphone body;  
FIG. 9 is another front view thereof, showing one earphone body combined with the other earphone body;  
FIG. 10 is another rear view thereof, showing one earphone body combined with the other earphone body;  
FIG. 11 is another top plan view thereof, showing one earphone body combined with the other earphone body;  
FIG. 12 is another bottom plan view thereof, showing one earphone body combined with the other earphone body;  
FIG. 13 is another right side view thereof, showing one earphone body combined with the other earphone body;  
FIG. 14 is another left side view thereof, showing one earphone body combined with the other earphone body; and,  
FIG. 15 is a reference view thereof, showing a state that a woman puts the combined earphones around her neck.  
The broken lines in all the drawings depict environment that forms no part of the claimed design.

- (56) **References Cited**  
U.S. PATENT DOCUMENTS  
4,742,887 A \* 5/1988 Yamagishi ..... H04R 1/2857  
181/129  
5,363,444 A \* 11/1994 Norris ..... H04M 1/05  
379/430  
5,410,608 A \* 4/1995 Lucey ..... H04R 1/083  
381/360  
D469,753 S \* 2/2003 Andre ..... D14/205  
D523,846 S \* 6/2006 Lee ..... D14/205  
D531,169 S \* 10/2006 Tokioka ..... D14/223  
(Continued)

**1 Claim, 13 Drawing Sheets**



(56)

References Cited

U.S. PATENT DOCUMENTS

D555,152 S *	11/2007	Wang	.....	D14/223	D673,531 S *	1/2013	Lee	.....	D14/223
D567,217 S *	4/2008	Kamo	.....	D14/205	D676,026 S *	2/2013	Lee	.....	D14/223
D569,841 S *	5/2008	Chung	.....	D14/205	D678,251 S *	3/2013	Cantoni	.....	D14/223
D572,703 S *	7/2008	Ledbetter	.....	D14/205	8,391,536 B2 *	3/2013	Hashimoto	.....	H04R 1/1016 381/370
D590,375 S *	4/2009	Komiyama	.....	D14/223	D679,267 S *	4/2013	Lee	.....	D14/223
D598,894 S *	8/2009	Masuda	.....	D14/205	D683,332 S *	5/2013	Lee	.....	D14/223
D599,778 S *	9/2009	Ando	.....	D14/205	D697,050 S *	1/2014	Thompson	.....	D14/206
D602,905 S *	10/2009	Morisawa	.....	D14/205	D698,748 S *	2/2014	Naitou	.....	D14/205
D614,168 S *	4/2010	Rogers	.....	D14/206	D707,652 S *	6/2014	Brunner	.....	D14/205
D615,070 S *	5/2010	Andre	.....	D14/223	D711,356 S *	8/2014	Yang	.....	D14/223
D626,117 S *	10/2010	Lowry	.....	D14/223	D711,858 S *	8/2014	Yang	.....	D14/223
D626,948 S *	11/2010	Nault	.....	D14/223	D712,883 S *	9/2014	Birger	.....	D14/223
D627,764 S *	11/2010	Tsai	.....	D14/223	D718,744 S *	12/2014	Thompson	.....	D14/223
D635,558 S *	4/2011	Zheng	.....	D14/206	D719,550 S *	12/2014	Yang	.....	D14/223
D642,163 S *	7/2011	Lee	.....	D14/223	D746,792 S *	1/2016	Kim	.....	D14/205
D643,416 S *	8/2011	Chong	.....	D14/223	D762,616 S *	8/2016	Hsieh	.....	D14/205
D664,523 S *	7/2012	Naitou	.....	D14/223	2011/0158455 A1 *	6/2011	Kim	.....	C08L 3/02 381/370

\* cited by examiner

FIG. 1

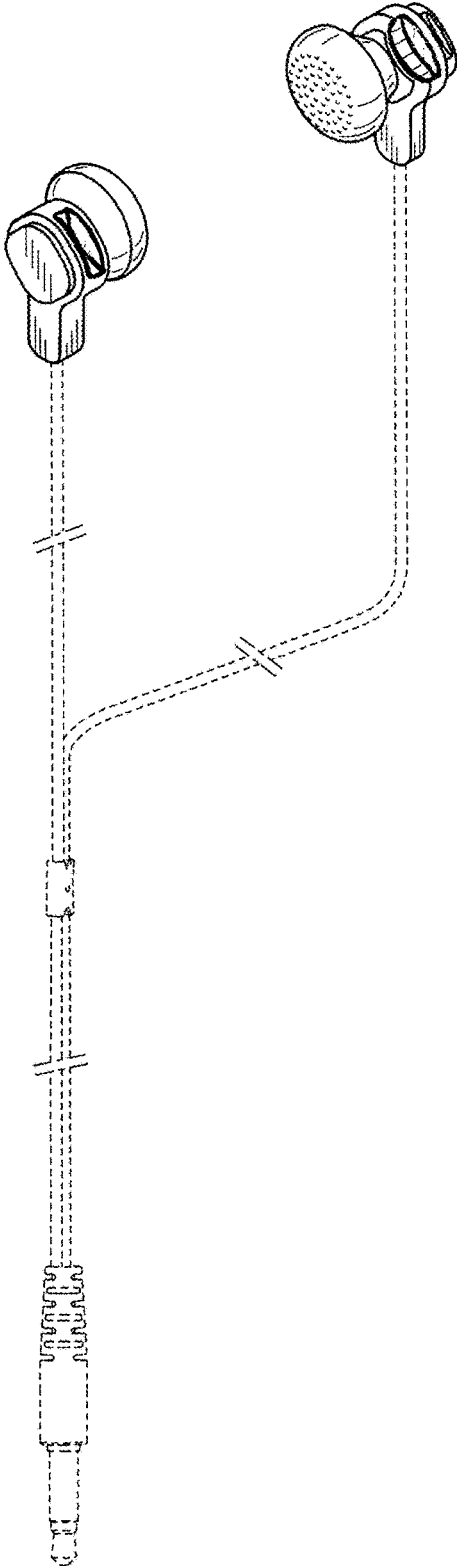


FIG. 2

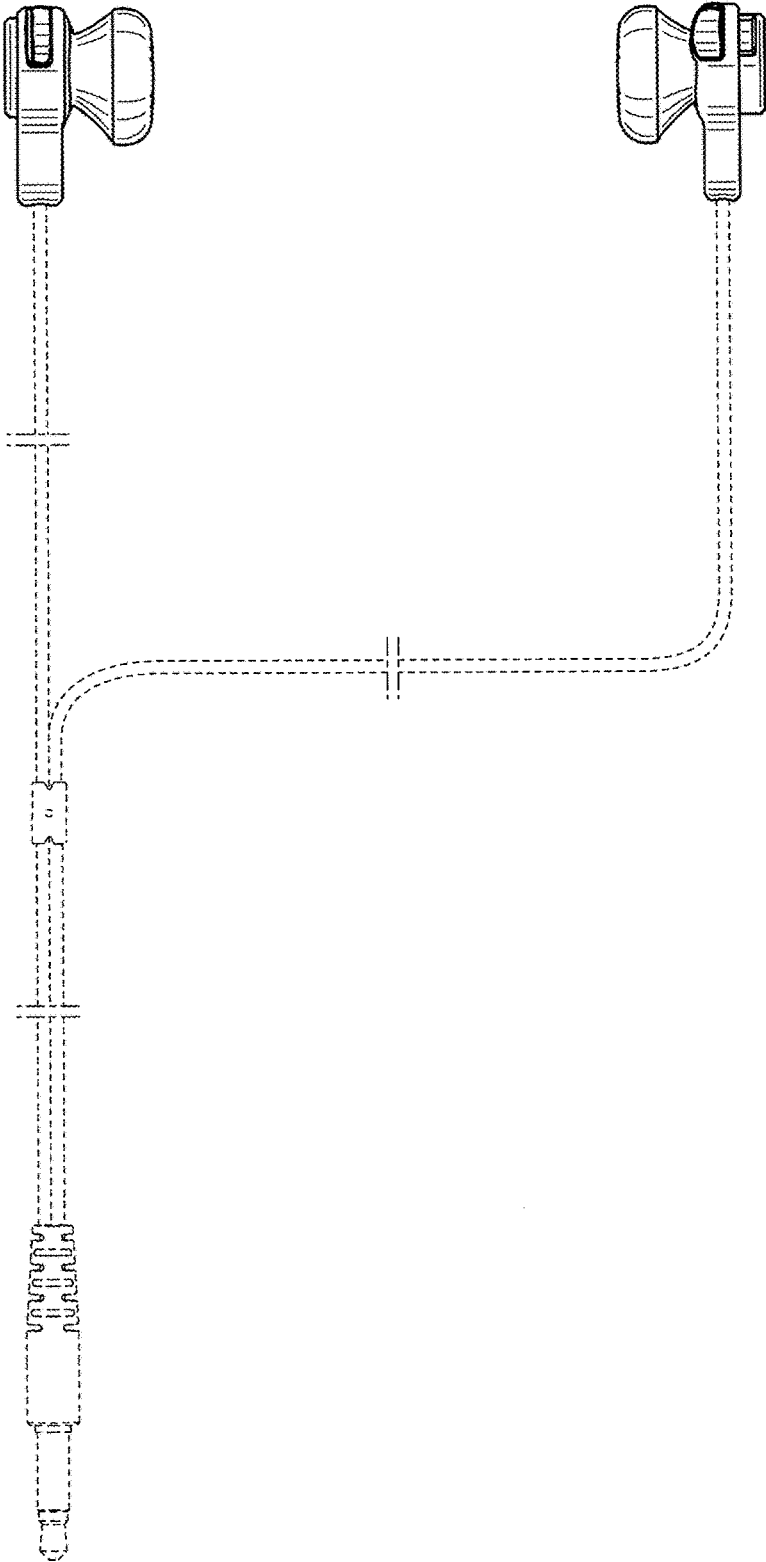


FIG. 3

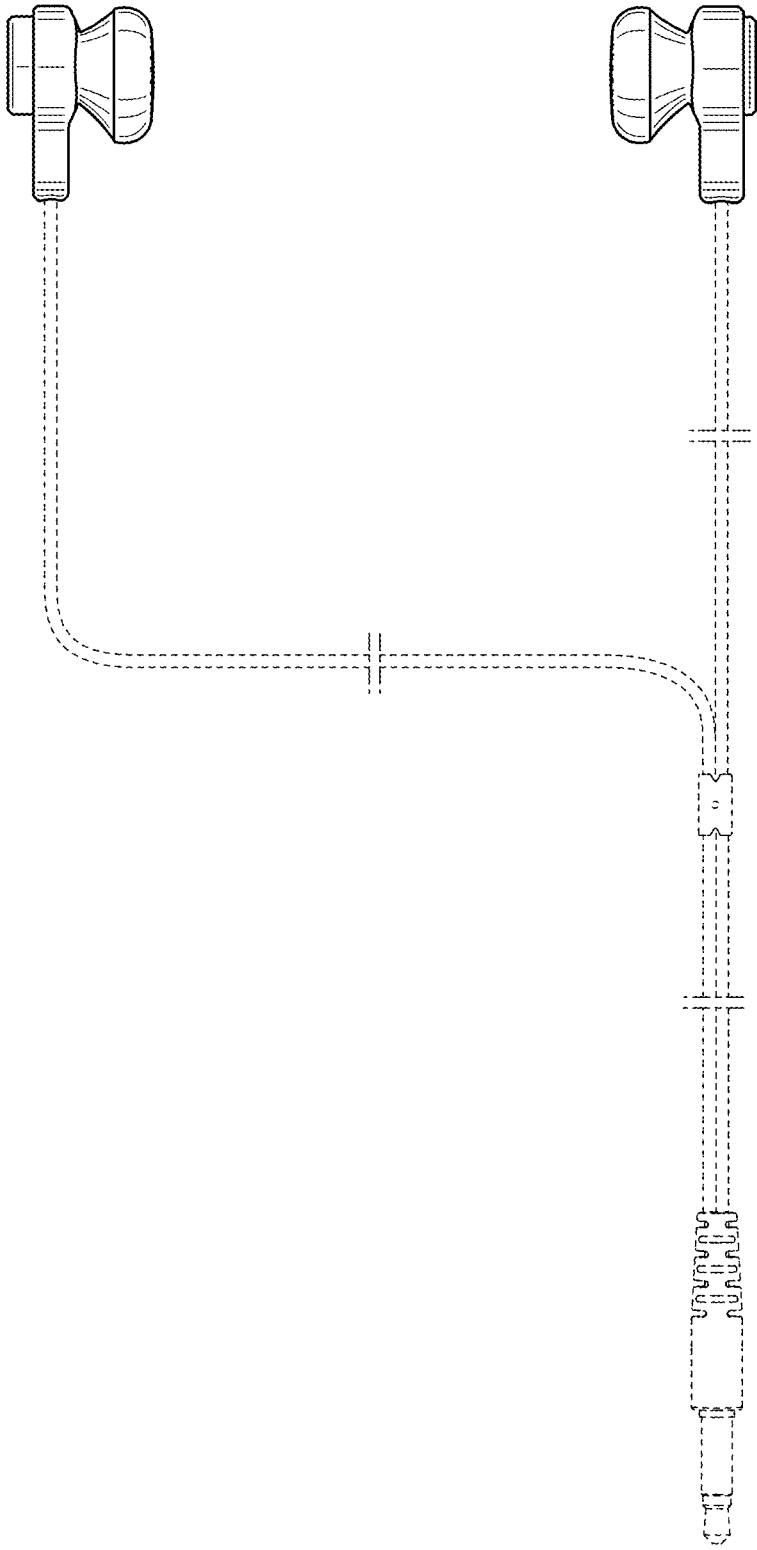


FIG. 4

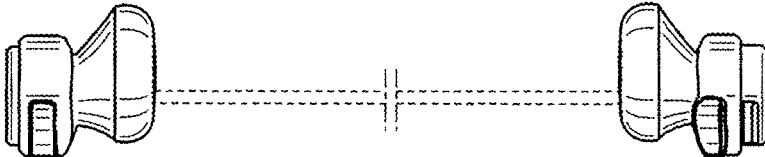


FIG. 5

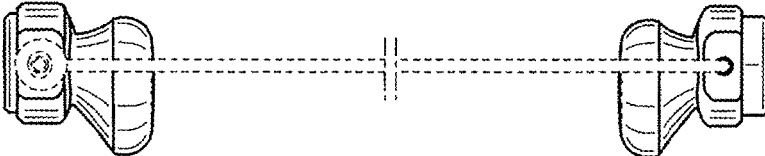


FIG. 6

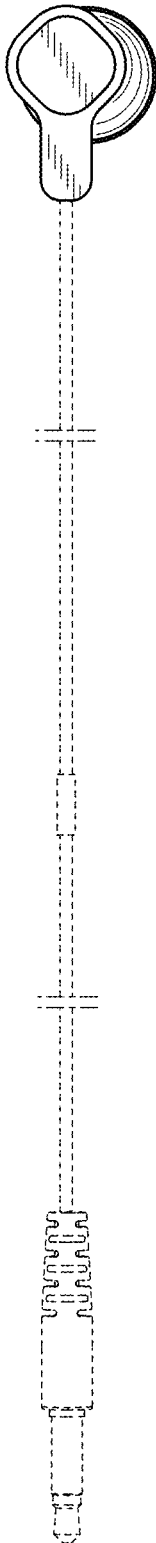


FIG. 7

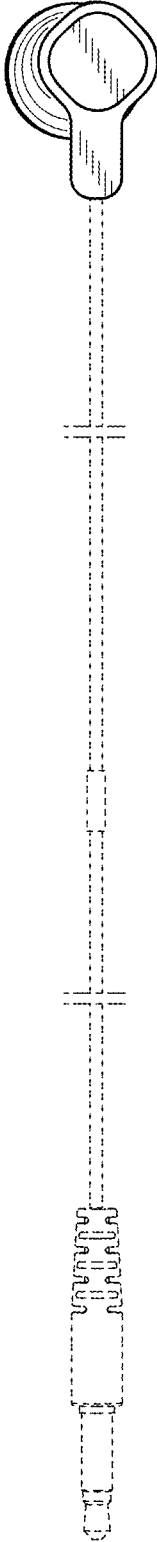




FIG. 8

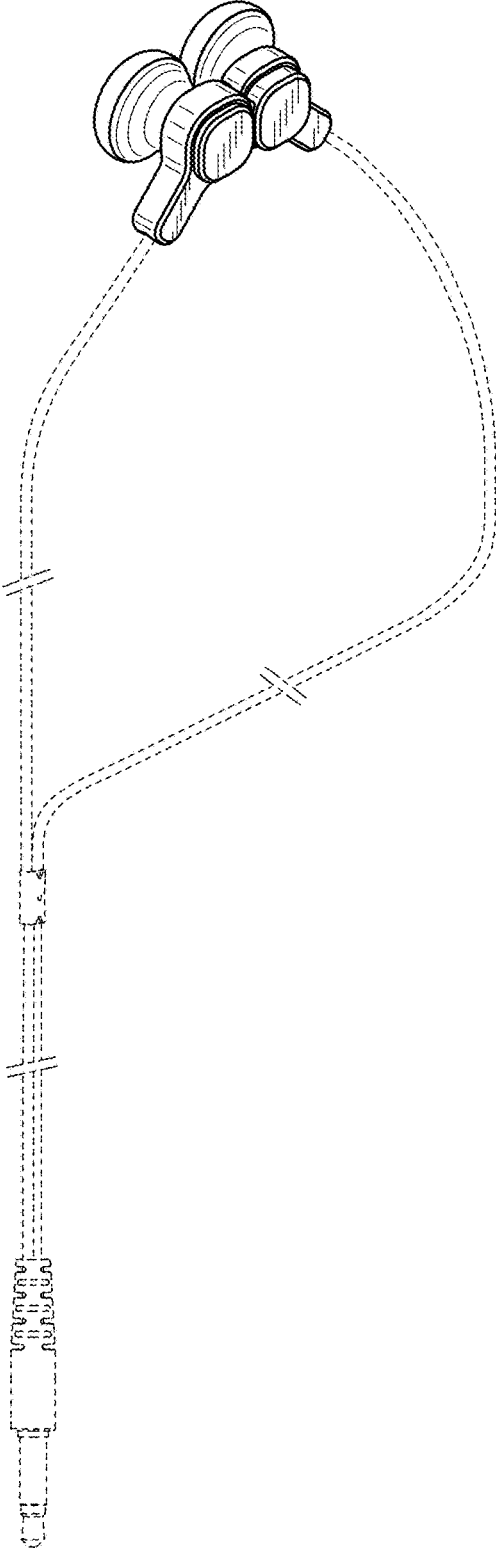


FIG. 9

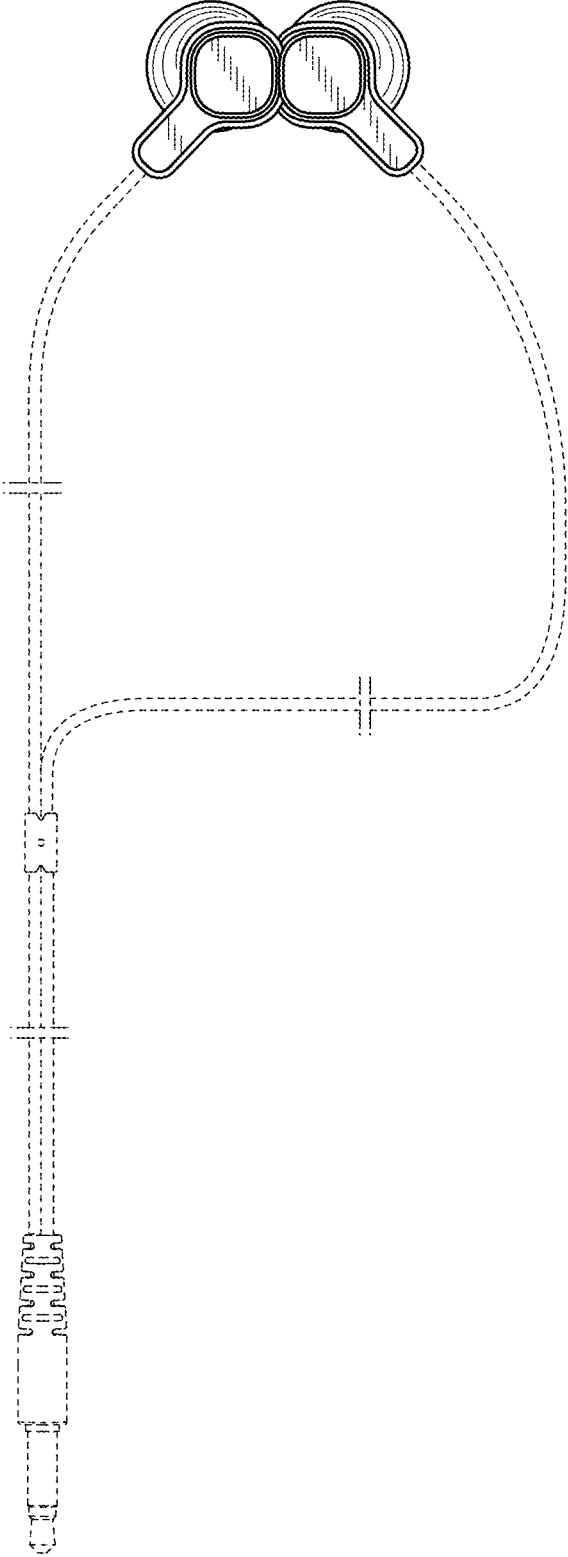


FIG. 10

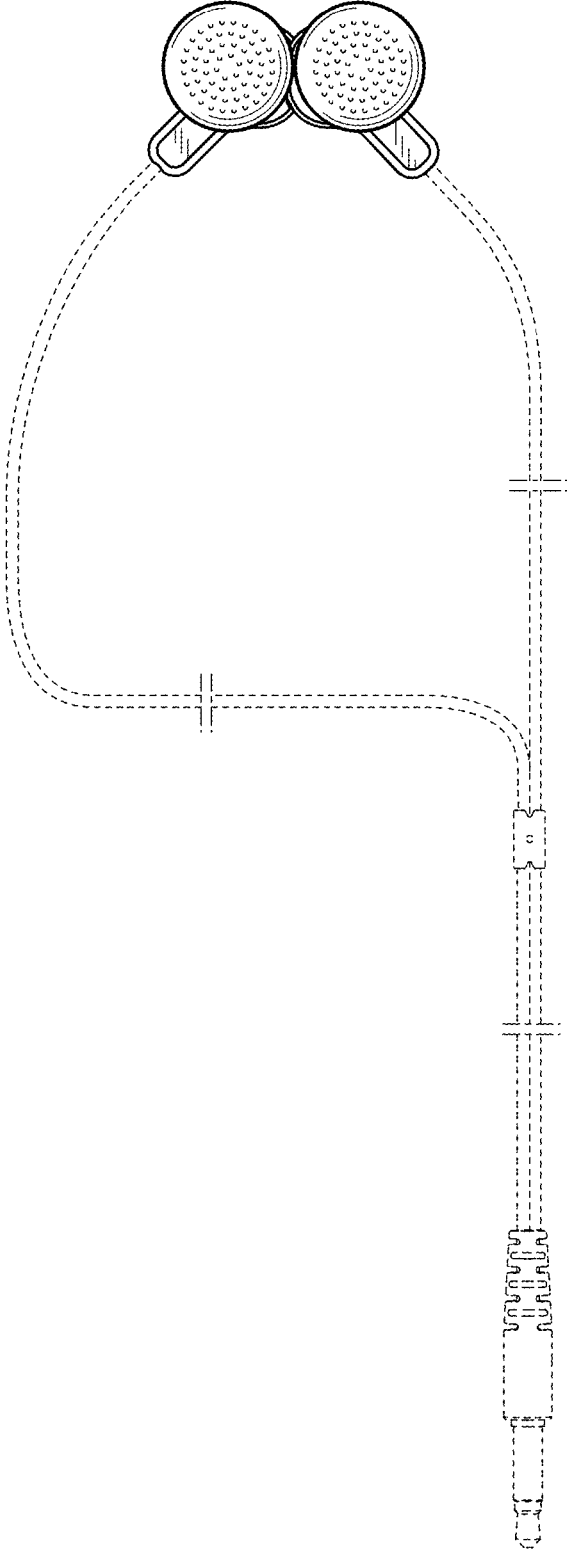


FIG. 11




FIG. 12

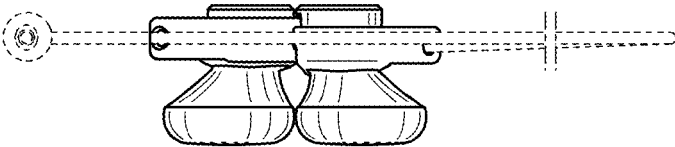


FIG. 13

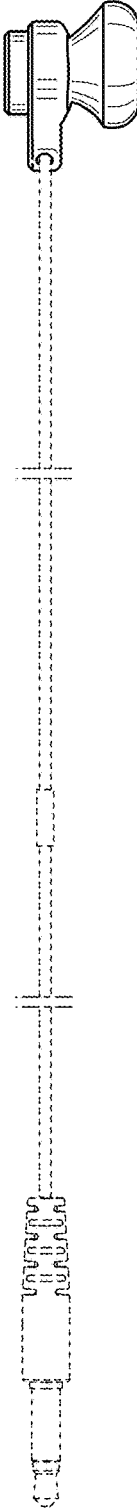


FIG. 14




FIG. 15

