United States Patent [19]

Ikeda

[11] **Des. 256,696**

[45] ** **Sep. 2, 1980**

[54] **ELECTRONIC CALCULATING MACHINE**

[75] Inventor: **Matafumi Ikeda,** Osaka, Japan

[73] Assignee: **Sharp Kabushiki Kaisha,** Japan

[**] Term: **14 Years**

[21] Appl. No.: **958,893**

[22] Filed: **Nov. 8, 1978**

[30] **Foreign Application Priority Data**

May 9, 1978 [JP] Japan 53/18788

[51] **Int. Cl.** ..... **D18—01**

[52] **U.S. Cl.** **D18/7**

[58] **Field of Search** ..... D18/2, 6–8, D18/11, 12; 364/706–710; 200/5 A

[56] **References Cited**

U.S. PATENT DOCUMENTS

D. 230,404	2/1974	Jimbo	D18/7 X
D. 251,272	3/1979	Hazama et al.	D18/7
D. 251,330	3/1979	Kurosu et al.	D18/7 X
4,149,257	4/1979	Nakagiri et al.	364/708 X
4,158,230	6/1979	Washizuka	364/707 X

Primary Examiner—Louis S. Zarfas

Attorney, Agent, or Firm—Paul D. Flehr

[57] **CLAIM**

The ornamental design for an electronic calculating machine, as shown and described.

DESCRIPTION

FIG. **1** is a top plan view of an electronic calculating machine showing my new design;
FIG. **2** is a front elevational view thereof;
FIG. **3** is a bottom plan view thereof;
FIG. **4** is a right side elevational view thereof; and
FIG. **5** is a left side elevational view thereof.

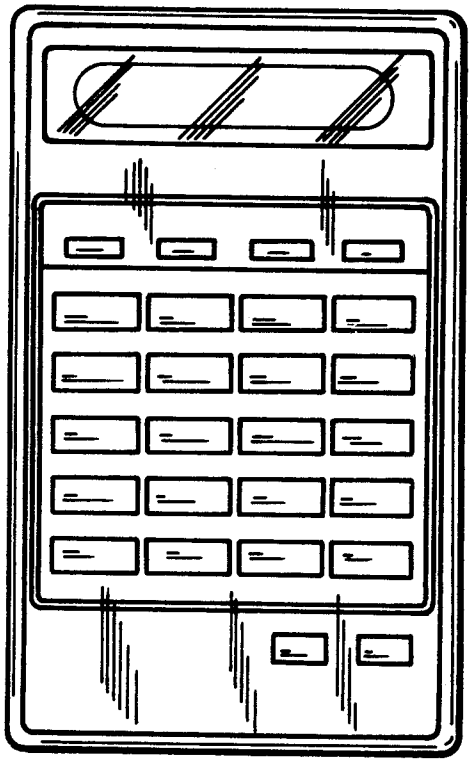





FIG__5

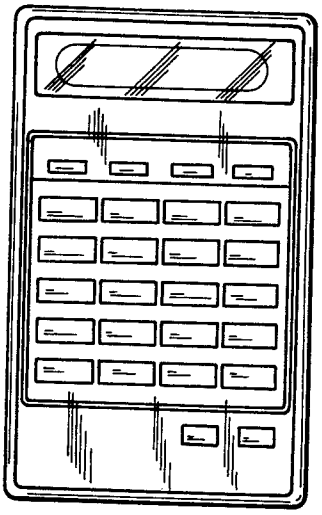

FIG__1



FIG__4



FIG__2

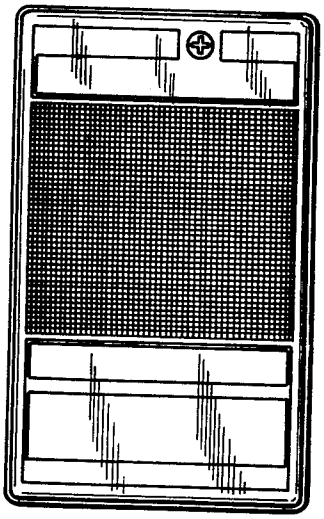

FIG__3