



US00D734831S

(12) **United States Design Patent**
Brown et al.

(10) **Patent No.:** **US D734,831 S**

(45) **Date of Patent:** **** Jul. 21, 2015**

- (54) **COLLAPSIBLE WATER TANK**
- (71) Applicant: **Aquamira Technologies, Inc.**, Logan, UT (US)
- (72) Inventors: **Dennis B. Brown**, Logan, UT (US); **Gary A. Cruikshank**, Ferndale, WA (US); **Richard O. Evans**, Hyrum, UT (US)
- (73) Assignee: **Aquamira Technologies, Inc.**, Logan, UT (US)
- (**) Term: **14 Years**
- (21) Appl. No.: **29/509,334**
- (22) Filed: **Nov. 17, 2014**

- 5,209,364 A 5/1993 LaPoint, Jr.
- D393,693 S 4/1998 Schollen et al.
- D447,535 S 9/2001 Oakley
- 6,299,354 B2 10/2001 Nickell et al.
- 6,390,331 B2 5/2002 Schutz
- 6,516,965 B1 2/2003 Perkins
- 6,520,365 B2 2/2003 Schneider
- 6,616,004 B1 9/2003 Erickson et al.
- 7,036,676 B2 5/2006 Christensen
- 7,188,744 B2 3/2007 Hurst et al.
- 7,784,631 B2 8/2010 Winn et al.
- D654,556 S 2/2012 McIntosh
- D688,772 S 8/2013 Oren et al.

Primary Examiner — Robin V Webster
(74) *Attorney, Agent, or Firm* — David L. Stott

(57) **CLAIM**
The ornamental design for a collapsible water tank, as shown and described.

Related U.S. Application Data

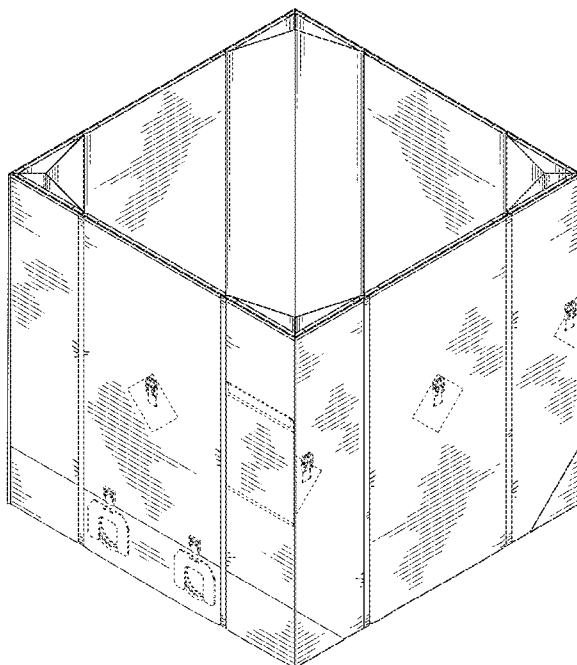
- (62) Division of application No. 29/443,481, filed on Jan. 17, 2013, now Pat. No. Des. 720,038.
- (51) **LOC (10) Cl.** **23-01**
- (52) **U.S. Cl.**
USPC **D23/202**
- (58) **Field of Classification Search**
USPC D23/202–206; 220/904, 565, 9.1, 9.2, 220/9.3, 6
See application file for complete search history.

DESCRIPTION

FIG. 1 is an isometric view of another embodiment of a collapsible water tank;
FIG. 2 is a front view of the collapsible water tank of FIG. 1;
FIG. 3 is a rear view of the collapsible water tank of FIG. 1;
FIG. 4 is a left-side view of the collapsible water tank of FIG. 1;
FIG. 5 is a right-side view of the collapsible water tank of FIG. 1;
FIG. 6 is a top view of the collapsible water tank of FIG. 1;
and,
FIG. 7 is a bottom view of the collapsible water tank of FIG. 1.
The broken line showing is included for the purpose of illustrating and forms no part of the claimed design.

- (56) **References Cited**
U.S. PATENT DOCUMENTS
2,941,710 A 2/1957 Smith et al.
D211,723 S 7/1968 Vroman et al.
D298,450 S 11/1988 Thomas et al.

1 Claim, 7 Drawing Sheets



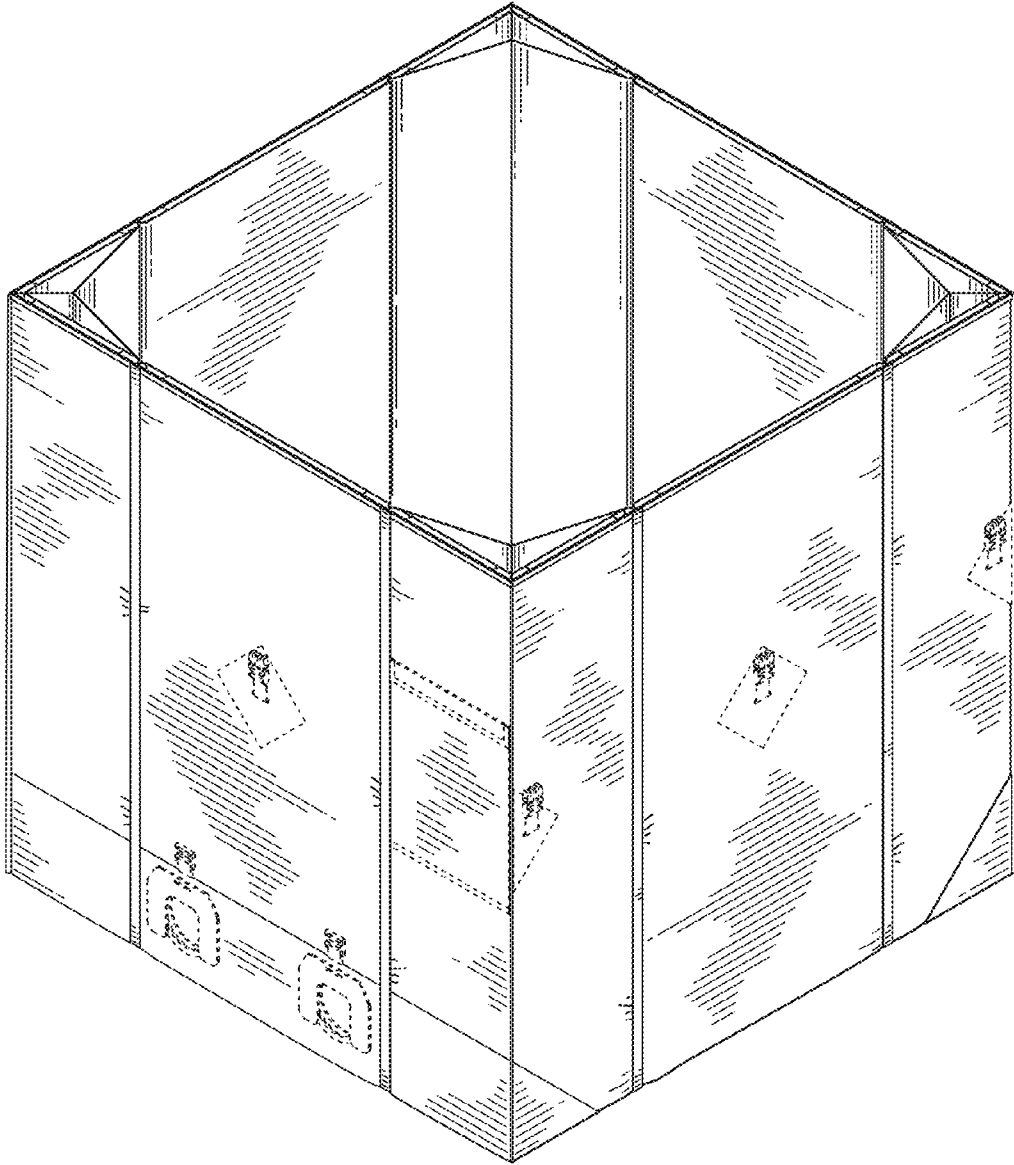


FIG. 1

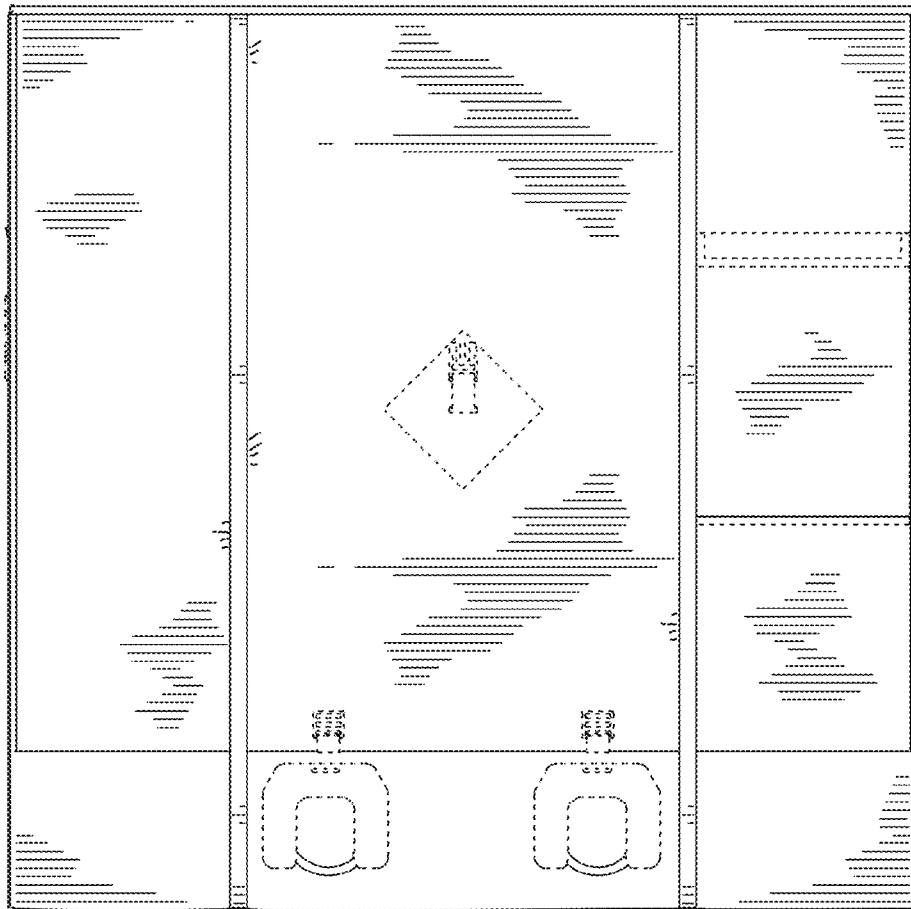


FIG. 2

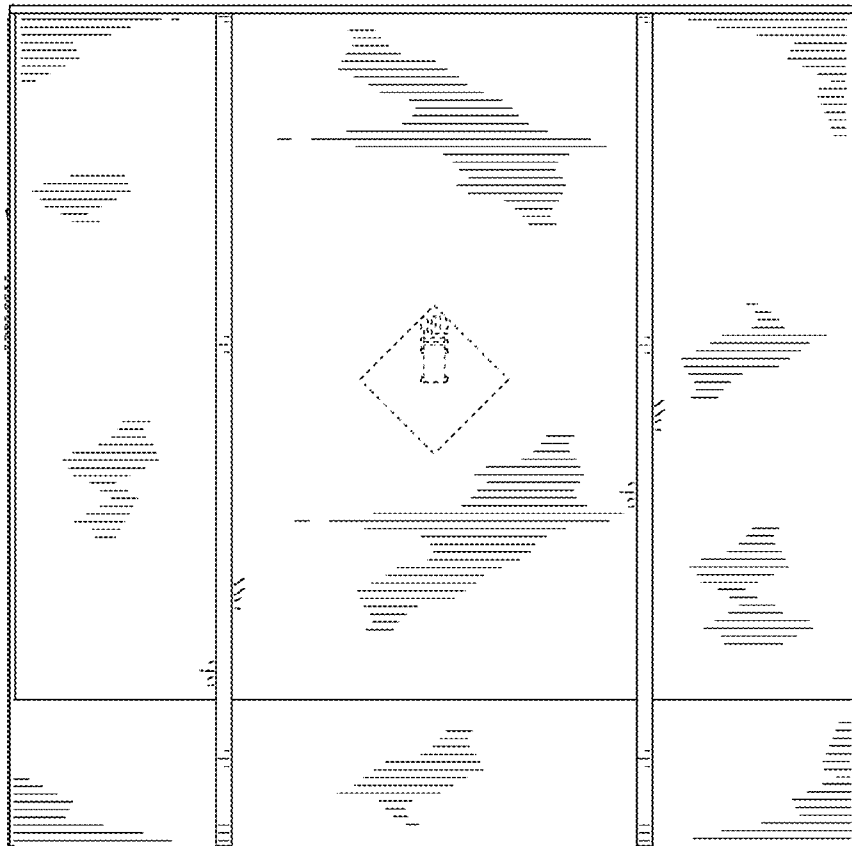


FIG. 3

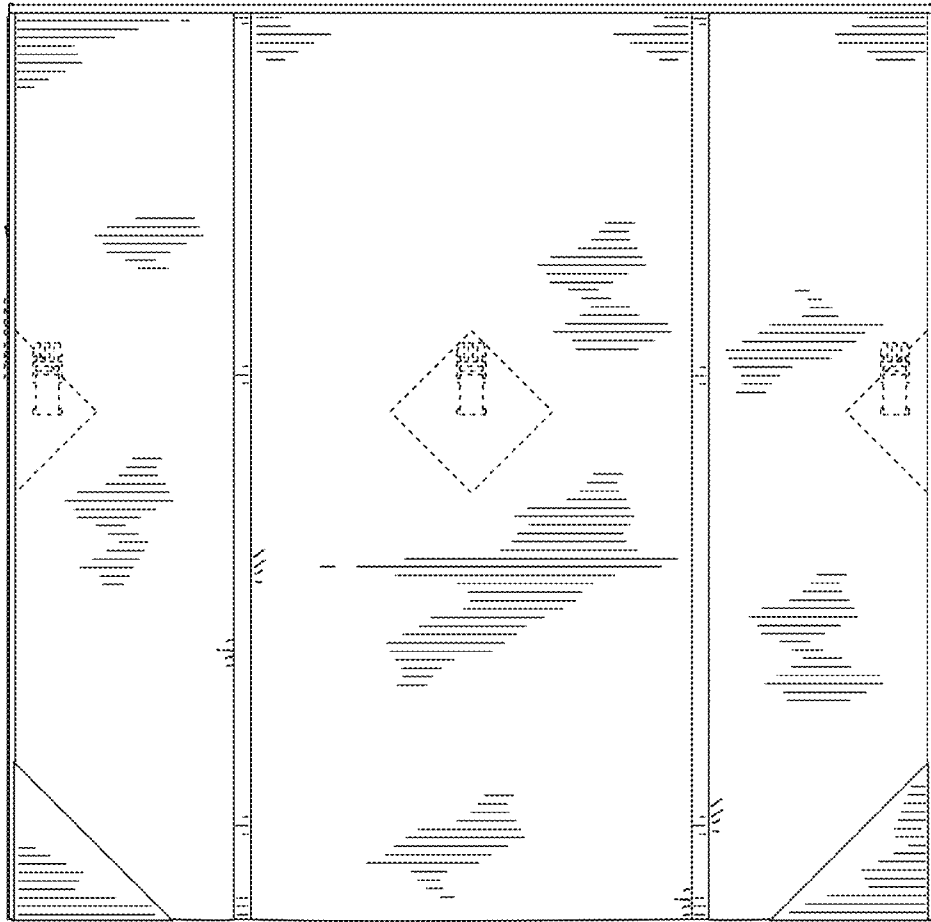


FIG. 4

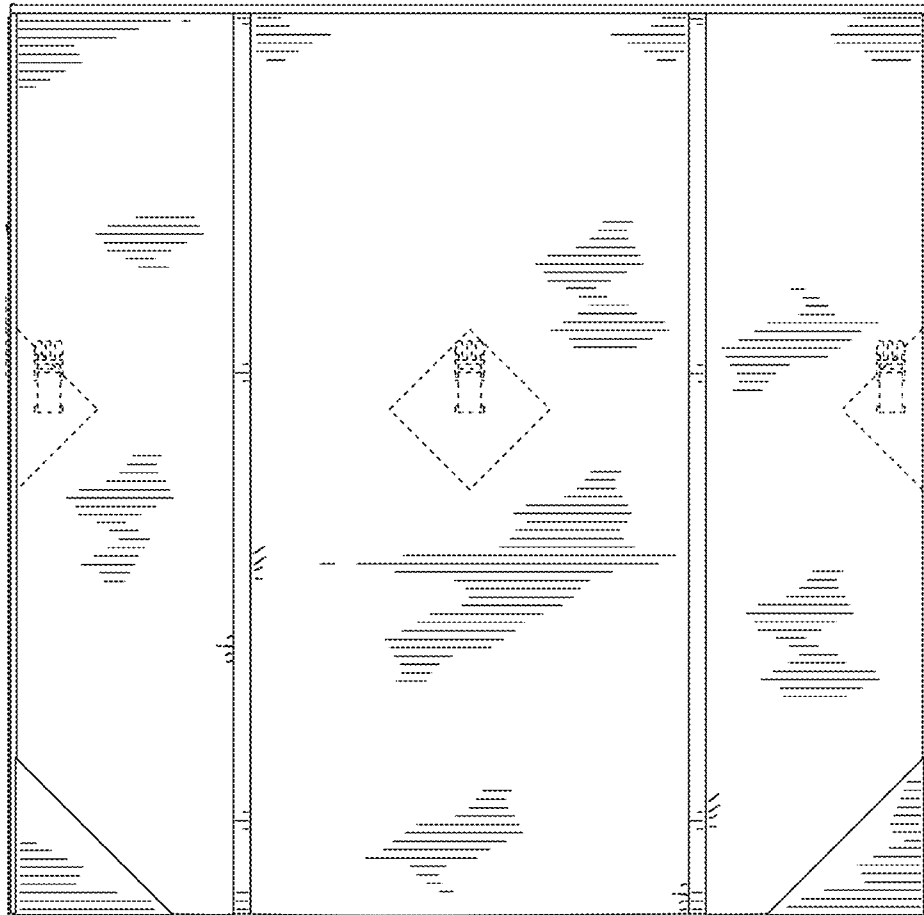


FIG. 5




FIG. 6

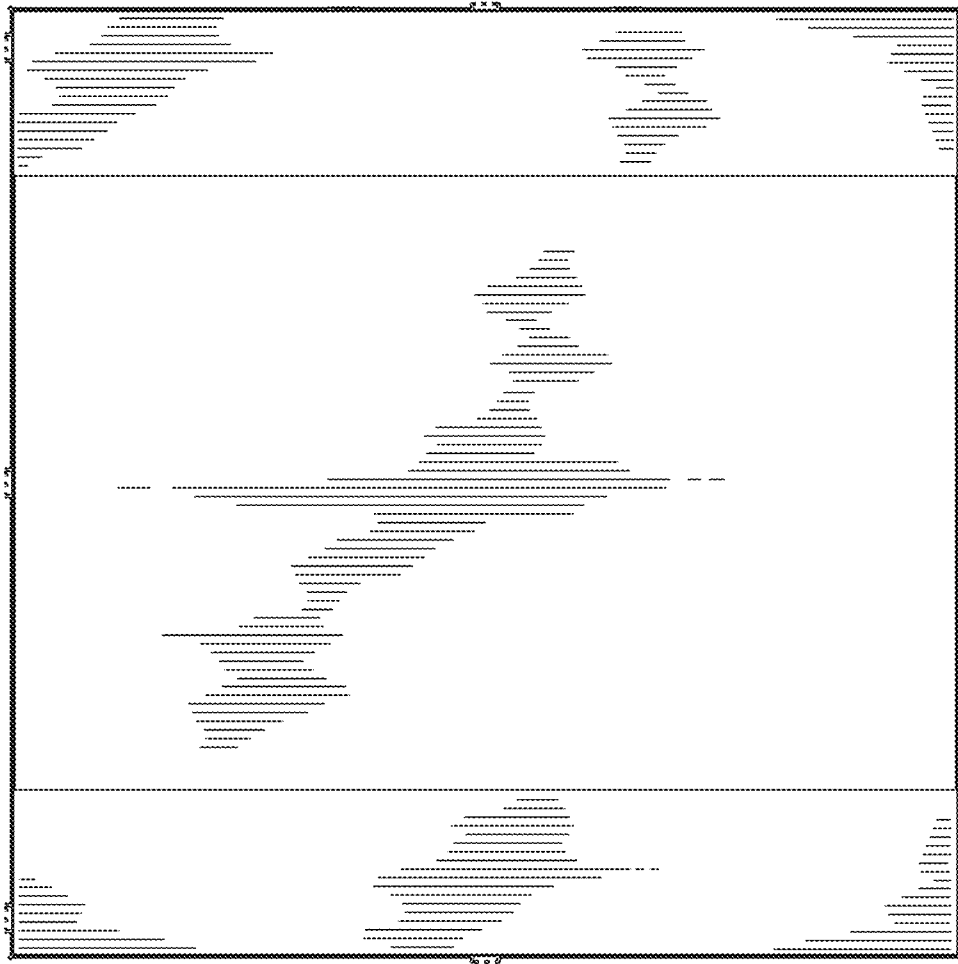


FIG. 7