



(19) **United States**

(12) **Patent Application Publication**

Audebert et al.

(10) **Pub. No.: US 2002/0162021 A1**

(43) **Pub. Date: Oct. 31, 2002**

(54) **METHOD AND SYSTEM FOR ESTABLISHING A REMOTE CONNECTION TO A PERSONAL SECURITY DEVICE**

(22) Filed: **Apr. 30, 2001**

Publication Classification

(76) Inventors: **Yves Louis Gabriel Audebert**, Los Gatos, CA (US); **Olivier Clemot**, Fremont, CA (US)

(51) **Int. Cl.⁷ H04L 9/00**

(52) **U.S. Cl. 713/201; 713/150**

Correspondence Address:
STEVENS, DAVIS, MILLER & MOSHER, LLP
1615 L Street, N.W., Suite 850
Washington, DC 20036 (US)

(57) **ABSTRACT**

System and method for establishing a remote connection over a network with a personal security device connected to a local client without using a local APDU interface or local cryptography.

(21) Appl. No.: **09/844,246**

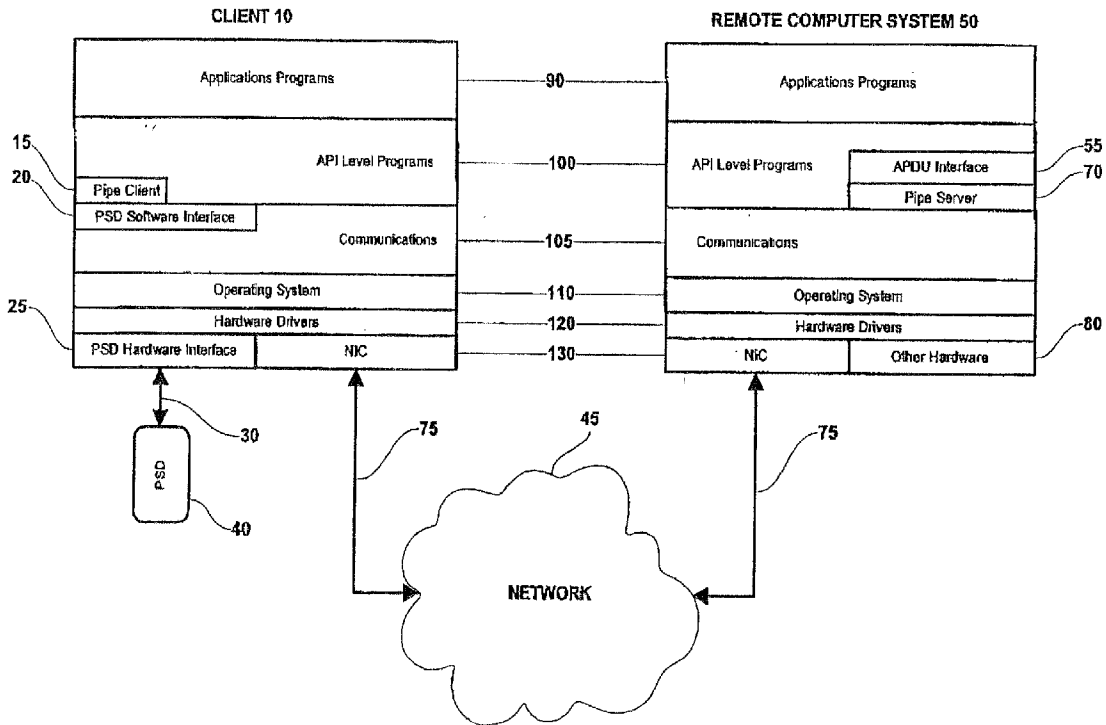


Figure 1

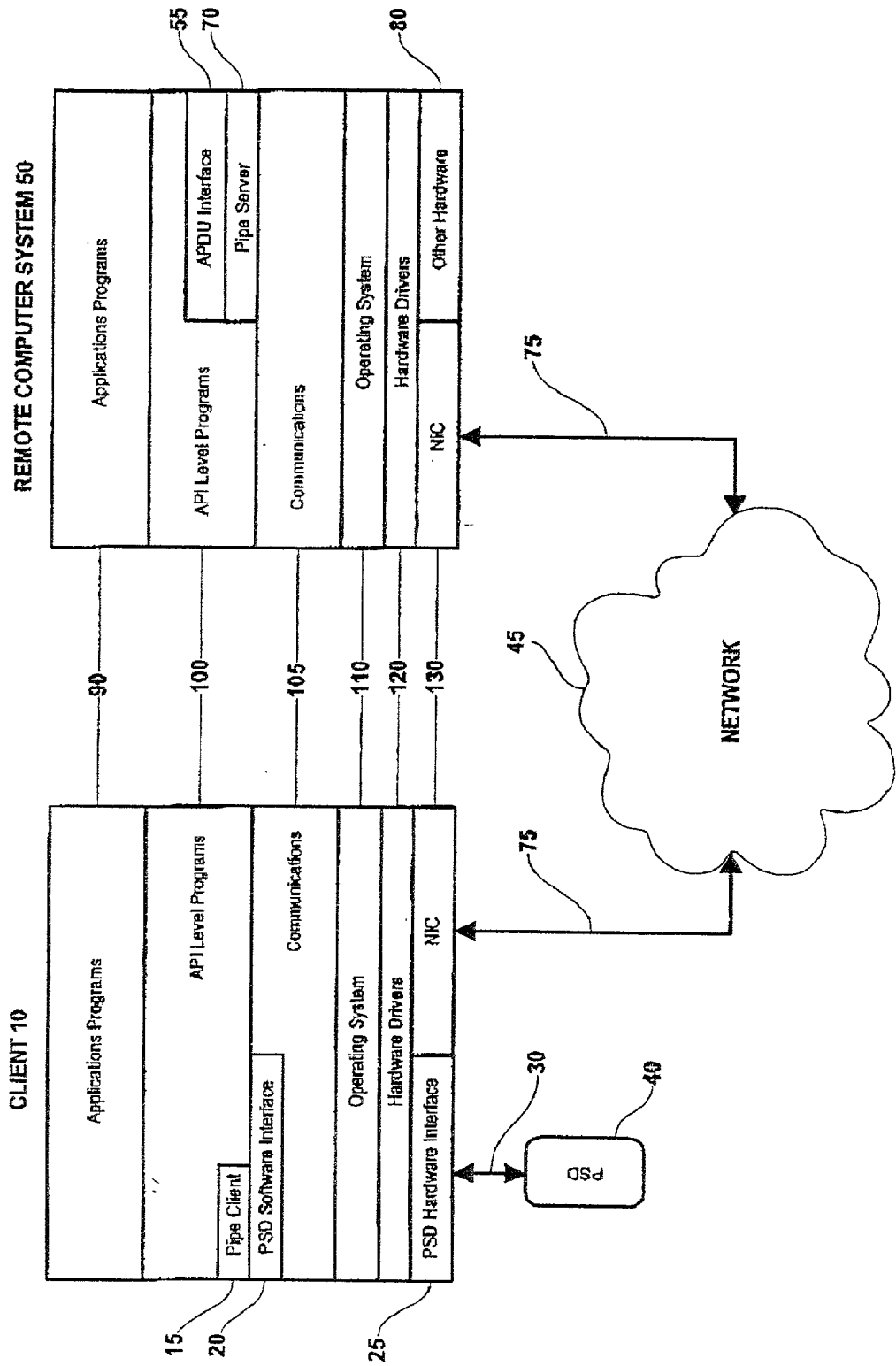


Figure 2

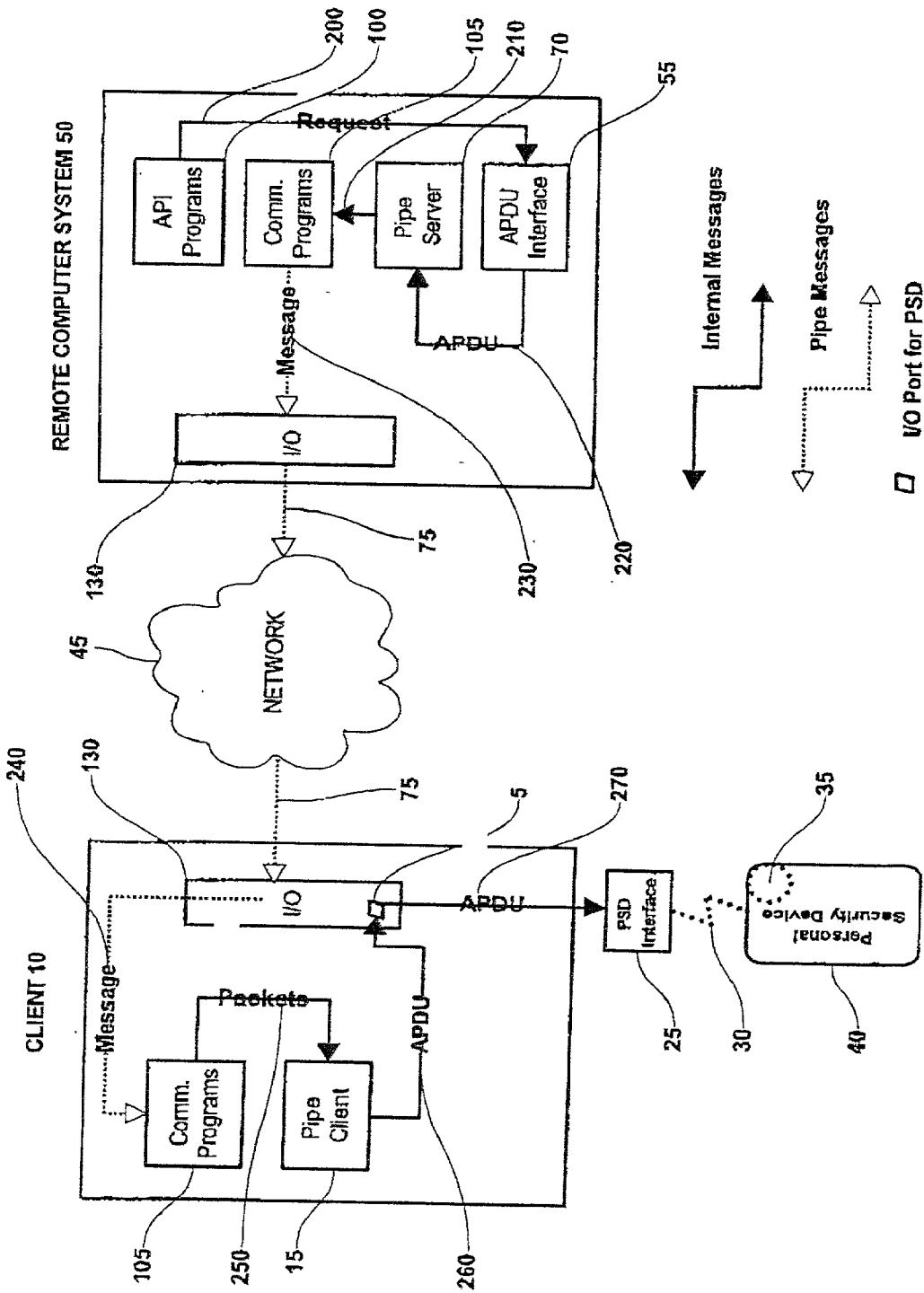


Figure 3

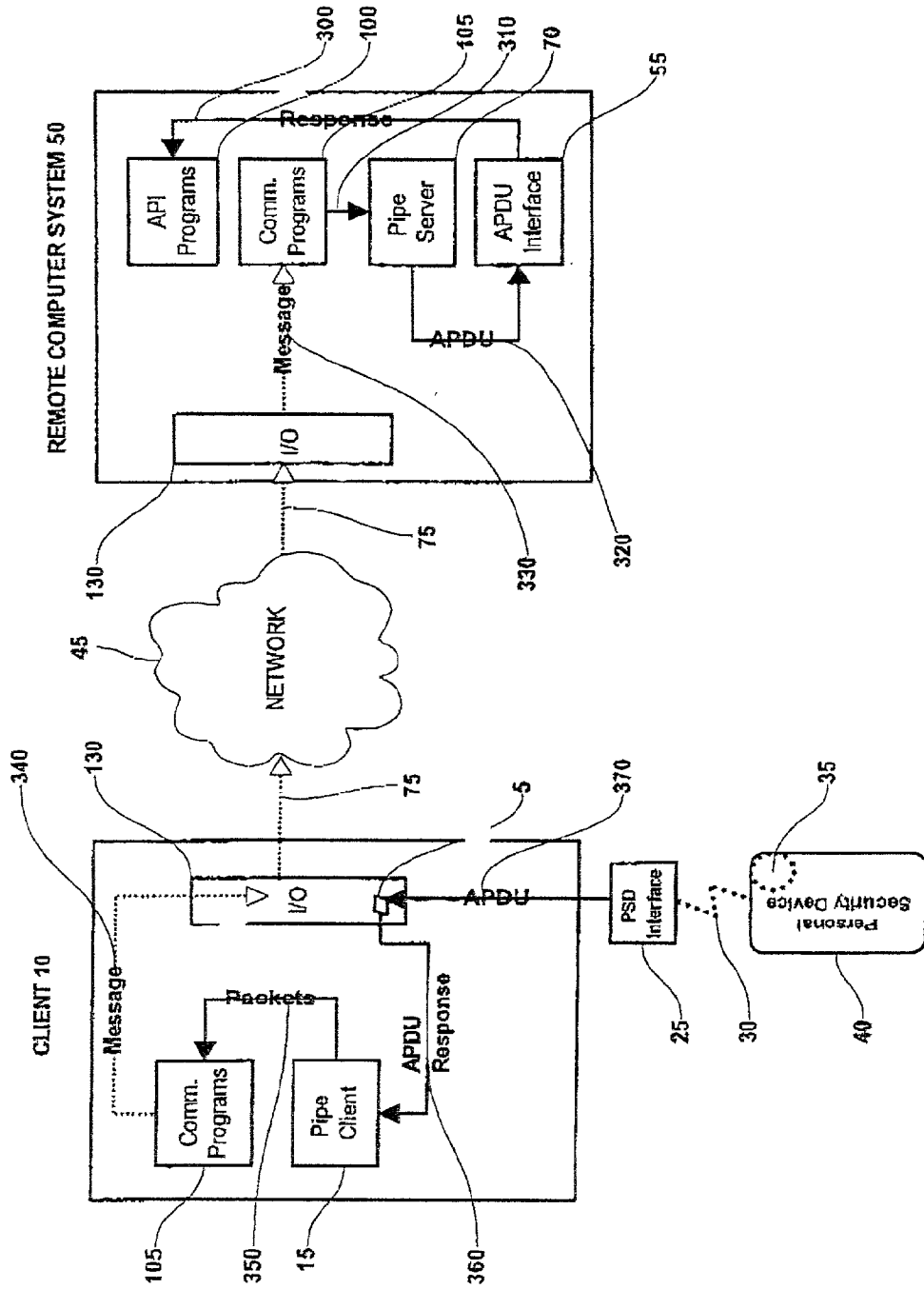


Figure 4A

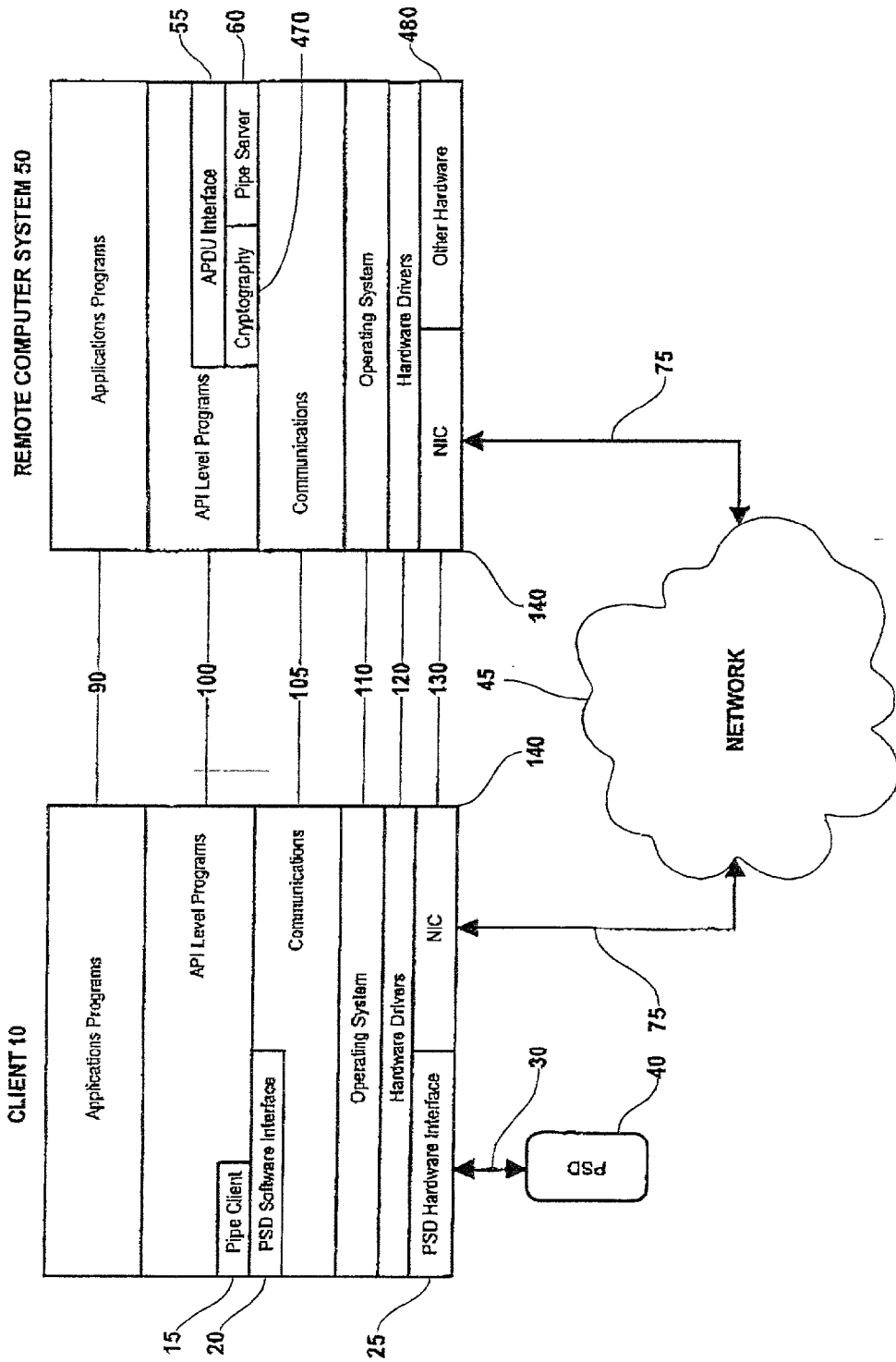


Figure 4B

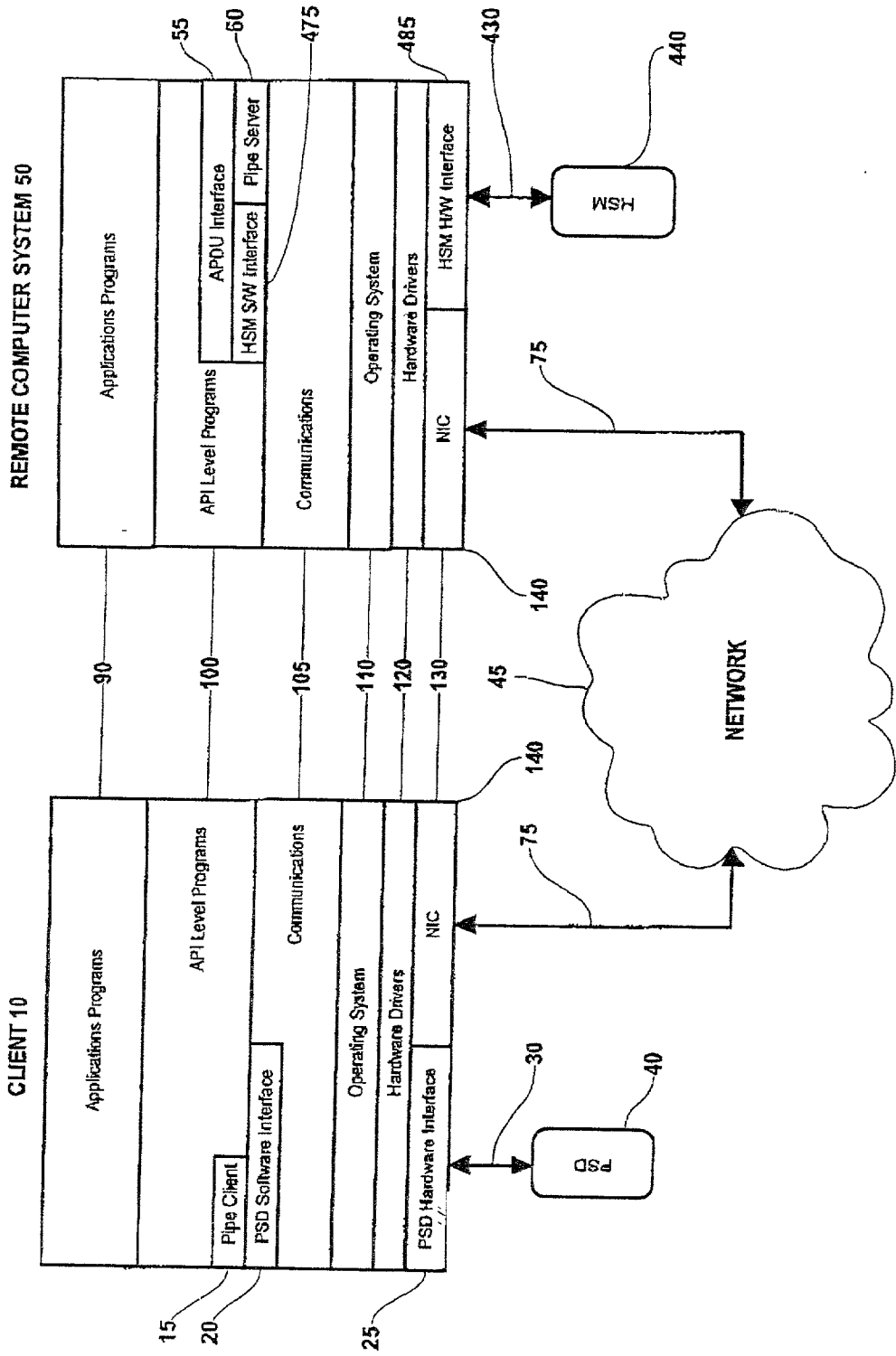


Figure 5

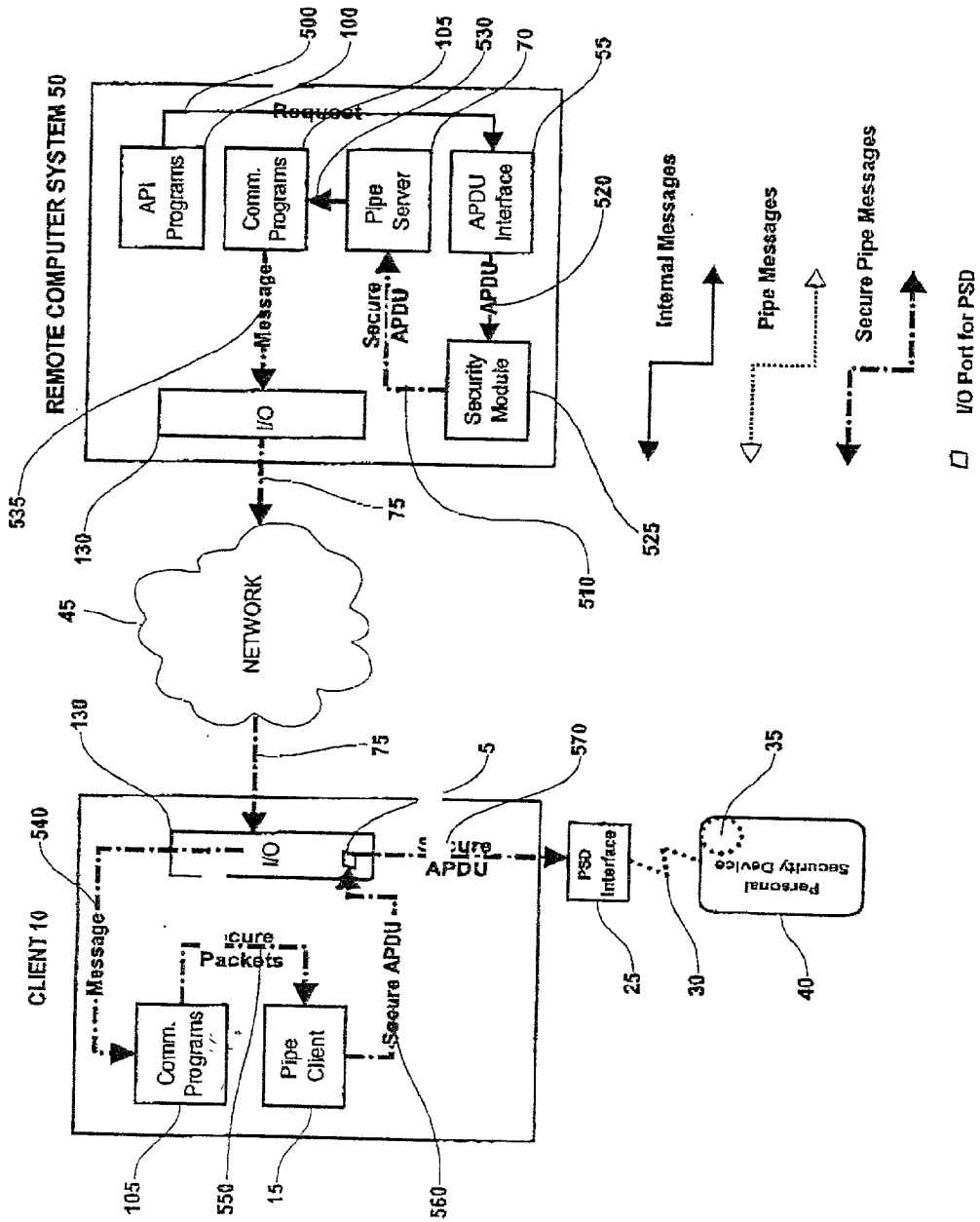
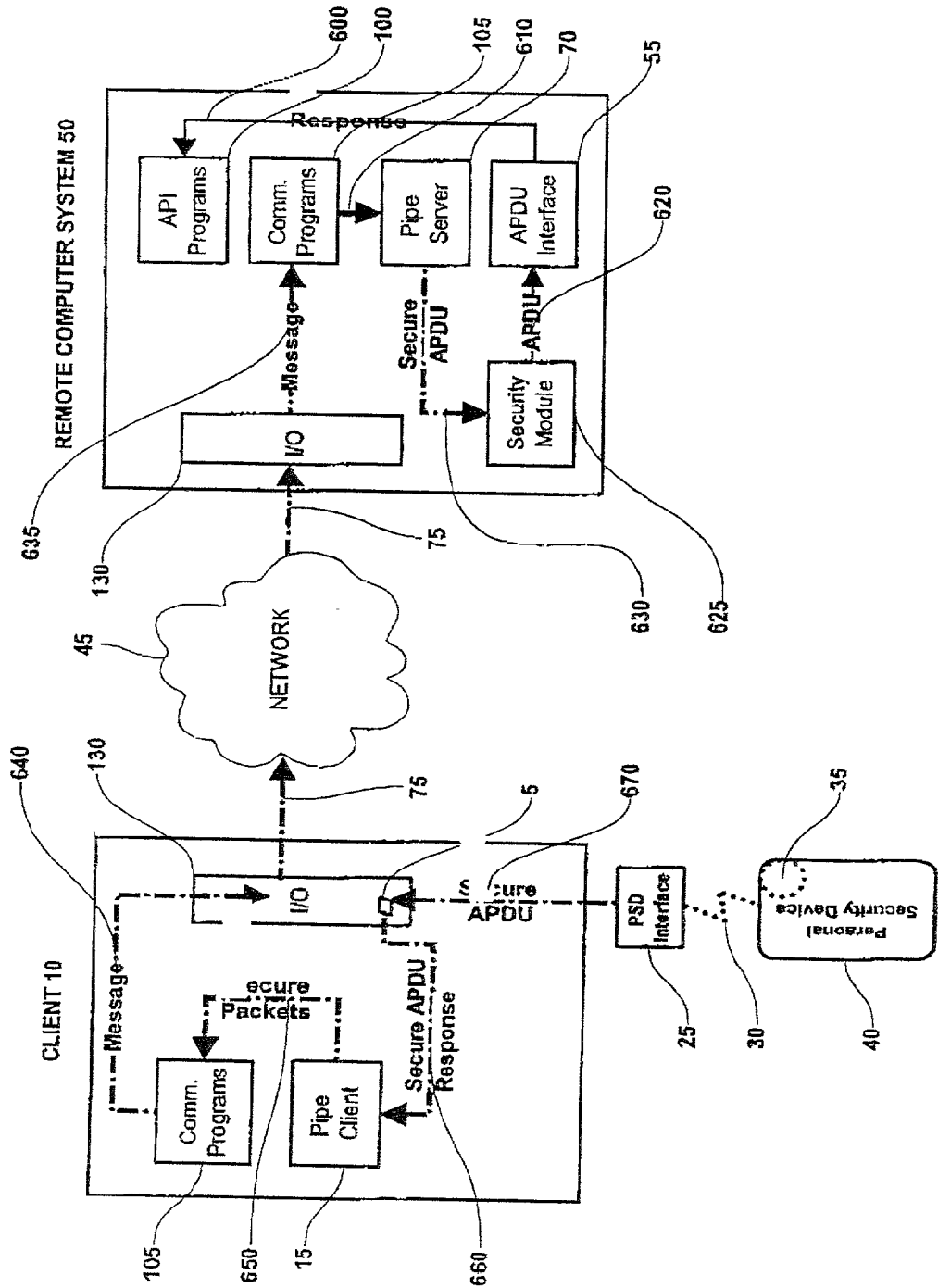


Figure 6



METHOD AND SYSTEM FOR ESTABLISHING A REMOTE CONNECTION TO A PERSONAL SECURITY DEVICE

FIELD OF INVENTION

[0001] The present invention relates to a data processing method and system for establishing a communications path (the "pipe") over a communications network between a Personal Security Device (PSD) and a Remote Computer System in a way that does not require localized APDU generation to communicate with a PSD nor discloses the security mechanisms implemented in the PSD to a local Client computer.

BACKGROUND OF INVENTION

[0002] The current art involving the use of personal security devices (PSD), for example, smart cards, subscriber identity module (SIM) cards, biometric devices, or combinations thereof, requires specialized messaging software or firmware to be installed on a local Client in which the PSD is connected. These specialized routines are used to translate from higher level messaging formats into low-level messaging packets and are generally known in the art as an Application Protocol Data Unit (APDU) Interface. Installing and maintaining APDU Interfaces for a large number of local Clients can be a substantial and costly challenge in a multi-user organization. In addition, Client resources such as disk space, memory and computing resources are unnecessarily tied up by the software, which could be better utilized for other purposes.

[0003] Another significant limitation of the current art is that security mechanisms are implemented on a local Client to gain access to secure functions contained within a connected PSD. In a typical secure transaction with a PSD, a cryptographic key are generated in the local Client using API level software, which are subsequently translated into APDU format using an APDU Interface and sent to the PSD to access the Intended secure function.

[0004] The potential exposure of secure information weakens the basic functionality of current PSDs, which is to protect private keys and other proprietary information from being unnecessarily disclosed. The limitations of the current art are such that localized key generating mechanisms, APDU interface software and transactions involving this software are potentially vulnerable to compromise by unauthorized programs running on the local Client or by other illicit means intending to monitor the key generation process and thus gaining access to security codes, algorithms and other sensitive data contained within the PSD or elsewhere. These limitations are magnified in a multi-user environment where the ability to control unauthorized access to local Clients and vulnerable software contained therein are limited.

SUMMARY OF INVENTION

[0005] This invention resides in a method of generating a communications pipe between a personal security device (PSD) and a Remote Computer System over a network without requiring APDU interface software and/or security mechanism to be installed on a local Client in which a PSD is connected. The improvements comprising relocation of APDU interface and security mechanisms from local Clients

in which the PSD is connected to one or more Remote Computer Systems; using a local Client as a host which allows a connected PSD to communicate with one or more Remote Computer Systems over a network. By moving APDU interface and security mechanisms from numerous local Clients to a few secure Remote Computer Systems, the overall data processing system is much easier to maintain and significantly less susceptible to unauthorized access or compromise.

[0006] The communications pipe generation may be initiated automatically upon connection of a PSD to a local client, by a client side request for access to information contained on another networked client or remote computer system, or by a remote computer system requesting access to a PSD.

[0007] In this invention, APDUs are encapsulated into a common communications protocols, such as TCP/IP, WAP, etc. which are used to communicate between one or more Clients with one or more Remote Computer Systems. A program installed on each local Client and each Remote Computer System separates the incoming low-level APDUs from the incoming message packets and routes the APDUs to a connected PSD via its hardware device interface. In a multi-tasking operating environment, the Client is free to perform other data processing functions while transactions between a PSD and a Remote Computer System using the pipe execute in the background. In situations where a firewall may mask individual client network addresses, remote computer based pipe software should be installed on the proxy server. Other solutions common to virtual private networking may also be employed.

[0008] For purposes of this invention a client may be any intelligent device such as a personal computer, laptop, cellular telephone, personal data assistant (PDA), etc. which provides the network communications interface between a PSD and a remote computer system. A remote computer system includes any intelligent device which provides the necessary APDU communications interface between networked devices and a PSD.

[0009] In the first embodiment of the invention, a communications pipe is formed when a Remote Computer System generates the proper APDUs which are encapsulated into an agreed upon communications protocol, transmitted (broadcast for general polling or specific IP address of Client) over a network, invoking a reply by one or more PSDs which are subsequently received by the requesting Remote Computer System. The latter described pipe formation process is equivalent to a handshake between a PSD and a Remote Computer System.

[0010] This embodiment of the invention is useful in determining the status, identification and other derived information related to responding PSDs. For example, an APDU formatted polling command may be transmitted from the Remote Computer System over a network to all PSDs capable of receiving the command requesting each PSD to return its unique identification number or other some other non-proprietary information. Based on the replies received, it is possible to determine which PSDs are active, their relative location, length of time each PSD has been active, network traffic information, etc. This embodiment of the invention does not require the use of secure communications protocols.

[0011] In a second embodiment of the invention, referred to as secure pipe generation, security mechanisms are employed to protect against unauthorized disclosure of proprietary information. The secure pipe generation process is equivalent to the pipe generating process described above but includes the added steps of generating cryptographically secured APDUs, which are then encapsulated into a secure communications protocol, examples of which include TCP/IP with secure socket layer (SSL) encryption, IPsec, etc, to generate a secure pipe between a Remote Computer System and a PSD.

[0012] In this embodiment of the invention, APDUs are encrypted using the proper keys to unlock secure applications and data contained within the secure domain of a PSD. Response APDUs containing sensitive or proprietary information are likewise encrypted by the PSD and decrypted by the Remote Computer System.

[0013] The cryptographically secured APDUs are encapsulated into outgoing message packets using the agreed communications secure protocol, sent over a network and routed through the PSD hardware interface by the Client and into the PSD as before. This embodiment of the invention is useful in initializing a PSD, personalizing a PSD, accessing secure information contained within a PSD, changing, upgrading or deleting proprietary algorithms or data contained in a PSD, authenticating an end user, etc.

BRIEF DESCRIPTION OF DRAWINGS

[0014] A more complete understanding of the present invention may be accomplished by referring to the following Detailed Description and claims, when viewed in conjunction with the following drawings:

[0015] **FIG. 1**—is a generalized system block diagram for implementing present invention;

[0016] **FIG. 2**—is a detailed block diagram depicting initiating a remote pipe where non-proprietary information is being requested;

[0017] **FIG. 3**—is a detailed block diagram depicting establishing a remote pipe where non-proprietary information is being requested;

[0018] **FIG. 4A**—is a generalized system block diagram for implementing present invention which includes software-based security mechanisms;

[0019] **FIG. 4B**—is a generalized system block diagram for implementing present invention which includes HSM based security mechanisms;

[0020] **FIG. 5**—is a detailed block diagram depicting initiating a secure remote pipe; and

[0021] **FIG. 6**—is a detailed block diagram depicting establishing a secure remote pipe.

DETAILED DESCRIPTION OF PREFERRED EMBODIMENT

[0022] This invention provides a method and system to establish a remote communications pipe over a network between a Remote Computer System and a personal security device connected to a host local Client. In this invention, personal security devices (PSD) are intelligent devices such as smart cards, biometric devices, subscriber identification

module (SIM) cards, or combinations thereof having a microprocessor, runtime operating environment, an input/output communication port, memory storage including non-volatile memory and random access memory and embedded software applications.

[0023] Two embodiments of the invention are described; the first embodiment in which security mechanisms are not employed and the second embodiment where security mechanisms are employed.

[0024] Referring now to **FIG. 1**, a generalized system block diagram of the invention is depicted. The various layers shown are based on the Open System Interconnection model (OSI). For simplicity, certain layers common to both the Client and Remote Computer System are not shown and should be assumed to be present and incorporated into adjacent layers. The layers common to both a Client and Remote Computer System include:

[0025] an Applications Layer **90** which generally contains higher level software applications (e.g. word processor) and a user interface and such as a graphical user interface (GUI);

[0026] an Applications Programming Interface level (API) **100** for processing and manipulating data for use by either higher or lower level applications;

[0027] a Communications Layer **105** which contains communications programs including secure communications capabilities, which enable a Client to communicate with a Remote Computer System to exchange information in an agreed upon protocol and visa versa;

[0028] an Operating System Layer **110** or equivalent runtime environment, which controls the allocation and usage of hardware resources such as memory, central processing unit (CPU) time, disk space, hardware I/O port assignments, peripheral device management;

[0029] a Hardware Driver Layer **120** which permits the operating system to communicate and control physical devices connected to the Client's or Remote Computer System's hardware I/O bus; and a Physical Device Layer **130** where network interface cards (NIC) **140** provide the physical connections to a telecommunications network **45**. Other hardware devices may also be connected at this level **80**.

Client Specific Features

[0030] A specialized program contained within the API Level **100** of the Client and referred to as a pipe Client **15**, interacts with Communications Programs contained within the Communications Layer **105**. The pipe Client **15** functions to separate-encapsulated APDU requests from incoming messaging packets received from a network **45** for processing by a locally connected PSD **40**. Alternately, outbound APDU responses generated by a locally connected PSD **40**, are processed by the pipe Client for encapsulation into an agreed upon communications protocol by Communications Programs contained within the communications layer **105**.

[0031] A software driver contained within the communications layer **105** of the Client and referred to as a PSD

Software Interface **20** directs incoming APDUs communicated by the Pipe Client **15** into the I/O device port connecting the PSD Hardware Device Interface **25** to the locally connected PSD **40**. Outgoing APDUs generated by the PSD are communicated through the PSD Hardware Device Interface **25** through the **110** device port to the PSD Software Interface **20** and subsequently communicated to the Pipe Client **15**.

Remote Computer System Specific Features

[0032] A first specialized program contained within the API Level **100** of the Remote Computer System **50** and referred to as an APDU interface **55**, translates higher level messaging formats into low-level APDU protocols required to communicate with a PSD **40**. Alternately, the APDU interface **55** translates incoming APDU responses received from a PSD **40** into higher level messaging formats used by programs in the API Level **55** and Applications Level **90** of the Remote Computer System.

[0033] A second specialized program contained within the API Level **100** of the Remote Computer System **50** and referred to as a Pipe Server **70**, interacts with Communications Programs contained within the Communications Layer **105**. The Pipe Server **70** functions to separate encapsulated APDU requests from incoming messaging packets received from a network **45** for processing by the APDU Interface **55**. Alternately, outbound APDU requests translated by the APDU Interface **55**, are processed by the pipe server for encapsulation into an agreed upon communications protocol by Communications Programs contained within the communications layer **105**.

Other Inventive Features

[0034] The connection **30** between the PSD **40** and PSD Hardware Interface **25** includes but is not limited to traditional electrical or optical fiber connections or wireless means including optical, radio, acoustical, magnetic, or electromechanical. Likewise the connection **75** between the Client **10** and the network **45**, and the connection **75** between the Remote Computer System **50** and the network **45** may be accomplished analogously.

[0035] The network, shown generally at **45**, includes both public and private telecommunications networks connected by traditional electrical, optical, electro-acoustical (DTMF) or by other wireless means. Any mutually agreed upon communications protocol capable of encapsulating APDU commands may be employed to establish a communications pipe including open or secure communications protocols.

[0036] Referring now to FIG. 2, depicts initiating a communications pipe between the Remote Computer System **50** and the PSD **40** connected to a client. In this depiction, Remote Computer System **50** is sending a request to PSD **40** for non-proprietary embedded information **35**, for example an identification number. PSD **40** is connected **30** to the local Client **10** using PSD Interface **25**. PSD Interface **25** communicates with the Client **10** via hardware device port **5**.

[0037] To initiate a remote pipe between Remote Computer System **50** and PSD **40**, Remote Computer System **50** generates a request **200** by way of API programs **100** which is translated into APDU format **220** by the APDU Interface **55** and sent to the Pipe Server **70** for message encapsulation.

The encapsulated APDUs are then sent **210** to the Communications Programs **105** for incorporation into outgoing message packets **230**.

[0038] The message packets **230** containing the encapsulated APDUs are transmitted **75** over the network **45** via a network interface card (I/O) **130**. The Client **10**, receives the message packets **240** containing the encapsulated APDUs which are received from the network **45** via a network interface card (I/O) **130** installed on the local Client. The incoming messages are processed by Client-side Communications Programs **105** and routed **250** into the Pipe Client **15** for APDU extraction. The extracted APDUs are sent **260** through hardware device port **5**, routed **270** into the PSD Interface **25** and sent to PSD **40** via connection **30** for processing within PSD domain **35**.

[0039] Alternative requests to form a communications pipe **75** between a Remote Computer System **50** and a PSD **40** may be initiated by Client **10** requesting access to information contained on one or more networked local clients, by connecting a PSD **40** to PSD Interface **25** which initiates a request to form a communications pipe **75**, or by another remote computer system requesting access to PSD **40**.

[0040] Referring now to FIG. 3, depicts a PSD response which establishes the communications pipe between PSD **40** and Remote Computer System **50**. In this depiction, the request previously received is processed within the PSD domain **35**, which generates a response message. The PSD response is sent in APDU format from PSD **40** through connection **30** and into PSD interface **25**. The PSD response is then routed **370** through hardware device port **5** and sent **360** to the Pipe Client **15** for processing and encapsulation. The resulting message packets are then sent **350** to the Client-side Communications Programs **105** for incorporation into outgoing message packets **340**. The message packets **340** containing the encapsulated APDUs are transmitted **75** over the network **45** via a network interface card (I/O) **130**.

[0041] The Remote Computer System **50** receives the message packets **330** containing the encapsulated APDUs, which are received from the network **45** via a network interface card (I/O) **130** installed on the Remote Computer System. The incoming messages are processed by server-side Communications Programs **105** and routed **310** into the Pipe Server **70** for APDU extraction. The extracted APDUs are sent **320** to the APDU Interface **55** for processing and translation into a higher-level format and sent **300** to API Level programs **100** for processing and further transactions with the PSD **40** if desired.

[0042] Referring now to FIG. 4A, a generalized system block diagram of one implementation of a secure communications pipe. The general system block diagram includes an additional software-based cryptography module **470** installed on the Remote Computer System, which is not shown in FIG. 1.

[0043] FIG. 4B depicts an alternative to using software-based security mechanisms. In this alternative embodiment of the invention, a Hardware Security Module (HSM) **440** is employed to perform cryptographic functions. To access the HSM a software driver referred to as an HSM S/W Interface **475**, is included in the API Level **100**. The HSM software

driver communicates with a physical device interface included in the Physical Device Layer **130**. The physical device interface is installed on the I/O bus of the Remote Computer System, and is referred to as an HSM H/W Interface **485**. The HSM module **440** is connected **430** to the HSM H/W Interface a manner analogous to the PSD connection to the PSD Interface previously described. The use of HSM technologies provides end-to-end security, which further reduces the possibility of unauthorized disclosure of cryptographic or sensitive information.

[**0044**] Both APDU messaging security mechanisms shown in **FIGS. 4A & 4B** are used to generate cryptographic keys necessary to unlock secure functions and data contained within the secure domain of a PSD, encrypt outgoing APDUs and decrypt incoming encrypted APDUs. The security mechanisms employed in generating a secure pipe may include synchronous, asynchronous or any combination of cryptography methods.

[**0045**] Secure communications protocols used to communicate over a network are accomplished by Communications Programs contained within the Communications Layer **105**. Cryptography used in generating secure communications may employ the security mechanisms described for APDU messaging, employ separate mechanisms or employ any combination thereof.

[**0046**] Referring now to **FIG. 5**, depicts the initiating a secure pipe between the Remote Computer System and the PSD **40** connected to Client **10**. In this depiction, Remote Computer System **50** is sending a secure request to PSD **40** for proprietary embedded information **35**, for example an authentication password. PSD **40** is connected **30** to the local Client **10** using PSD Interface **25**. PSD Interface **25** communicates with the Client **10** via hardware device port **5**.

[**0047**] To initiate a remote secure pipe between Remote Computer System **50** and PSD **40**, a request **500** is generated on Remote Computer System **50** to access PSD **40** by way of API programs **100** which are translated into APDU format by the APDU Interface **55**. The APDUs are then sent **520** to a Security Module **525** for encryption using a pre-established cryptography method. The proper cryptographic parameters may be determined by using a look-up table or database, which cross-references the PSD's unique internal identification information with one or more codes necessary to implement the appointed cryptography method.

[**0048**] The encrypted APDUs are then routed **510** to the Pipe Server **70** for message encapsulation. The encapsulated APDUs are then sent **530** to the Communications Programs **105** for processing, encryption using a pre-established secure communications protocol and incorporation into outgoing message packets **535**. The secure message packets **535** containing the encrypted and encapsulated APDUs are transmitted **75** over the network **45** via a network interface card (I/O) **130**.

[**0049**] The Client **10**, receives the message packets **540** containing the encrypted and encapsulated APDUs which are received from the network **45** via a network interface card (I/O) **130** installed on the local Client.

[**0050**] The incoming encrypted message packets are decrypted and processed using the pre-established cryptography employed in the secure communications protocol by client-side Communications Programs contained in the

Communications Layer **105**. The unencrypted message packets still containing the encrypted APDUs are routed **550** into the Pipe Client **15** for APDU extraction. The extracted APDUs are sent **560** through hardware device port **5**, routed **570** into the PSD Interface **25** and sent to PSD **40** via connection **30** for decryption and processing within the secure domain **35** of the PSD **40**. Using a pre-established cryptography method, incoming secure APDUs are decrypted and requests processed.

[**0051**] Referring now to **FIG. 6**, depicts a PSD secure response, which establishes the secure communications pipe between PSD **40** and Remote Computer System **50**. In this depiction, the secure request previously received is processed within the secure domain **35** of the PSD **40**, which causes the PSD to generate a secure response message using a pre-established cryptography method.

[**0052**] The PSD secure response is sent in APDU format from PSD **40** through connection **30** and into PSD interface **25**. The PSD secure response is then routed **670** through hardware device port **5** and sent **660** to the Pipe Client **15** for processing and encapsulation. The resulting message packets are then sent **650** to the Client-side Communications Programs **105** for processing, encryption using a pre-established secure communications protocol and incorporation into outgoing message packets **640**. The message packets **640** containing the encapsulated APDUs are transmitted **75** over the network **45** via a network interface card (I/O) **130**.

[**0053**] The Remote Computer System **50**, receives the message packets **635** containing the encapsulated APDUs from the network **45** via a network interface card (I/O) **130** installed on the Remote Computer System. The incoming messages are processed and decrypted using the pre-established cryptography method employed in the secure communications protocol by the server-side Communications Programs **105** and routed **610** into the Pipe Server **70** for secure APDU extraction. The extracted secure APDUs are sent **630** to the Security Module **625** for decryption of the secure APDUs using the pre-established cryptography method. The decrypted APDUs are then routed **620** to the APDU Interface **55** for processing and translation into a higher-level format and sent **600** to API Level programs **100** for processing and further transactions with the PSD **40** if desired. This step establishes the secure "pipe" to communicate with the PSD. The secure pipe is maintained until the Remote Computer System signals the Client to close the hardware interface port **5**.

[**0054**] No limitation is intended in the number of PSDs and Clients forming secure pipes **75** with one or more Remote Computer Systems **50**; nor should any limitation on the number of Remote Computer Systems **50** available for generating secure pipes **75** be construed from the drawings. Lastly, no limitation is intended concerning the initiating event to establish a communications pipe.

[**0055**] The foregoing described embodiments of the invention are provided as illustrations and descriptions. They are not intended to limit the invention to precise form described. In particular, It is contemplated that functional implementation of the invention described herein may be implemented equivalently in hardware, software, firmware, and/or other available functional components or building blocks. Other variations and embodiments are possible in light of above teachings, and it is not intended that this

Detailed Description limit the scope of invention, but rather by the claims following herein.

What is claimed:

1. A system for establishing a remote communications pipe between a PSD and a remote computer system over a network using a client as a host to said PSD, said system comprising:

at least one local client further comprising means for functionally connecting to a PSD Interface and said network, wherein said client is functionally communicating over said network with said remote computer system and further comprising;

client communications means for transmitting and receiving messages over said network using a packet based communications protocol, and for transmitting and receiving APDUs through said PSD Interface;

first client data processing means for receiving incoming messages using said client communications means and separating encapsulated APDUs from said incoming message packets and routing said APDUs through said PSD Interface; and

second client data processing means for encapsulating said APDUs received through said PSD Interface into outgoing message packets and transmitting said outgoing message packets over said network using said client communications means.

2. The system according to claim 1 further comprising;

at least one PSD comprising means for functionally connecting to said PSD Interface and wherein said PSD is functionally communicating through said Interface; and further comprising;

PSD communications means for transmitting and receiving APDU messages through said PSD Interface; and

PSD processing means for interpreting said APDU messages, executing commands included in said APDU messages and transmitting responses in said APDU format through said PSD Interface using said communications means, and

memory storage means for storing at least one unique identifier.

3. The system according to claim 1 further comprising;

at least one remote computer system comprising means for functionally connecting to said network and wherein said remote computer system is functionally communicating with said client; and further comprising;

server communications means for transmitting and receiving messages over said network using said packet communications protocol;

first server data processing means for receiving requests from at least one applications level program, translating said requests into APDU format and transmitting said APDU formatted requests to a second server data processing means,

second server data processing means for encapsulating said APDUs receiving from said first server data processing means into outgoing message packets

and transmitting said outgoing message packets over said network using said server communications means,

third server data processing means for receiving incoming messages using said server communications means and separating encapsulated APDUs from said incoming message packets and routing said APDUs to a forth server data processing means; and

forth server data processing means for receiving and translating said APDUs sent by said third server data processing means into another message format and transmitting said translated message to at least one applications level program.

4. The system according to claim 1 wherein said network is a public network.

5. The system according to claim 1 wherein said network is a private network.

6. The system according to claim 1 wherein said protocol is an open communications protocol.

7. The system according to claim 1 wherein said protocol is a secure communications protocol.

8. A system for establishing a secure remote communications pipe between a PSD and a remote computer system over a network using a client as a host to said PSD, said system comprising:

at least one local client further comprising means for functionally connecting to a PSD Interface, wherein said client is functionally communicating over said network with said remote computer system; and further comprising;

client communications means for transmitting and receiving messages over said network using a packet based communications protocol, and for transmitting and receiving APDUs through said PSD Interface; and

first client data processing means for receiving incoming messages using said client communications means and separating encapsulated APDUs from said incoming message packets and routing said APDUs through said PSD Interface; and

second client data processing means for encapsulating said APDUs received through said PSD Interface into outgoing message packets and transmitting said outgoing message packets over said network using said communications means.

9. The system according to claim 8 further comprising;

at least one PSD comprising means for functionally connecting to said PSD Interface and functionally communicating through said Interface; and further comprising;

PSD communications means for transmitting and receiving encrypted APDU messages through said PSD interface;

first PSD processing means for decrypting incoming encrypted APDU messages using stored cryptographic information;

second PSD processing means for interpreting said APDU messages, executing commands included in said APDU messages;

third PSD processing means for encrypting outgoing APDU response messages using stored cryptographic information and transmitting said responses in said APDU format through said PSD interface using said communications means; and

memory storage means for storing at least one unique identifier and at least one cryptographic key.

10. The system according to claim 8 further comprising;

at least one remote computer system comprising means for functionally connecting to said network, wherein said remote computer system is functionally communicating with said client; and further comprising;

server communications means for transmitting and receiving messages over said network using said packet communications protocol;

first server data processing means for receiving requests from at least one applications level program, translating said requests into APDU format and transmitting said APDU formatted requests to a cryptography server data processing means;

second server data processing means for encapsulating said APDUs receiving from said cryptography data processing means into outgoing message packets and transmitting said outgoing message packets over said network using said server communications means;

third server data processing means for receiving incoming messages using said server communications means and separating encapsulated APDUs from said incoming message packets and routing said APDUs to a cryptography data processing means;

forth server data processing means for receiving and translating said APDUs sent by said cryptography processing means into another message format and transmitting said translated message to at least one applications level program; and

cryptography data processing means for encrypting outgoing APDUs received from said first server data processing means and sending the encrypted APDUs to said second server data processing means and for decrypting incoming encrypted APDUs received from said third server data processing means and sending the decrypted APDUs to said forth server data processing means.

11. The system according to claim 8 wherein said network is a public network.

12. The system according to claim 8 wherein said network is a private network.

13. The system according to claim 8 wherein said protocol is an open communications protocol.

14. The system according to claim 8 wherein said protocol is a secure communications protocol.

15. The system according to claim 1 or 8 wherein said network is a hardwired network.

16. The system according to claim 1 or 8 wherein said network is a digital cellular network.

17. The system according to claim 1 or 8 wherein said network is a wireless network.

18. The system according to claim 1 or 8 wherein said network is an optical network.

19. The system according to claim 1 or 8 wherein said network is a telephone acoustical network.

20. A method of establishing a communications pipe between a PSD and a remote computer system over a network using a client as a host to said PSD, wherein said client and said remote computer system are in functional communications using a packet based communications protocol over said network, said method comprising:

generating a request to access said PSD on said remote computer system, wherein said request is in a non-native protocol for communicating with said PSD and said request is generated by an API Level Program,

converting said request from said non-native protocol to an APDU formatted protocol using a first server data processing means,

encapsulating said APDU formatted protocol into said packet based communications messages producing an encapsulated APDU message, using a second server data processing means,

transmitting said encapsulated message over said network using said packet based communications protocol,

receiving said encapsulated message sent over said network by said client, processing said message using a first data processing means to separate said encapsulated APDU message,

routing said APDU message through a hardware device port assigned to a PSD Interface, wherein said PSD Interface is in processing communication with said PSD,

receiving said APDU message through said PSD Interface by said PSD and processing said APDU message using a first internal PSD data processing means,

generating a response message in APDU format by said PSD using a second internal PSD data processing means and transmitting said response through said PSD Interface,

receiving said APDU response message through said PSD Interface by said client and encapsulating said APDU response message into said packet based communications message producing an encapsulated APDU message, using a second data processing means,

transmitting said encapsulated message over said network using said packet based communications protocol,

receiving said encapsulated message sent over said network by said remote computer system, processing said message using a third server data processing means to separate said encapsulated APDU message,

converting said response message from said APDU formatted protocol using a forth server data processing means, and forwarding said response to at least one API Level Program.

21. The method according to claim 20 wherein said network is a public network.

22. The method according to claim 20 wherein said network is a private network.

23. The method according to claim 20 wherein said protocol is an open communications protocol.

24. The method according to claim 20 wherein said protocol is a secure communications protocol.

25. The method according to claim 20 wherein said communications pipe is initiated automatically upon connection of said PSD to said local client.

26. The method according to claim 20 wherein said communications pipe is initiated by a client requesting access to information contained on one or more networked clients.

27. The method according to claim 20 wherein said communications pipe is initiated by a client requesting access to information contained on one or more networked remote computer systems.

28. The method according to claim 20 wherein said communications pipe is initiated by one or more networked remote computer systems requesting access to said PSD.

29. A method of establishing a secure communications pipe between a PSD and a remote computer system over a network using a client as a host to said PSD, wherein said client and said remote computer system are in functional communications using a packet based communications protocol over said network, said method comprising:

generating a request to access said PSD on said remote computer system, wherein said request is in a non-native protocol for communicating with said PSD and said request is generated by an API Level Program,

converting said request from said non-native protocol to an APDU formatted protocol using a first server data processing means, and sending said APDU formatted protocol to a cryptography data processing means,

receiving and encrypting said APDUs formatted protocol using cryptography data processing means and sending the encrypted APDUs to said second server data processing means, wherein said encryption method is pre-established,

encapsulating said encrypted APDUs into said packet based communications messages producing an encapsulated and encrypted APDU message, using a second server data processing means,

transmitting said encapsulated message over said network using said packet based communications protocol,

receiving said encapsulated message sent over said network by said client, processing said message using a first data processing means to separate said encapsulated and encrypted APDU message,

routing said APDU message through a hardware device port assigned to a PSD Interface, wherein said PSD Interface is in processing communication with said PSD,

receiving said APDU message through said PSD Interface by said PSD and decrypting said APDU message using an internal PSD data cryptography means, wherein said cryptography means is pre-established, and sending decrypted APDU messages to a first internal PSD data processing means,

receiving said APDU message from said internal PSD data cryptography means and processing said APDU message using said first internal PSD data processing means,

generating a response message in APDU format by said PSD using a second internal PSD data processing means, encrypting the APDU response message using said internal PSD data cryptography means and transmitting said response through said PSD Interface,

receiving said APDU response message through said PSD Interface by said client and encapsulating said APDU response message into said packet based communications message producing an encapsulated APDU message, using a second data processing means,

transmitting said encapsulated message over said network using said packet based communications protocol,

receiving said encapsulated message sent over said network by said remote computer system, processing said message using a third server data processing means to separate said encapsulated and encrypted APDU message,

decrypting said encrypted APDUs receiving from said third server data processing means using said cryptography data processing means and sending the decrypted APDUs to said forth server data processing means,

converting said response message from said APDU formatted protocol using a forth server data processing means, and forwarding said response to at least one API Level Program.

30. The method according to claim 29 wherein said network is a public network.

31. The method according to claim 29 wherein said network is a private network.

32. The method according to claim 29 wherein said protocol is an open communications protocol.

33. The method according to claim 29 wherein said protocol is a secure communications protocol.

34. The method according to claim 29 wherein said secure communications pipe is initiated by a client requesting access to information contained on one or more networked clients.

35. The method according to claim 29 wherein said secure communications pipe is initiated by a client requesting access to information contained on one or more networked remote computer systems.

36. The method according to claim 29 wherein said secure communications pipe is initiated by one or more networked remote computer systems requesting access to said PSD.

37. The method according to claim 20 or 29 wherein said network is a hardwired network.

38. The method according to claim 20 or 29 wherein said network is a digital cellular network.

39. The method according to claim 20 or 29 wherein said network is a wireless network.

40. The method according to claim 20 or 29 wherein said network is an optical network.

41. The method according to claim 20 or 29 wherein said network is a telephone acoustical network.