



US00D767436S

(12) **United States Design Patent** (10) **Patent No.:** **US D767,436 S**  
**Goodner et al.** (45) **Date of Patent:** **\*\* Sep. 27, 2016**

(54) **WRIST BAND**  
(71) Applicant: **Sunbeam Products, Inc.**, Boca Raton, FL (US)  
(72) Inventors: **Douglas Goodner**, Weston, FL (US); **Chan Tze Kiu**, Kowloon (HK)  
(73) Assignee: **Sunbeam Products, Inc.**, Boca Raton, FL (US)  
(\*\*) Term: **14 Years**  
(21) Appl. No.: **29/517,393**  
(22) Filed: **Feb. 12, 2015**  
(51) **LOC (10) Cl.** ..... **11-01**  
(52) **U.S. Cl.**  
USPC ..... **D11/3**  
(58) **Field of Classification Search**  
USPC ..... D11/1-6, 79-81, 85-87, 93, 94;  
D10/30, 32, 38, 46, 70, 74; D14/344;  
D24/167, 186; 368/276-278, 281-283,  
368/285-287; 224/164, 165, 175  
CPC ..... G04B 37/00; A44C 5/14; A44C 5/00;  
A44C 5/0053; A44C 5/0007; A44C 5/0084;  
A44C 15/0025; Y10T 24/4782; Y10T  
24/2155  
See application file for complete search history.

D726,924 S \* 4/2015 Tseng ..... D24/186  
D729,681 S \* 5/2015 Lee ..... D11/3  
D730,209 S \* 5/2015 Wolos ..... D10/70  
D730,526 S \* 5/2015 Shin ..... D24/165  
D733,596 S \* 7/2015 Goodner ..... D10/70  
D736,652 S \* 8/2015 Isaacs ..... D10/32  
D738,772 S \* 9/2015 Choi ..... D11/3  
D738,971 S \* 9/2015 Riddiford ..... D21/694  
D739,768 S \* 9/2015 Hanshew ..... D10/30  
D742,372 S \* 11/2015 Christopher ..... D14/344  
D746,702 S \* 1/2016 Galli ..... D10/30  
D747,714 S \* 1/2016 Erbeus ..... D10/32  
D747,978 S \* 1/2016 Babcock ..... D10/30  
D747,997 S \* 1/2016 Akana ..... D11/3  
D751,067 S \* 3/2016 Nousiainen ..... D10/38  
D752,579 S \* 3/2016 Lee ..... D14/344  
D756,822 S \* 5/2016 Akana ..... D10/103  
D759,622 S \* 6/2016 Dahlberg ..... D10/32  
2009/0059735 A1 \* 3/2009 Burton ..... A44C 5/12  
368/281  
2014/0169142 A1 \* 6/2014 Heck ..... G04G 17/04  
368/205

\* cited by examiner

*Primary Examiner* — Cynthia Ramirez  
*Assistant Examiner* — Llorellys Martinez-Rivera  
(74) *Attorney, Agent, or Firm* — Seth M. Blum

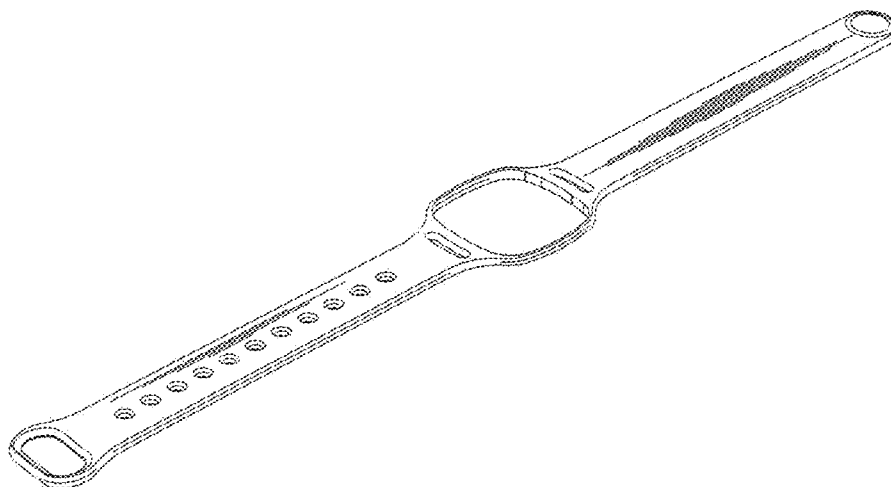
(57) **CLAIM**  
The ornamental design for a wrist band, as shown and described.

**DESCRIPTION**

FIG. 1 is a top isometric view of a wrist band showing my new design;  
FIG. 2 is a top view thereof;  
FIG. 3 is a bottom view thereof;  
FIG. 4 is a side view with the opposite side being a mirror thereof;  
FIG. 5 is a front view thereof; and,  
FIG. 6 is a back view thereof.

**1 Claim, 6 Drawing Sheets**

(56) **References Cited**  
U.S. PATENT DOCUMENTS  
D474,981 S \* 5/2003 Wilson ..... D10/32  
D528,439 S \* 9/2006 Burton ..... D10/32  
D667,126 S \* 9/2012 Cho ..... D24/186  
D703,204 S \* 4/2014 Riddiford ..... D14/344  
D709,873 S \* 7/2014 Aumiller ..... D14/344  
D714,288 S \* 9/2014 Aumiller ..... D14/344  
D724,556 S \* 3/2015 Choi ..... D10/32  
D725,497 S \* 3/2015 Henne ..... D10/38  
D725,652 S \* 3/2015 Ishii ..... D14/344



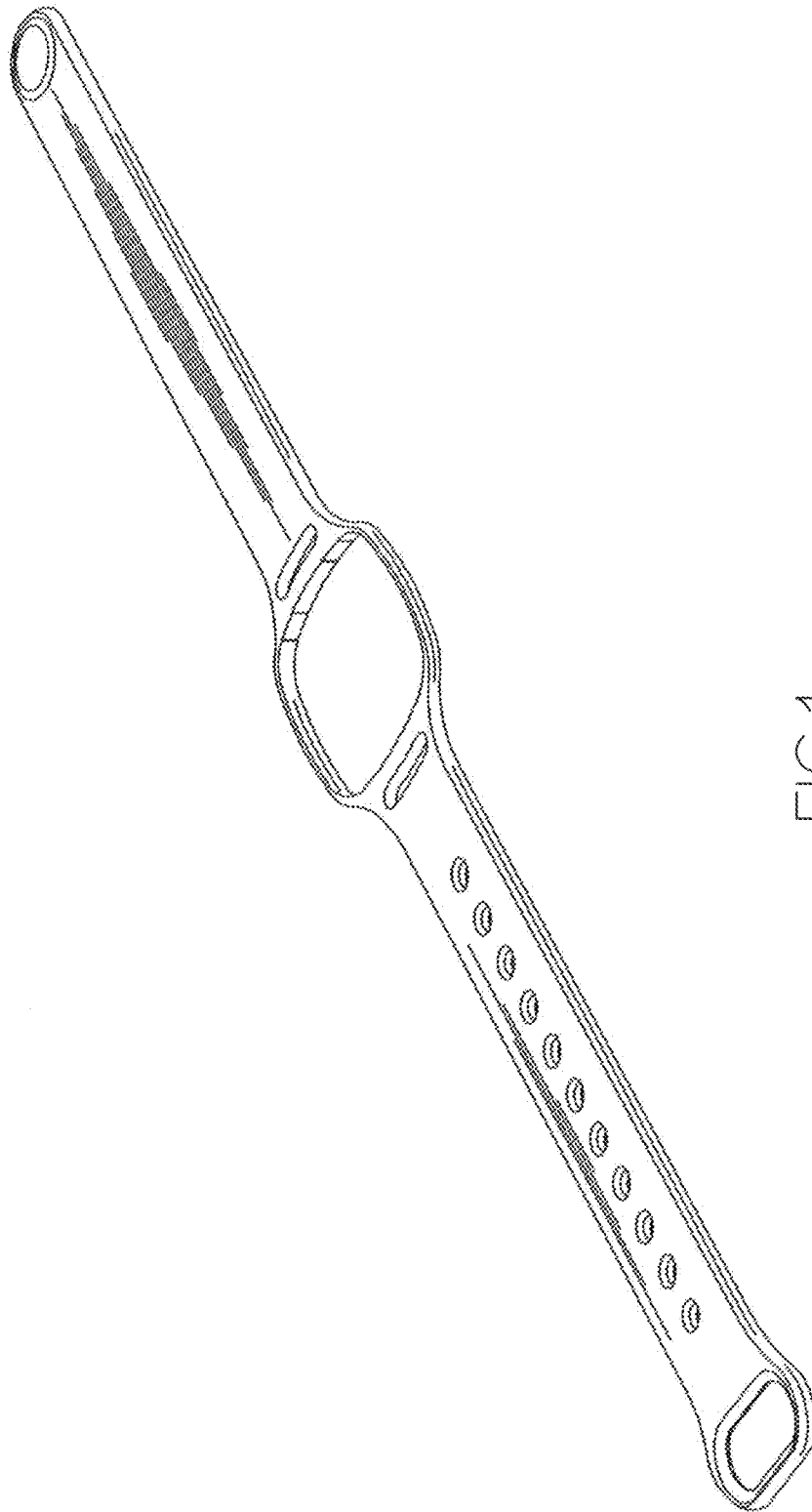


FIG 1

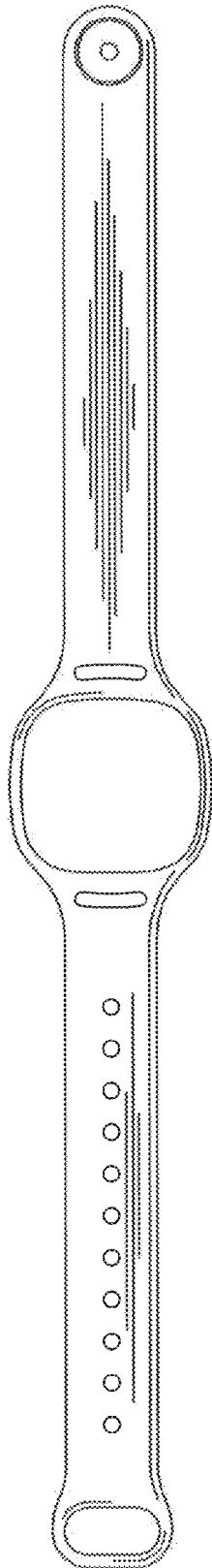


FIG 2

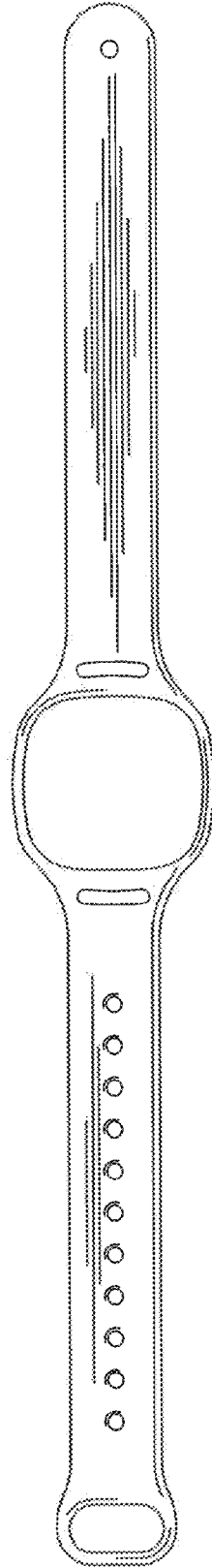


FIG 3



FIG 4



FIG 5



FIG 6

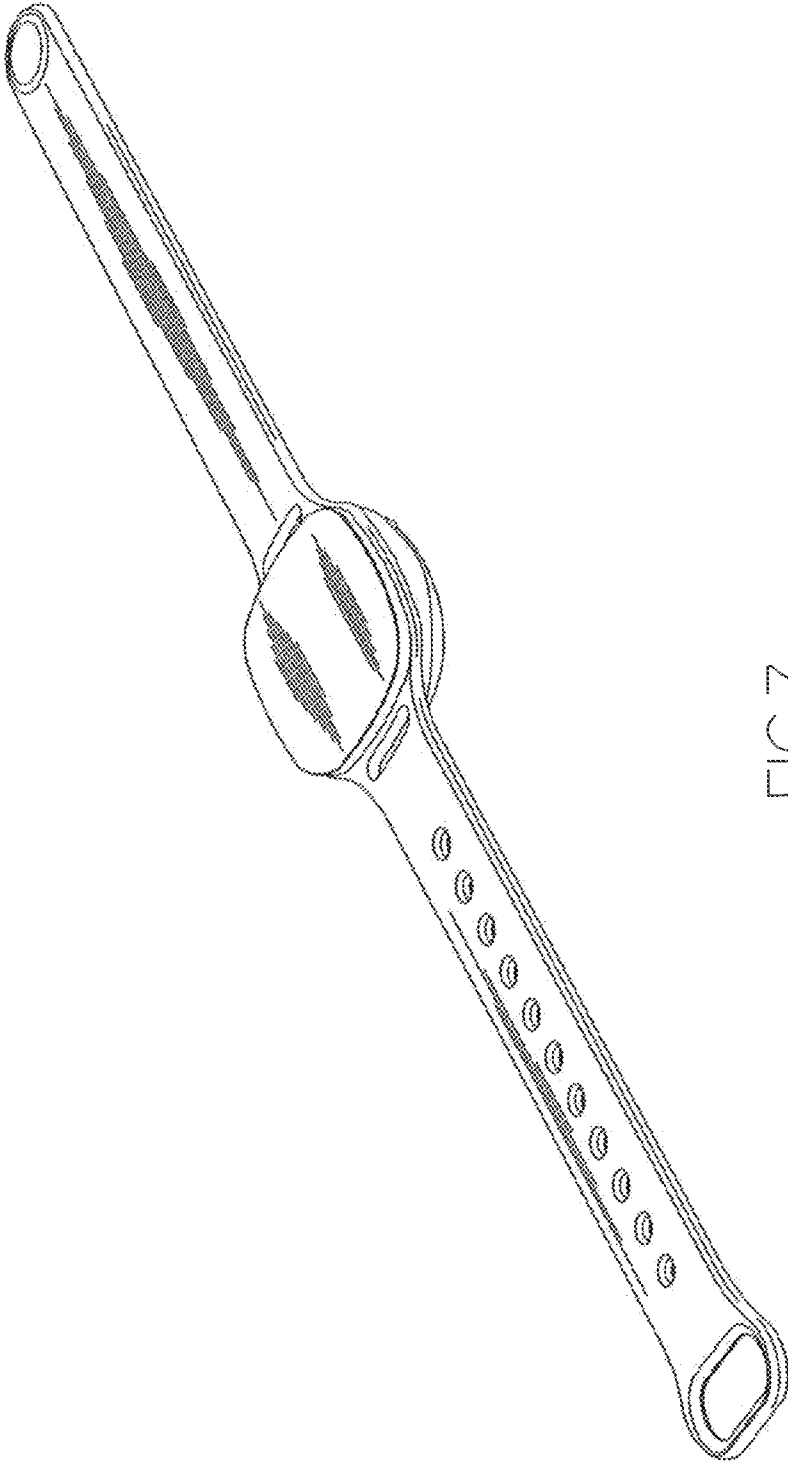


FIG 7

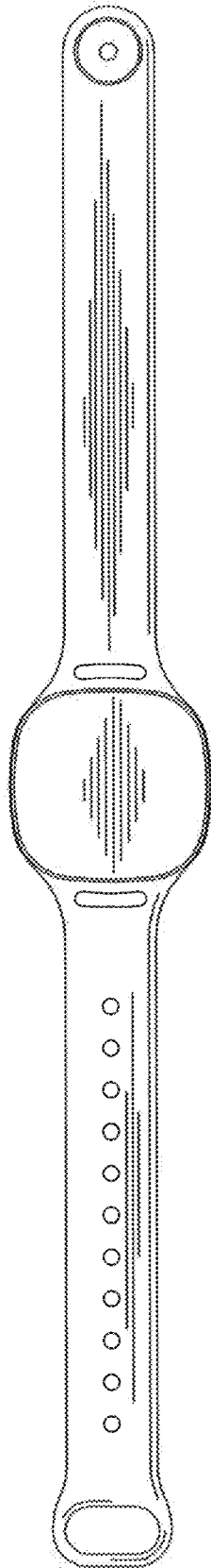


FIG 8

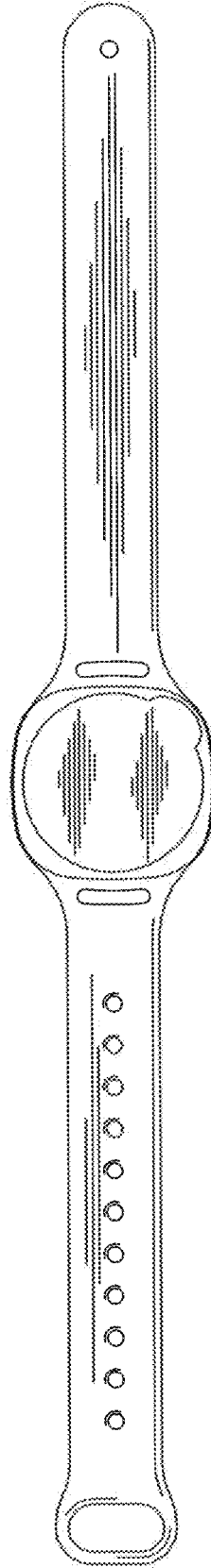


FIG 9



FIG 10



FIG 11



FIG 12