



US00D724349S

(12) **United States Design Patent**
Jalbert et al.

(10) **Patent No.:** **US D724,349 S**

(45) **Date of Patent:** **** Mar. 17, 2015**

- (54) **PAD**
- (71) Applicant: **Euro-Pro Operating LLC**, Newton, MA (US)
- (72) Inventors: **David Jalbert**, Coventry, RI (US); **Brian F. Kaminer**, Harrison, NY (US)
- (73) Assignee: **Euro-Pro Operating LLC**, Newton, MA (US)

4,353,944	A	*	10/1982	Tarui	428/74
4,634,618	A	*	1/1987	Greer et al.	428/81
D290,144	S	*	6/1987	Bruce	D21/795
4,685,167	A		8/1987	Murray	
4,709,430	A	*	12/1987	Nicoll	5/417
D302,058	S		7/1989	Brooks	
5,021,277	A	*	6/1991	Fan	428/76
5,099,532	A	*	3/1992	Thomas et al.	5/484
5,177,831	A		1/1993	Wirth	
5,377,378	A		1/1995	Cutler	
D358,238	S		5/1995	Barnett	
D358,520	S	*	5/1995	Yamanaka	D6/583

(**) Term: **14 Years**

(Continued)

(21) Appl. No.: **29/447,302**

FOREIGN PATENT DOCUMENTS

(22) Filed: **Mar. 1, 2013**

GB	399174	9/1933
GB	473362	10/1937
GB	1023556	3/1966

(51) **LOC (10) Cl.** **06-11**

(52) **U.S. Cl.**
USPC **D6/582**

(58) **Field of Classification Search**
USPC D6/582, 583, 588, 589, 591, 592, 613, D6/615, 619, 620, 621; D5/26, 47; D32/40; 4/581, 582, 583; 5/417, 420; 108/90; 296/97.23; 428/80, 83, 85, 91
See application file for complete search history.

Primary Examiner — Karen S Acker

(74) *Attorney, Agent, or Firm* — Wolf, Greenfield & Sacks, P.C.

(56) **References Cited**

U.S. PATENT DOCUMENTS

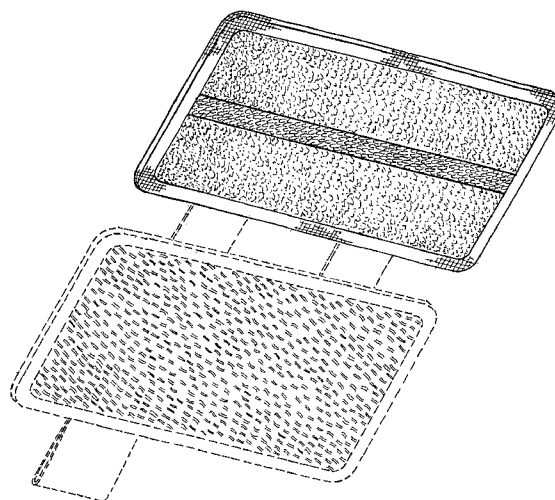
1,146,668	A	7/1915	Tanaka	
1,420,180	A	6/1922	Casmire	
1,643,637	A	9/1927	Chadwick	
2,299,300	A	* 10/1942	Bjornson	66/170
2,926,370	A	3/1960	Wessel	
2,929,087	A	3/1960	Salmon	
3,066,344	A	12/1962	Borrás et al.	
3,284,273	A	* 11/1966	Prentice	428/76
D206,748	S	1/1967	Mabie et al.	
3,593,359	A	7/1971	Strauss	
3,737,938	A	* 6/1973	Saltzstein	15/231
3,792,505	A	2/1974	Saltzstein	
D245,473	S	8/1977	Heninger	
4,278,719	A	* 7/1981	Sarnecki	428/78

(57) **CLAIM**
The ornamental design for a pad, as shown and described.

DESCRIPTION

FIG. 1 is a bottom, front, left side perspective view of a pad showing our new design;
FIG. 2 is a top plan view thereof;
FIG. 3 is a bottom plan view thereof;
FIG. 4 is a front elevational view thereof;
FIG. 5 is a rear elevational view thereof;
FIG. 6 is a right side elevational view thereof; and,
FIG. 7 is a left side elevational view thereof.
The broken lines of FIGS. 1-7 represent unclaimed portions of the pad including the material surface on the rear part of the pad shown in FIGS. 1, 3, and 5-7. The broken lines form no part of the claimed design. The dot-dash-dot broken lines shown in FIG. 2 define the boundaries of the pad and form no part thereof.

1 Claim, 4 Drawing Sheets



(56)

References Cited

U.S. PATENT DOCUMENTS

5,419,015 A *	5/1995	Garcia	15/228	D626,711 S	11/2010	Kaminer et al.	
5,511,271 A	4/1996	Shishido et al.		D642,759 S	8/2011	Otsuka et al.	
D384,209 S	9/1997	Driggers		8,133,991 B2 *	3/2012	Nonomura et al.	536/124
D391,715 S	3/1998	Irwin et al.		8,201,296 B2	6/2012	Mayer	
D406,424 S	3/1999	Daniels		D666,860 S *	9/2012	Lubart	D6/583
D426,039 S	5/2000	Tintelnot et al.		8,332,987 B2	12/2012	Kaminer et al.	
6,101,661 A *	8/2000	Policicchio et al.	15/228	8,500,211 B2	8/2013	Lindblad	
D435,948 S	1/2001	Long		2001/0023159 A1 *	9/2001	Chen et al.	442/394
6,308,366 B1	10/2001	Hays		2003/0044569 A1	3/2003	Kacher et al.	
D455,929 S *	4/2002	Tweel	D6/617	2003/0172480 A1	9/2003	Ueda et al.	
D471,334 S	3/2003	Reede		2006/0191557 A1 *	8/2006	Rosenzweig et al.	134/6
6,606,757 B2	8/2003	Vosbikian et al.		2006/0200927 A1	9/2006	Kacher et al.	
6,651,290 B2	11/2003	Kingry et al.		2007/0107151 A1	5/2007	Pung et al.	
6,899,940 B2 *	5/2005	Leriget	428/68	2008/0145593 A1 *	6/2008	Tsai	428/91
7,155,768 B2	1/2007	Morita et al.		2008/0166176 A1 *	7/2008	Rees et al.	401/196
D536,176 S	2/2007	Ramirez		2009/0158544 A1	6/2009	Pagani	
D560,868 S	1/2008	So		2009/0241978 A1 *	10/2009	Moretti	132/200
D575,918 S	8/2008	Rosenzweig et al.		2010/0263152 A1	10/2010	Wildeman	
D626,302 S	10/2010	Kaminer et al.		2010/0272948 A1 *	10/2010	Kaminer et al.	428/100
				2012/0042462 A1	2/2012	Milanese et al.	
				2012/0151703 A1	6/2012	Chow	
				2014/0069337 A1 *	3/2014	Dunford	119/28.5

* cited by examiner

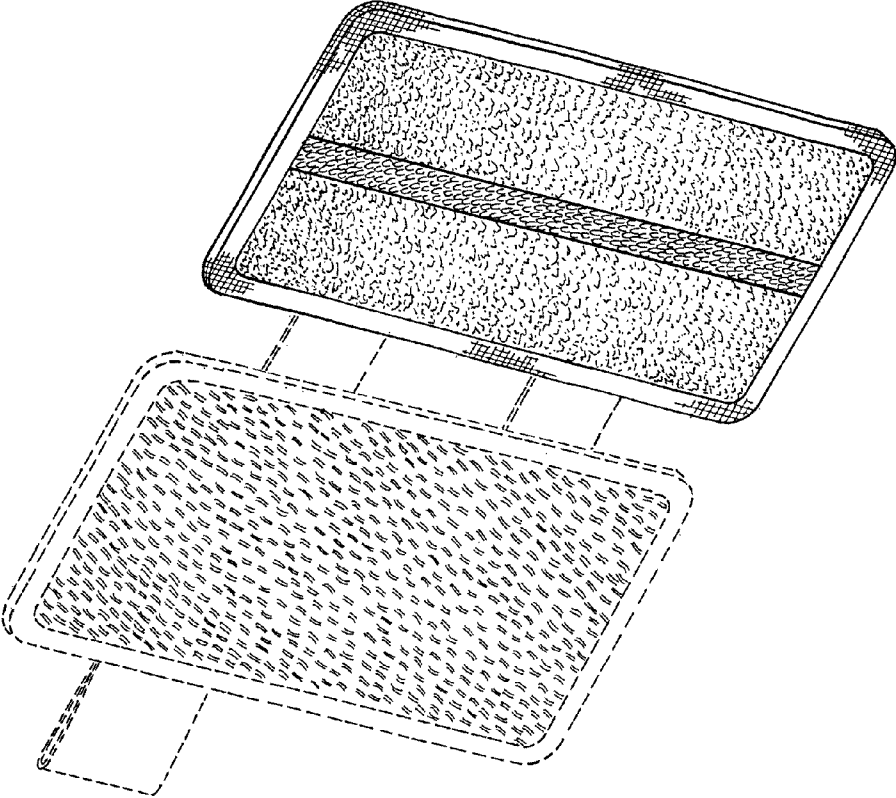


Fig. 1

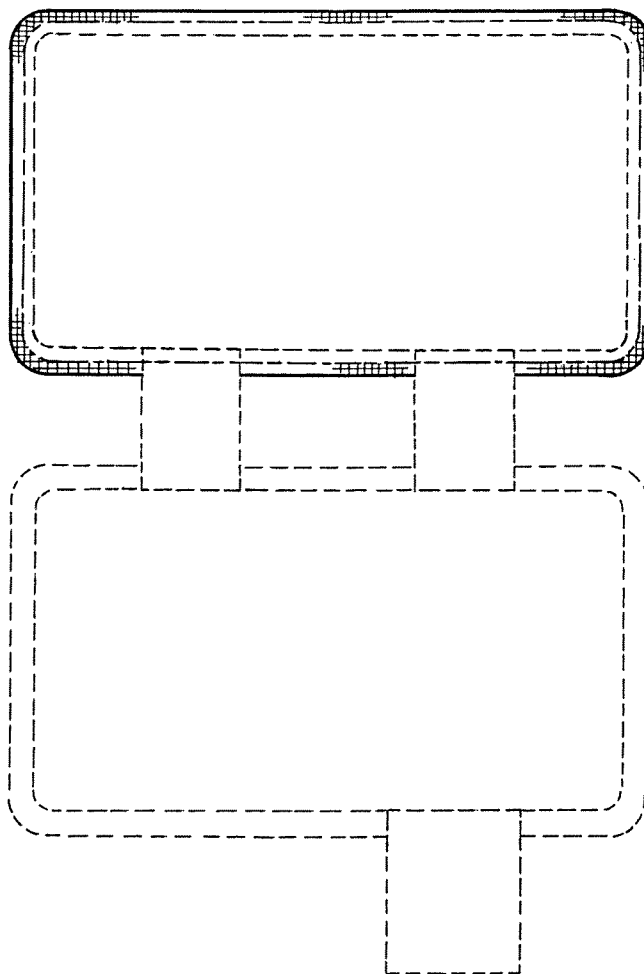


Fig. 2

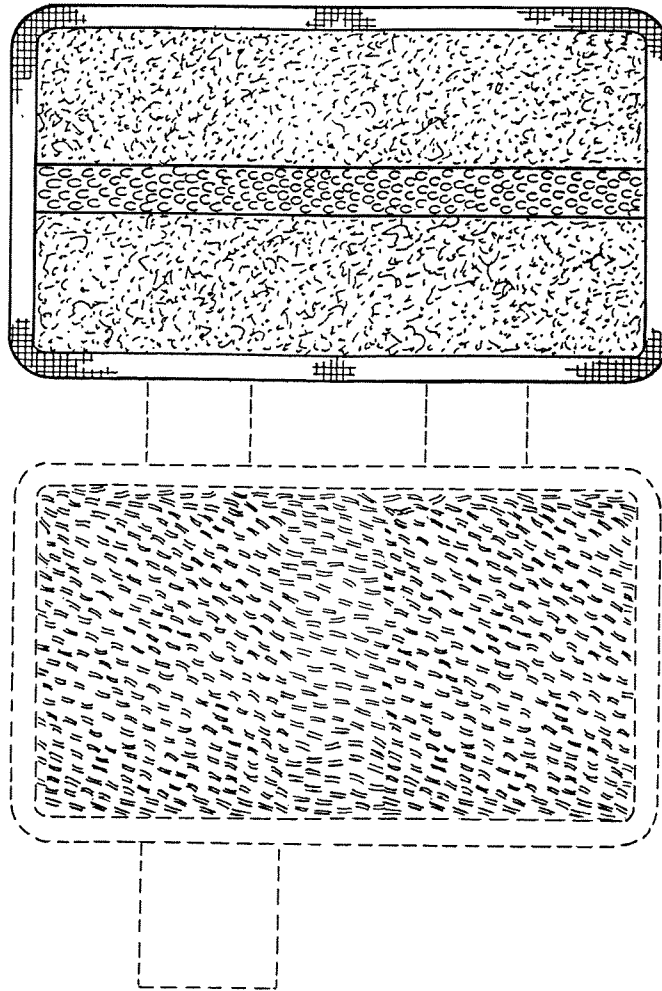


Fig. 3



Fig. 4

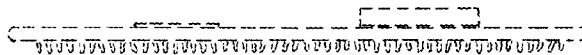


Fig. 5

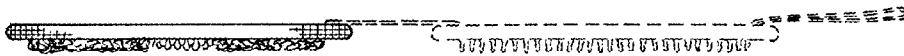


Fig. 6

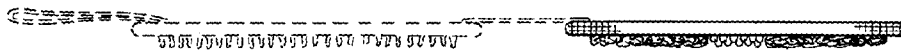


Fig. 7