



US00D689852S

(12) **United States Design Patent**
Azoulay

(10) **Patent No.:** **US D689,852 S**

(45) **Date of Patent:** **** Sep. 17, 2013**

- (54) **CELL PHONE CASE**
- (71) Applicant: **ESI Cases & Accessories, Inc.**, New York, NY (US)
- (72) Inventor: **Elliot Azoulay**, New York, NY (US)
- (73) Assignee: **ESI Cases & Accessories, Inc.**, New York, NY (US)

D649,539	S	*	11/2011	Hong	D14/250
D651,205	S	*	12/2011	Soekoro	D14/250
D651,606	S	*	1/2012	Luijben	D14/447
D657,782	S	*	4/2012	Biller	D14/250
D668,458	S	*	10/2012	Lee et al.	D3/303
8,297,440	B2	*	10/2012	Schmidt et al.	206/320
D671,107	S	*	11/2012	Rothbaum et al.	D14/250
D675,197	S	*	1/2013	Losiewicz	D14/250
D678,871	S	*	3/2013	Mishan et al.	D14/250
D679,685	S	*	4/2013	Cox	D14/250
D679,694	S	*	4/2013	Fahrendorff	D14/250

(**) Term: **14 Years**

(21) Appl. No.: **29/445,312**

(22) Filed: **Feb. 11, 2013**

(51) **LOC (9) Cl.** **14-03**

(52) **U.S. Cl.**
USPC **D14/250**

(58) **Field of Classification Search**
USPC D14/250, 440, 238.1, 251–253, 203.3–203.7, D14/217, 496, 248, 240, 447, 341–347, 444; D13/103, 107–108, 119; D3/201, 218, 247, D3/269, 273, 301, 303; 248/309.1, 371, 248/176.3, 668; 361/679.56, 679.3, 679.25, 361/816; 379/426, 433.11, 455; 455/575.1, 455/575.8; 206/305, 320; 320/108, 115; 429/96; 220/4.02

See application file for complete search history.

(56) **References Cited**

U.S. PATENT DOCUMENTS

D593,750	S	*	6/2009	Song	D3/269
D619,130	S	*	7/2010	Fellig	D14/250
D620,931	S	*	8/2010	Opman	D14/250
D625,303	S	*	10/2010	Kim	D14/250
D641,756	S	*	7/2011	Hsieh et al.	D14/440
D644,428	S	*	9/2011	Feng	D3/218

OTHER PUBLICATIONS

iLounge review of Trident Aegis Case for iPhone 5, published on Jan. 25, 2013, <URL:http://www.ilounge.com/index.php/reviews/entry/trident-aegis-case-for-iphone-5/>, retrieved from internet on May 4, 2013.*

* cited by examiner

Primary Examiner — Carla Jobe Wright

(74) *Attorney, Agent, or Firm* — Amster, Rothstein & Ebenstein LLP

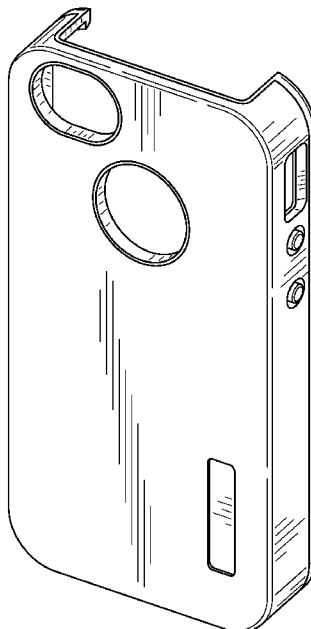
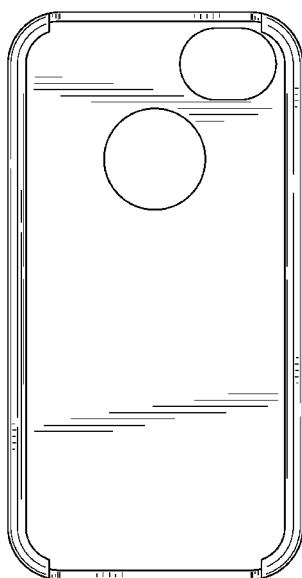
(57) **CLAIM**

The ornamental design for a cell phone case, as shown and described.

DESCRIPTION

FIG. 1 is a front perspective view of the cell phone case; FIG. 2 is a front view of the cell phone case; FIG. 3 is a rear view of the cell phone case; FIG. 4 is a side view of the cell phone case; FIG. 5 is an opposite side view of the cell phone case; FIG. 6 is a top view of the cell phone case; FIG. 7 is a bottom view of the cell phone case; and, FIG. 8 is a back perspective view of the cellphone case.

1 Claim, 4 Drawing Sheets






FIG. 1

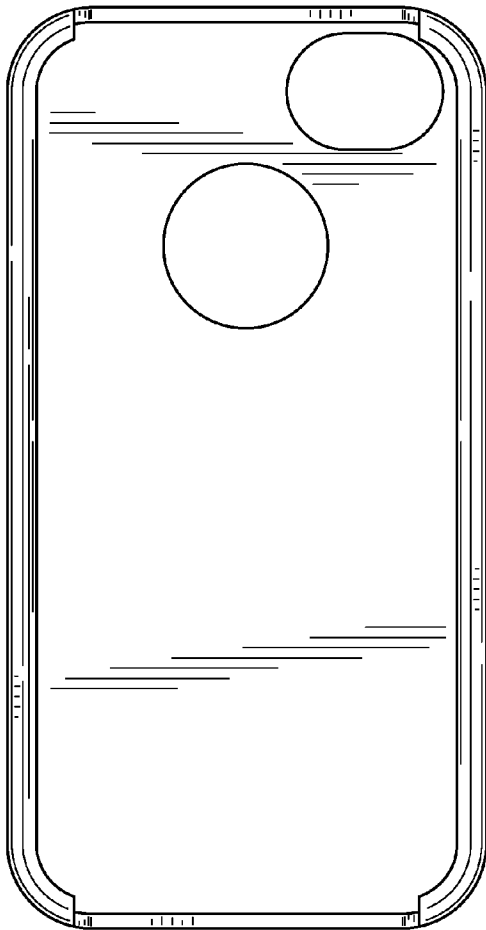


FIG. 2

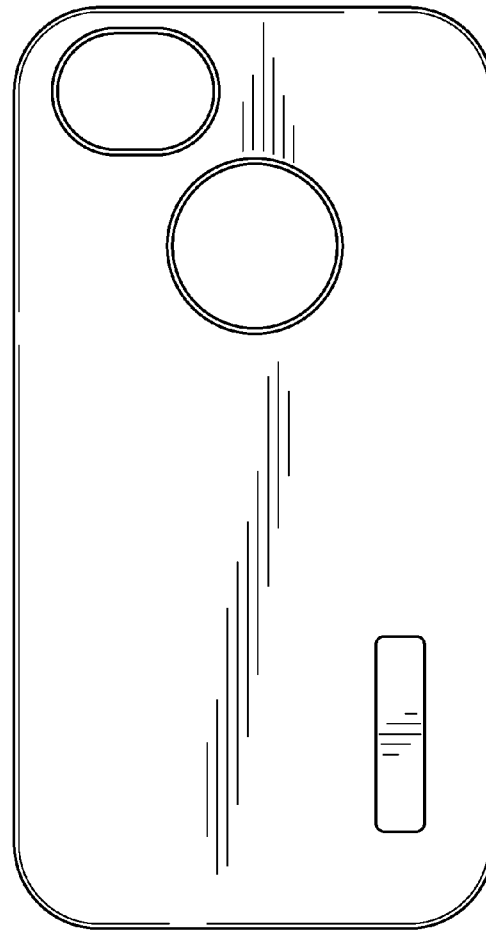


FIG. 3

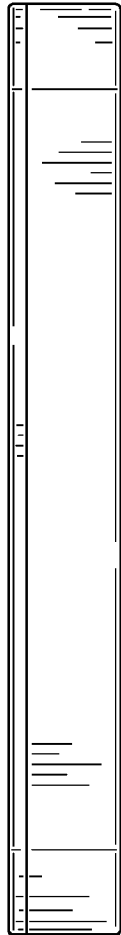


FIG. 4

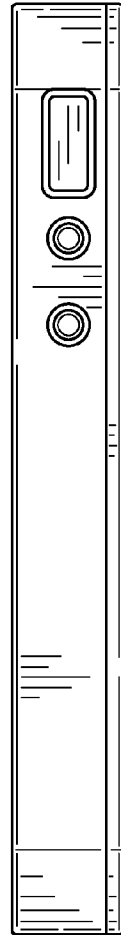


FIG. 5



FIG. 6



FIG. 7

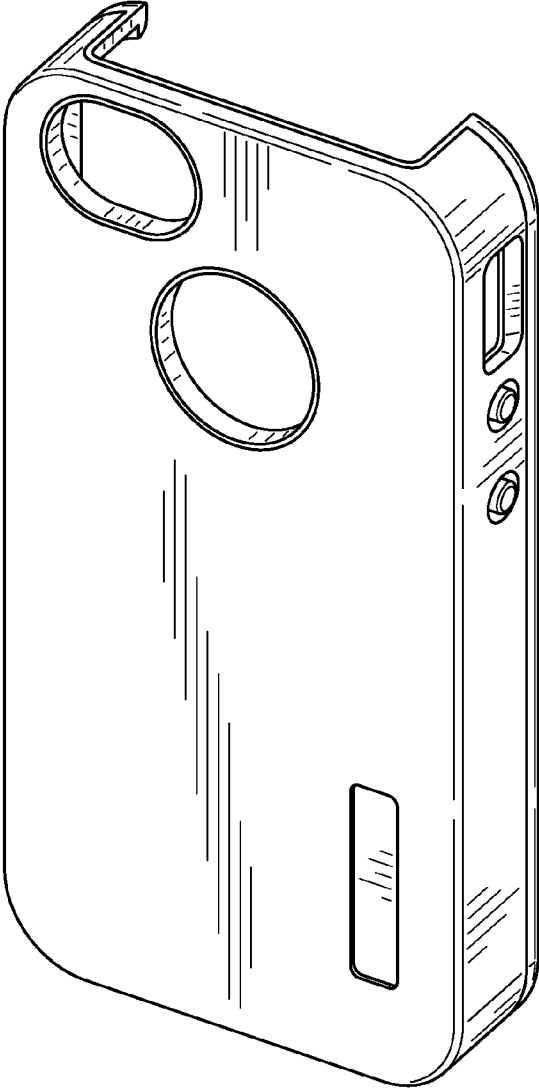


FIG. 8